

EXAMTOPICS

- Expert Verified, Online, **Free**.



CERTIFICATION TEST

- [CertificationTest.net](https://www.certificationtest.net) - Cheap & Quality Resources With Best Support

What are the primary functions of the UiPath Integration Service?

- A. Enables automation with a library of connectors, manages connections easily with standardized authentication, kicks off automations with server-side triggers or events, provides curated activities and events, simplifies automation design.
- B. Automates UI design, manages API connections, provides limited activities and events, simplifies automation design.
- C. Enables automation with API integration, manages connections with user-provided authentication, kicks off automations based on application-specific triggers, simplifies automation design with the help of third-party libraries.
- D. Enables automation with UI components, manages API keys, kicks off automations with client-side triggers, provides curated events.

Suggested Answer: A

Community vote distribution

A (100%)

🗳️ **Ingvarn** Highly Voted 👍 2 years, 4 months ago

Selected Answer: A

Answer A.

In a nutshell, Integration Service does the following:

Enables automation with an out-of-the-box library of connectors.

Helps setting up and managing connections easily with standardized authentication.

Enables kicking off automations with server-side triggers or events.

Provides curated activities and events (with additional data filters) for ease of use.

Simplifies automation design by providing a uniform experience across all Studio designers.

upvoted 5 times

🗳️ **BenAndBen** Most Recent 🕒 1 year, 9 months ago

Selected Answer: A

Answer is A.

upvoted 1 times

🗳️ **gauri3905** 1 year, 9 months ago

Selected Answer: A

The answer is A

upvoted 1 times

🗳️ **LarcAi_Training** 1 year, 11 months ago

Selected Answer: A

The answer is A!

upvoted 1 times

🗳️ **milindkumar** 2 years, 1 month ago

Selected Answer: A

Answer is A

upvoted 3 times

🗳️ **mhs_Mohammad** 2 years, 4 months ago

Selected Answer: A

Answer is A


upvoted 3 times

What happens when closing a Remote Debugging Connection while a debugging execution is in progress?

- A. The remote robot continues the execution after Studio closes the connection.
- B. Debugging execution ends in exception, then the connection is closed.
- C. Debugging execution stops gracefully, then the connection is closed.
- D. It is not possible to close the connection while debugging is in progress.

Suggested Answer: D

Community vote distribution



🗨️ 👤 **Mensho** 7 months, 1 week ago

Selected Answer: C

Closing the connection will be treated as closing the debugging mode
upvoted 2 times

🗨️ 👤 **Adityapakya** 1 year, 5 months ago

Option D is correct.
upvoted 1 times

🗨️ 👤 **milesvvv** 1 year, 6 months ago

IT is indeed D

[https://docs.uipath.com/studio/standalone/2023.4/user-guide/remote-](https://docs.uipath.com/studio/standalone/2023.4/user-guide/remote-debugging#:~:text=To%20disable%20the%20remote%20debugging%20connection%2C%20when%20no%20debugging%20execution%20is%20in%20progress%20)

[debugging#:~:text=To%20disable%20the%20remote%20debugging%20connection%2C%20when%20no%20debugging%20execution%20is%20in%20progress%](https://docs.uipath.com/studio/standalone/2023.4/user-guide/remote-debugging#:~:text=To%20disable%20the%20remote%20debugging%20connection%2C%20when%20no%20debugging%20execution%20is%20in%20progress%20)
upvoted 3 times

🗨️ 👤 **sam0yes** 1 year, 7 months ago

Selected Answer: D

<https://docs.uipath.com/studio/standalone/2023.4/user-guide/remote-debugging>
upvoted 2 times

🗨️ 👤 **milindkumar** 1 year, 7 months ago

Selected Answer: D

There is no option for closing the remote debug connection while debugging is in progress
upvoted 3 times

🗨️ 👤 **keyersize9292** 1 year, 10 months ago

Answer is D. There is no option for closing the remote debug connection while debugging is in progress
upvoted 4 times

🗨️ 👤 **mhs_Mohammad** 1 year, 10 months ago

Selected Answer: C

Answer is C
upvoted 1 times

Where is the TransactionNumber incremented in the REFramework?

- A. Only in the RetryCurrentTransaction.xaml workflow.
- B. Only in the SetTransactionStatus.xaml workflow.
- C. In the New Transaction transition.
- D. In the RetryCurrentTransaction.xaml workflow and in the SetTransactionStatus.xaml workflow.

Suggested Answer: D

Community vote distribution

D (71%)

B (29%)

🗨️ **YanEhr** 11 months ago

Selected Answer: D

If Orchestrator Retry is used, the Transaction Number is also increased in RetryCurrentTransaction. Otherwise the retry counter is increased. So D is correct

upvoted 2 times

🗨️ **BenAndBen** 1 year, 9 months ago

Selected Answer: D

Answer is D Check the ReFramework.

upvoted 1 times

🗨️ **Ui_Bot001** 1 year, 9 months ago

Selected Answer: D

Answer is D.

upvoted 1 times

🗨️ **Mgebs** 1 year, 11 months ago

Selected Answer: D

Answer is D guys

upvoted 1 times

🗨️ **milindkumar** 2 years, 1 month ago

Selected Answer: D

D is the correct one

upvoted 1 times

🗨️ **Brandon00777** 2 years, 1 month ago

It's definitely D. The Transaction Number is an incremental number that increase by 1 through each transaction. Set Transaction Status if it is successful will increase the number. There may be occasions where there is a business exception or a system exception. In the config file there is a retry mechanism and this will retry the transaction item, after the retries are finished the transaction status will be set to "failed" and the transaction number will increment by 1 in the retry current transaction workflow.

upvoted 3 times

🗨️ **AndresPC** 2 years, 2 months ago

D is the correct one

upvoted 1 times

🗨️ **Thor3** 2 years, 3 months ago

Selected Answer: D

Answer is D check it in RetryTransactionWorkflow. When the transaction is failed and retied then io_TansactionNumber is incremented to move to the next transaction.

upvoted 2 times

🗨️ **Tmg** 2 years, 3 months ago

Answer is D

upvoted 3 times

🗨️ 👤 **ismaredia** 2 years, 3 months ago

Selected Answer: D

Checked the RE Framework, It is also present in Retry Transaction workflow

upvoted 2 times

🗨️ 👤 **mhs_Mohammad** 2 years, 4 months ago

Selected Answer: B

Answer is B

upvoted 1 times

🗨️ 👤 **Ingvorn** 2 years, 4 months ago

Selected Answer: B

Only in the SetTransactionStatus.xaml workflow.

upvoted 3 times

Which logging level includes the following information by default?

1. Execution Started log entry - generated every time a process is started.
2. Execution Ended log entry - generated every time a process is finalized.
3. Transaction Started log entry - generated every time a transaction item is obtained by the robot from Orchestrator.
4. Transaction Ended log entry - generated every time the robot sets the transaction status to either Success or Failed.
5. Activity Information log entry - generated every time an activity is started, faulted or finished inside a workflow.
6. Arguments and Variables Information log entry - show values of the variables and arguments that are used.

- A. Verbose
- B. Trace
- C. Critical
- D. Information

Suggested Answer: A

Community vote distribution


A (100%)

 **milindkumar** 1 year, 7 months ago

Selected Answer: A

Answer is A.

upvoted 1 times

 **Thor3** 1 year, 9 months ago

Selected Answer: A

Answer is A.

<https://docs.uipath.com/robot/standalone/2023.4/user-guide/logging-and-log-levels>


upvoted 2 times

 **mhs_Mohammad** 1 year, 10 months ago

Selected Answer: A

Answer is A

upvoted 1 times

 **Ingvarn** 1 year, 10 months ago

Selected Answer: A

By default, the Verbose level includes:

Execution Started log entry - generated every time a process is started.

Execution Ended log entry - generated every time a process is finalized.

Transaction Started log entry - generated every time a transaction item is obtained by the robot from Orchestrator.

Transaction Ended log entry - generated every time the robot sets the transaction status to either Success or Failed.

Activity Information log entry - generated every time an activity is started, faulted or finished inside a workflow.

upvoted 3 times

How would you define a linear process in UiPath?

- A. The steps of the process refer to the execution of steps in a sequential manner, where each subsequent step depends on the successful completion of the previous step.
- B. The steps of the process are performed multiple times, but each time different data items are used.
- C. The steps of the process repeat multiple times over different data items. However, the automation design is such that each repeatable part processes independently.
- D. The process steps are performed only once. If the need is to process additional data, then the automation must execute again.

Suggested Answer: D

Community vote distribution

D (76%)

A (24%)

🗨️ **Ingvarn** Highly Voted 1 year, 10 months ago

Selected Answer: D

Answer D

upvoted 5 times

🗨️ **MuradH** Most Recent 11 months ago

Selected Answer: D

Answer A is also right, but D is more accurate because it satisfies the condition of A as well. However, it differed based on the data processing since a linear process is designed to run once from start to finish, typically with a single set of data.

upvoted 1 times

🗨️ **YanEhr** 11 months ago

Selected Answer: D

D is correct. The steps of the process are performed only once is referenced word for word in the RE Framework chapter

upvoted 2 times

🗨️ **deyp11** 1 year ago

Selected Answer: D

This is defined in the RE Framework chapter in UiPATH Academy

upvoted 1 times

🗨️ **RicoNgu** 1 year, 1 month ago

Selected Answer: D

D is it

upvoted 2 times

🗨️ **19b3ff8** 1 year, 2 months ago

Selected Answer: D

Linear process gets D because of the word used in contrast to Transactional process. A is a flowchart and sequence description

upvoted 1 times

🗨️ **Aiqing886** 1 year, 3 months ago

Selected Answer: A

A is correct. You can run process as many times as u want not just once.

upvoted 2 times

🗨️ **0f1461a** 1 year, 4 months ago

Selected Answer: D

D is correct

upvoted 1 times

🗨️ **milindkumar** 1 year, 7 months ago

Selected Answer: D

Clearly D defines a linear process better

upvoted 1 times

🗨️ 👤 **sam0yes** 1 year, 7 months ago

Selected Answer: D

Clearly D defines a linear process better.

upvoted 2 times

🗨️ 👤 **ismaredia** 1 year, 8 months ago

Answer is Not A - Because it gives an example of a Sequential Process which is similar to Linear Process, Steps are executing in Sequential Manner.

In Linear Process in terms of UIPath terminology it is referred as 1 time execution only, If it needs to execute the second time, The process needs to re-run. So based on this understanding the answer is D

upvoted 2 times

🗨️ 👤 **Thor3** 1 year, 9 months ago

Selected Answer: A

Linear Process: The steps are executed one after the other and if one step needs to be executed it needs input from the previous step.

Single Execution: This type of execution includes all steps being executed at once and needs additional data to execute the automation again

So, based on the context the answer should be A.

upvoted 3 times

🗨️ 👤 **doatime** 1 year, 10 months ago

I think is A, mum says i'm smart

upvoted 1 times

A developer is building a process that needs to click an element which requires a mouse hover to become visible. However, the element does not appear with the default click setting. The input method for the Click activity is Send Window Message. Which property should the developer configure to be able to click the element?

- A. The developer should change the input method to Simulate and the CursorMotionType to Instant.
- B. The developer should change the input method to Hardware Events and the CursorMotionType to Smooth.
- C. The property AlterIfDisabled should be set to False.
- D. The property AlterIfDisabled should be set to True.

Suggested Answer: B

Community vote distribution

B (100%)

🗨️ **Ingvarn** Highly Voted 2 years, 4 months ago

Answer B

upvoted 5 times

🗨️ **deyp11** Most Recent 1 year ago

Selected Answer: B

To click an element that requires a mouse hover to become visible, the developer should change the input method to Hardware Events and set the CursorMotionType to Smooth12. This allows the robot to interact with the UI element in a way that simulates human-like mouse movements, making the element visible for interaction.

upvoted 1 times

🗨️ **sumanth1994** 1 year ago

Selected Answer: B

CursorMotionType "Smooth" has no effect if SendWindowMessages or SimulateClick are enabled

upvoted 1 times

🗨️ **sumanth1994** 1 year ago

Selected Answer: B

CursorMotionType "mooth" has no effect if SendWindowMessages or SimulateClick are enabled

upvoted 1 times

🗨️ **BenAndBen** 1 year, 9 months ago

Selected Answer: B

Answer is B, if you need to hover an element.

upvoted 1 times

🗨️ **milinkumar** 2 years, 1 month ago

Selected Answer: B

The answer is B

upvoted 1 times

🗨️ **Brandon00777** 2 years, 2 months ago

The answer is B

Source: <https://docs.uipath.com/activities/other/latest/ui-automation/click>

upvoted 2 times

🗨️ **mhs_Mohammad** 2 years, 4 months ago

Selected Answer: B

Answer is B

upvoted 2 times

A developer wants to create an automation in which the input from the user and pre-defined conditions determine the transition between stages. In UiPath Studio, which is the recommended type of workflow that meets the requirement?

- A. Flowchart
- B. Workflow
- C. State Machine
- D. Global Exception Handler

Suggested Answer: C

Community vote distribution

C (100%)

🗲️ 👤 **ykw** Highly Voted 👍 2 years, 4 months ago

Selected Answer: C

Should be "C"

upvoted 5 times

🗲️ 👤 **Sanjib40** Most Recent 🕒 1 year, 8 months ago

C. State machine

upvoted 1 times

🗲️ 👤 **milindkumar** 2 years, 1 month ago

Selected Answer: C

C. State Machine

upvoted 1 times

🗲️ 👤 **Ingvorn** 2 years, 4 months ago

Selected Answer: C

C. State Machine

upvoted 4 times

A developer configured the properties for a Click activity as shown below:

Properties	
UiPath.UIAutomationNext.Activities.NClick	
Common	
Continue on error	True <input type="checkbox"/> <input checked="" type="checkbox"/>
Delay after	Delay (in seconds) after this <input type="text" value=""/>
Delay before	Delay (in seconds) to wait b <input type="text" value=""/>
DisplayName	Click 'File'
Timeout	10 <input type="text" value=""/>
Input	
Click type	NClickType.Single
Cursor motion type	Specifies the type of motion
Mouse button	NMouseButton.Left
Target	TargetAnchorable
Verify execution	(null)
Input/Output Element	
Input element	The Input UI Element define <input type="text" value=""/>
Output element	Output a UI Element to use <input type="text" value=""/>
Misc	
Private	<input type="checkbox"/>
Options	
Alter disabled element	When selected, the activ <input type="checkbox"/>
Input mode	Hardware Events
Key modifiers	NKeyModifiers.None

What happens if the activity cannot find its target at runtime?

- A. An exception is thrown after 10 milliseconds.
- B. An exception is thrown after 10 seconds.
- C. The next activity is executed after 10 seconds.
- D. The next activity is executed after 10 milliseconds.

Suggested Answer: C

Community vote distribution

C (100%)

deyp11 1 year ago

Selected Answer: C

C is correct because continue on error is true and the timeout is in seconds (by default)
upvoted 2 times

Sanjib40 1 year, 8 months ago

C is correct because continue on error is true
upvoted 1 times

DKAT2023 1 year, 10 months ago

it is c
upvoted 1 times

milindkumar 2 years, 1 month ago

Selected Answer: C

C is correct

upvoted 1 times

sam0yes 2 years, 1 month ago

C is correct, because Continue on error is set to "True". Otherwise would be B.

upvoted 2 times

ykw 2 years, 4 months ago

Selected Answer: C

"C" should be correct ans.

upvoted 2 times

mhs_Mohammad 2 years, 4 months ago

Selected Answer: C

Answer is C

upvoted 2 times

ASMA__ 2 years, 4 months ago

Selected Answer: C

The next activity is executed after 10 seconds.

upvoted 2 times

Ingvorn 2 years, 4 months ago

Selected Answer: C

The next activity is executed after 10 seconds.

upvoted 3 times

UncleMitko 2 years, 4 months ago

C is the right answer.

upvoted 2 times

Maco_C 2 years, 5 months ago

I think the answer is D.

upvoted 3 times

Maco_C 2 years, 4 months ago

sorry, The answer is c

upvoted 3 times

What is the default priority value for the Job Priority field in UiPath Orchestrator when starting a job manually?

- A. Inherited
- B. Medium
- C. High
- D. Low

Suggested Answer: A

Community vote distribution

A (100%)

 **Ingvorn** Highly Voted 1 year, 10 months ago

Selected Answer: A

A.

Starting a Job Manually

The default value for the Job priority field is Inherited, which means that the priority is inherited from where it was initially configured. You can either leave it as it is or change it.


upvoted 6 times

 **Brandon00777** Most Recent 1 year, 8 months ago

The answer is A

Refer to: <https://docs.uipath.com/orchestrator/standalone/2023.4/user-guide/jobs-classic-folders>

upvoted 3 times

 **ykw** 1 year, 10 months ago

Selected Answer: A

"A" should be correct answer.

upvoted 4 times

Consider testing a workflow that computes the sum of two numbers having the data driven test data from the Excel file below:

Number1	Number2	Sum
1	2	3
2	2	4
5	4	9

Expanding the functionality of the workflow to compute the sum of three numbers, the data needs to be updated as well to accommodate the new scenario:

Number1	Number2	Number3	Sum
1	2	2	5
2	2	3	7
5	4	1	10


What are steps to do that?

- A. Click Right on the Test Case and select Update Test Data.
- B. Click Right on the Test Case and select Add Test Data.
- C. Click Right on the Test Case and select Refresh Test Data.
- D. Click Right on the Test Case and select Remove Test Data.

Suggested Answer: A

Community vote distribution

A (100%)

 **ananaslord** Highly Voted 2 years, 4 months ago

As I know there is no such thing as 'Refresh Data'. It should be 'Update Data'.

<https://docs.uipath.com/studio/standalone/2023.10/user-guide/data-driven-testing>


upvoted 10 times

 **Ingvarn** Highly Voted 2 years, 4 months ago

Selected Answer: A

Answer A


upvoted 5 times

 **Drafat** Most Recent 1 year, 7 months ago

Selected Answer: A

"A" should be correct answer.

upvoted 2 times

 **milindkumar** 2 years, 1 month ago

Selected Answer: A

"A" should be correct answer.

upvoted 4 times

 **ykw** 2 years, 4 months ago

Selected Answer: A

"A" should be correct answer.

upvoted 4 times

 **ASMA__** 2 years, 4 months ago

Answer A

upvoted 4 times

Data from an Excel file is read into a data table named "dtEmployee", as displayed in the following graphic:

	A	B	C	D
1	Name	Date Of Joining	Department	Salary
2	Andrew	12/11/2016	IT	30000
3	Billy	11/11/2015	IT	20000
4	Clara	6/6/2013	Marketing	15000
5	Dennis	8/12/2017	ITES	35000
6	Esther	2/11/2017	Finance	42000
7	Fatima	6/6/2013	ITES	30000
8	Gilly	8/6/2013	Finance	15000
9	Hannah	2/11/2017	Finance	28000
10				
11				
12				

A developer needs to filter the data table to obtain all rows representing employees from the Finance and IT departments with a Salary under 30,000. Which expression yields the desired outcomes?

- A. dtEmployee.Select("([Department]='IT' AND [Department]='Finance') AND [Salary] < 30000")
- B. dtEmployee.Select("[Department]='IT OR [Department]='Finance' OR [Salary] < 30000")
- C. dtEmployee.Select("[Department]='IT' OR [Department]= 'Finance' AND [Salary] < 30000")
- D. dtEmployee.Select("([Department]='IT' OR [Department]='Finance') AND [Salary] < 30000")

Suggested Answer: D

Community vote distribution

D (86%)

A (14%)

 **Ingvarn** Highly Voted 1 year, 10 months ago


Selected Answer: D

D - D. dtEmployee.Select("([Department]='IT' OR [Department]='Finance') AND [Salary] < 30000"). Checked in Studio.
upvoted 5 times

 **AlbinL** Most Recent 5 months ago

Selected Answer: D

D is correct, selecting IT and Finance as in alternative A will not work, as only rows where Department is IT and Finance simultaneously will be selected in that case. Having the OR as in D means that people either in IT or Finance are selected.
upvoted 1 times

 **niknejm** 8 months, 3 weeks ago


Selected Answer: A

A is correct, we need to select IT and Finance, not IT or Finance
upvoted 2 times

 **keyersoze9292** 1 year, 10 months ago

Selected Answer: D

D is the right one
upvoted 3 times

 **ykw** 1 year, 10 months ago

Selected Answer: D

"D" should be correct answer.
upvoted 3 times

A developer is building an automation that must interact with a destination remote computer reached by jumping through multiple RDP connections, as described by the following scenario:

- The Robot is installed on Machine A, which connects through RDP to Machine B.
- From Machine B another RDP connection is opened to Machine C, where the automation must be performed.

Which of the following scenarios is appropriate for the developer who wants to use UI Automation activities?

A. UI Automation can be used and the following are prerequisites:

Machine A - install RDP extension.

Machine B - install RemoteRuntime.msi.

Machine C - install RemoteRuntime.msi.

B. UI Automation can be used and the following are prerequisites:

Machine A - install RDP extension.

Machine B - install RDP extension and RemoteRuntime.msi.

Machine C - install RemoteRuntime.msi.

C. UI Automation can be used and the following are prerequisites:

Machine A - no requirement.

Machine B - no requirement.

Machine C - install RemoteRuntime.msi.

D. UI Automation can be used and the following are prerequisites:

Machine A - install RDP extension.

Machine B - no requirement.

Machine C - install RemoteRuntime.msi.

Suggested Answer: B

Community vote distribution

B (100%)

🗨️ 👤 **Sr2345** 11 months, 1 week ago

Selected Answer: B

Yes b is correct

upvoted 1 times

🗨️ 👤 **ykw** 1 year, 10 months ago

Selected Answer: B

"B" should be correct answer.

upvoted 4 times

🗨️ 👤 **Ingvarn** 1 year, 10 months ago

Selected Answer: B

Answer B.

"Consider the following scenario: Machine A (with Robot) connects through RDP to Machine B, and from Machine B another RDP connection is opened to Machine C, where the automation must be performed. In this example, the following configuration is required:

Machine A – install RDP extension.

Machine B – install RDP extension and RemoteRuntime.msi.

Machine C – install RemoteRuntime.msi."

upvoted 4 times

🗨️ 👤 **Ingvarn** 1 year, 10 months ago

<https://docs.uipath.com/studio/standalone/2023.4/user-guide/about-uipath-remote-runtime>

upvoted 3 times

How does UiPath handle different dependency versions for multiple running processes that run at the same time?

- A. Each running process automatically adapts to the available dependency version.
- B. Each running process uses its own required version of the dependency.
- C. All running processes use the latest version of the dependency available.
- D. Running processes use the earliest compatible dependency version.

Suggested Answer: B

Community vote distribution

B (100%)

 **Ingvorn** Highly Voted 2 years, 4 months ago

Selected Answer: B

B. Each running process uses its own required version of the dependency.

"Each running process uses its own version of dependencies, even if multiple running processes require a different version of the same dependency. For example, if process A requires dependency v18.4.6 and process B requires dependency v19.4.4, then each process downloads and uses its required version of the dependency."

<https://docs.uipath.com/robot/standalone/2023.10/user-guide/background-process-automation>

upvoted 7 times

 **BenAndBen** Most Recent 1 year, 9 months ago

Selected Answer: B

Answer is B.

upvoted 2 times

In order for a developer to utilize the default REFramework without relying on Orchestrator queues, what is the essential prerequisite to ensure that the project does not interact with Orchestrator?

- A. Remove the Get Transaction Data state from the Main state machine. Remove the OrchestratorQueueName setting from Config.xlsx & change the variable type.
- B. Eliminate the Get Transaction Data state from the Main state machine. Exclude the Get Transaction Item activity from the project & change the variable type.
- C. Exclude the Get Transaction Item activity from the project. Eliminate the three SetTransactionStatus activities from the SetTransactionStatus workflow & change the variable type.
- D. Omit the OrchestratorQueueName setting from the Config.xlsx file. Exclude the three SetTransactionStatus activities from the SetTransactionStatus workflow & change the variable type.

Suggested Answer: C

Community vote distribution

C (79%)

D (21%)

 **Ingvarn** Highly Voted 2 years, 4 months ago

Selected Answer: C

Answer C. C. Exclude the Get Transaction Item activity from the project. Eliminate the three SetTransactionStatus activities from the SetTransactionStatus workflow & change the variable type.

upvoted 5 times

 **niknejm** Most Recent 8 months, 3 weeks ago

Selected Answer: D

Definitely D. You should not interfere with states in REFramework

upvoted 1 times

 **kudhal0508** 11 months, 1 week ago

Selected Answer: D

A: Removing the entire Get Transaction Data state is not required – you still need it to fetch your custom data source (e.g., from Excel or a file).

B: Similar issue – the state should not be eliminated, just modified to work with non-Orchestrator data.

C: Doesn't mention the OrchestratorQueueName setting – which will still trigger queue logic if left in the config.

upvoted 2 times

 **Ui_Bot001** 1 year, 9 months ago

Selected Answer: C

Answer is C.

upvoted 3 times

 **mhs_Mohammad** 2 years, 4 months ago

Selected Answer: C

Answer is C

upvoted 3 times


Which of the following describes the correct hierarchy of the elements in the Object Repository tree structure?

- A. Version, Application, Screen, UI Element.
- B. Application, Version, Screen, UI Element.
- C. Application, Screen, UI Element, Version.
- D. Screen, Application, Version, UI Element.

Suggested Answer: B

Community vote distribution

B (100%)

  **ananslord** Highly Voted 1 year, 11 months ago

True answer is B. The structure of UI libraries created with the Object Browser has the following hierarchy: Application > Version > Screen > UI Element.

<https://docs.uipath.com/studio/standalone/2023.4/user-guide/about-object-repository>

upvoted 6 times

  **milindkumar** Most Recent 1 year, 7 months ago

Selected Answer: B

True answer is B. The structure of UI libraries created with the Object Browser has the following hierarchy: Application > Version > Screen > UI Element.

<https://docs.uipath.com/studio/standalone/2023.4/user-guide/about-object-repository>



upvoted 3 times

  **ismaredia** 1 year, 9 months ago

Selected Answer: B

B is the right answer, just practically verified



upvoted 4 times

  **ASMA__** 1 year, 10 months ago

Selected Answer: B

answer is B

upvoted 4 times

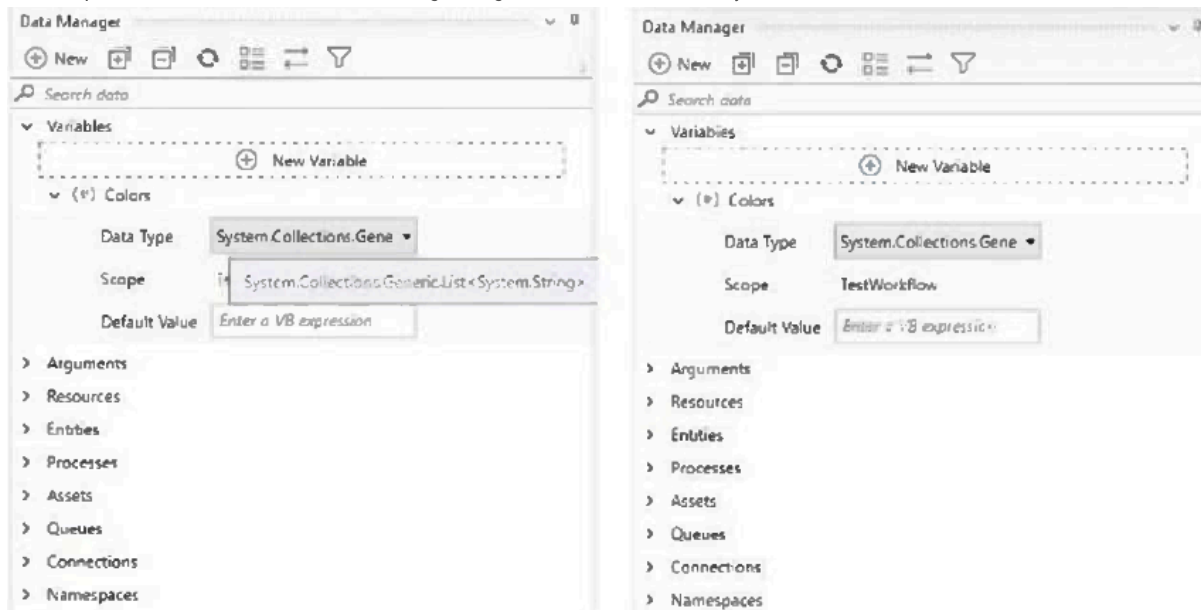
  **Ingvarn** 1 year, 10 months ago

Selected Answer: B

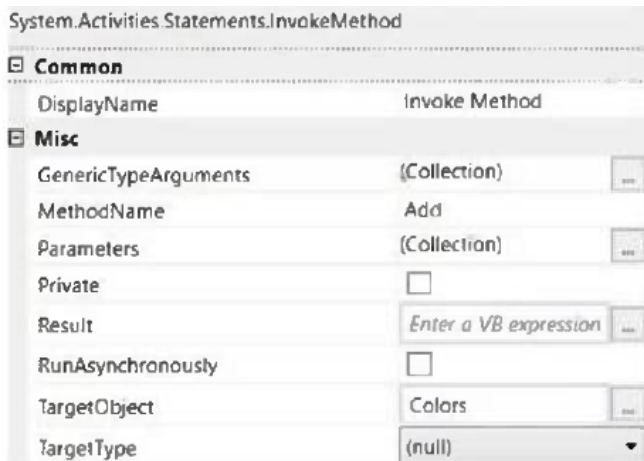
B. The structure of UI libraries created with the Object Browser has the following hierarchy: Application > Version > Screen > UI Element.

upvoted 4 times

A developer wants to add items to a list of strings using the Invoke Method activity. The list is declared as follows:



The Invoke Method activity has the following properties:



The Parameters property is as follows:



Based on the information shown in the exhibits what is the outcome of the Invoke Method activity?

- A. An exception will be thrown.
- B. Colors will contain an item with the value "Yellow".
- C. Colors will contain an item with an empty value.
- D. Colors will contain an item with the value "Colors: Yellow".

Suggested Answer: A

Community vote distribution

A (100%)

🗨️ 👤 **milindkumar** 1 year, 7 months ago

Selected Answer: A

The answer is A
upvoted 3 times

🗨️ 👤 **EricHsu** 1 year, 9 months ago

Selected Answer: A

The answer is A by the real test
upvoted 2 times

🗨️ 👤 **mhs_Mohammad** 1 year, 10 months ago

Selected Answer: A

Answer is A
upvoted 3 times

🗨️ 👤 **ASMA_** 1 year, 10 months ago

Selected Answer: A

Correct answer is A tested at studio
upvoted 3 times

🗨️ 👤 **Ingvarn** 1 year, 10 months ago

A. An exception will be thrown. - List has not been declared>Target object is null
upvoted 4 times

🗨️ 👤 **Ingvarn** 1 year, 10 months ago

Invoke Method: Value cannot be null. (Parameter 'TargetObject')
upvoted 3 times

What is the default polling interval set for an event trigger?

- A. 1 minute
- B. 5 minutes
- C. 10 minutes
- D. 15 minutes

Suggested Answer: B

Community vote distribution

B (100%)

🗳️ **Ingvarn** Highly Voted 1 year, 10 months ago

B. Polling interval

When you create a new connection and set up an event trigger on that connection, the polling interval is set by default to 5 minutes.

<https://docs.uipath.com/integration-service/automation-cloud/latest/user-guide/triggers>

upvoted 6 times

🗳️ **LarcAi_Training** Most Recent 1 year, 5 months ago

Selected Answer: B

Answer is B!

upvoted 2 times

🗳️ **mhs_Mohammad** 1 year, 10 months ago

Selected Answer: B

Answer is B

upvoted 4 times

🗳️ **ASMA_** 1 year, 10 months ago

Selected Answer: B

Answer is B

upvoted 4 times

When should the Show Elements button be used in the Computer Vision wizard?

- A. Highlighting all UI elements that have been identified by the Computer Vision analysis.
- B. Displaying a list of all available UI elements and their properties.
- C. Activating a real-time view of the target app's UI during automation.
- D. Filtering out specific UI elements from being processed by the Computer Vision engine.

Suggested Answer: A

Community vote distribution

A (100%)

 **Ingvorn** Highly Voted 1 year, 4 months ago

Selected Answer: A

Answer A.

The Show Elements (hotkey: s) button in the wizard highlights all UI elements that have been identified by the Computer Vision analysis, making it easier for you to choose what to interact with.

<https://docs.uipath.com/activities/other/latest/ui-automation/using-the-computer-vision-activities>

upvoted 9 times

In a UiPath State Machine workflow, which section of State activity is used to specify conditional/triggers logic and multiple outgoing transitions in a state machine?

- A. Entry
- B. Transitions
- C. Triggers
- D. Exit

Suggested Answer: B

Community vote distribution

B (100%)



 **Ingvarn** Highly Voted 1 year, 4 months ago

Selected Answer: B

B. Transitions

The Entry and Exit sections enable you to add entry and exit triggers for the selected state, while the Transition(s) section displays all the transitions linked to the selected state..

<https://docs.uipath.com/studio/standalone/2023.10/user-guide/state-machines>

upvoted 8 times

In a UiPath REFramework project, what is the primary purpose of using Custom Log Fields?

- A. To maintain contextual insights within log messages, including secure details like credentials.
- B. To add specific contextual information to log messages that are relevant to the automation process.
- C. To modify the representation of logged contextual data as it is displayed in the Orchestrator.
- D. To generate extra variables alongside log messages, enhancing workflow understanding.

Suggested Answer: B

Community vote distribution

B (100%)

 **Ingvorn** Highly Voted 1 year, 4 months ago

Selected Answer: B

B. To add specific contextual information to log messages that are relevant to the automation process.

[https://www.uipath.com/community-blog/tutorials/add-log-field-](https://www.uipath.com/community-blog/tutorials/add-log-field-advantages#:~:text=lf%20using%20the%20REFramework%2C%20place,in%20the%20Process%20Transaction%20state.)

[advantages#:~:text=lf%20using%20the%20REFramework%2C%20place,in%20the%20Process%20Transaction%20state.](https://www.uipath.com/community-blog/tutorials/add-log-field-advantages#:~:text=lf%20using%20the%20REFramework%2C%20place,in%20the%20Process%20Transaction%20state.)

upvoted 9 times

What method can be used to change the index of an existing column in a datatable?

- A. MoveAt
- B. SetOrdinal
- C. SetColumnIndex
- D. SetIndex

Suggested Answer: B

Community vote distribution

B (100%)



 **Ingvarn** Highly Voted 1 year, 4 months ago

Selected Answer: B

Answer B - SetOrdinal.

For example: `dt_Result.Columns("Department").SetOrdinal(0)`

upvoted 9 times

A developer is building a process that types data into input fields using the Hardware Events input method. Which property of the Type Into activity should be modified to reduce the pace at which the input string characters are typed into the fields?

- A. Delay before
- B. Delay between keys
- C. Delay after
- D. Alter disabled element

Suggested Answer: B

Community vote distribution

B (100%)

 **Ingvarn** Highly Voted 2 years, 4 months ago


Selected Answer: B

B. Delay between keys

Delay between keys - Delay (in seconds) between consecutive keystrokes. The default value is 0.02 seconds. The maximum value is 1 second.

<https://docs.uipath.com/activities/other/latest/ui-automation/n-type-into>

upvoted 6 times

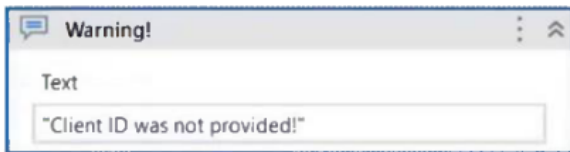
 **Ui_Bot001** Most Recent 1 year, 9 months ago

Selected Answer: B

Answer is B.

upvoted 1 times

While working in an RPA testing project, you encountered the following activity in one of the workflows included in the project.



What action can you perform in your mocked file to replace the functionality of the MessageBox with a LogMessage during mock testing?

- A. Synchronize mock.
- B. Create mock workflow.
- C. Surround activity with mock.
- D. Remove mock activity.

Suggested Answer: C

Community vote distribution

C (100%)

 **Ingvarn** Highly Voted 1 year, 4 months ago

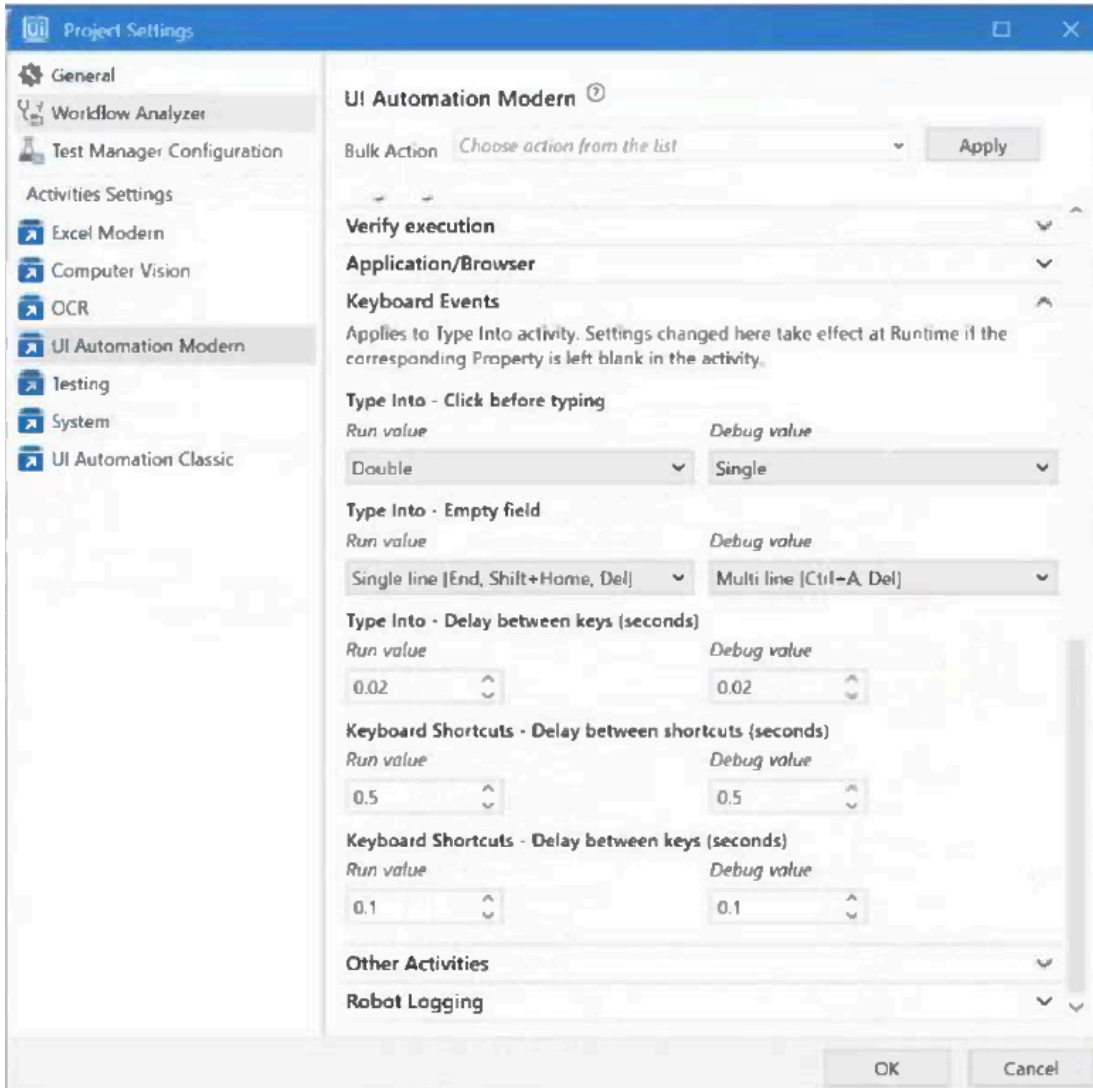
Selected Answer: C

C. Surround activity with mock.

<https://docs.uipath.com/studio/standalone/2023.4/user-guide/mock-testing>

upvoted 6 times

A developer is building an automation which types text into a text file. The Activity Project Settings for UI Automation Modern activities are set as follows:



The developer has configured the properties of a Type Into activity as follows:

Options - Hardware Events / Chromium API	
Activate	True <input type="checkbox"/> <input checked="" type="checkbox"/> ...
Click before typing	NClickMode.Single ...
Delay between keys	Delay (in seconds) between consecutive k ...
Empty field	NEmptyFieldMode.SingleLine ...

What is the behavior of the Type Into activity when executing the workflow?

- A. The activity will use only properties set in Activity Project Settings.
- B. The activity will remove Multi Line in Run mode and a Single Line in Debug mode.
- C. The activity will remove a Single Line in Run mode and in Debug mode.
- D. The activity will remove a Single Line in Run mode and Multi Line in Debug mode.

Suggested Answer: C

Community vote distribution



JamesP1995 Highly Voted 2 years, 2 months ago

Selected Answer: C

From Documentation 'The properties configured in Project Settings only take effect in the activities of the workflow if their properties have not been edited. Editing properties manually no longer applies the project settings to them.' Therefore answer should be C
upvoted 6 times

🗨️ 👤 **Ui_Bot001** Most Recent 1 year, 9 months ago

Selected Answer: C

Answer is C, since SingleLine is set in the activity property.

upvoted 2 times

🗨️ 👤 **AndresPC** 2 years, 2 months ago

C is the correct one

upvoted 1 times

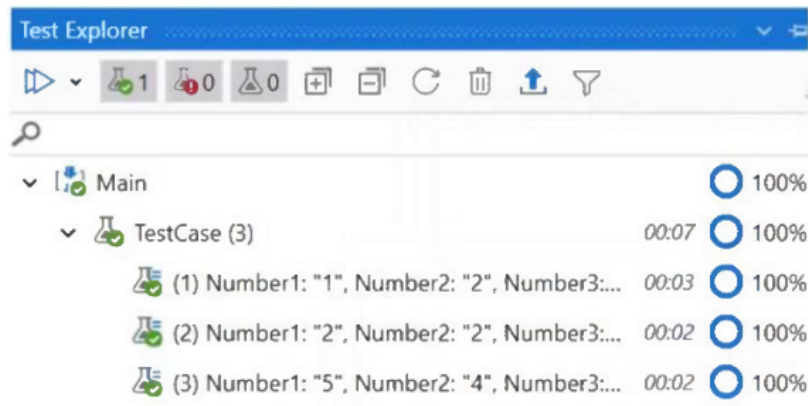
🗨️ 👤 **Ingvarn** 2 years, 4 months ago

Selected Answer: C

C. The activity will remove a Single Line in Run mode and in Debug mode.

upvoted 3 times

What do the percentages from the Test Explorer panel represent?



- A. Percent of test data run.
- B. Correctness of the code percent.
- C. Coverage percent.
- D. Passing percent.

Suggested Answer: C

Community vote distribution

C (100%)

Ingvarn Highly Voted 1 year, 10 months ago

Selected Answer: C

C. Coverage percent.
Checked in Studio.
upvoted 5 times

milindkumar Most Recent 1 year, 7 months ago

Selected Answer: C

C is the right one
upvoted 1 times

AndresPC 1 year, 8 months ago

C is the right one
upvoted 2 times

AndresPC 1 year, 8 months ago

D is the correct one:
Test Results
Overview
You can use the test results panel for a summary of passed and failed tests.

<https://docs.uipath.com/studio/standalone/2022.10/user-guide/test-results>

upvoted 1 times

Brandon00777 1 year, 8 months ago

The answer is C
<https://docs.uipath.com/studio/standalone/2023.4/user-guide/rpa-testing-activity-coverage>
upvoted 3 times

Hamossa 1 year, 9 months ago

D
100% from academy
upvoted 1 times

🗨️ 👤 **Fly100** 1 year, 9 months ago

Perhaps the academy needs an update. When hovering over this number in Studio 22.10, it displays the message 'coverage percent XX%.'
upvoted 4 times

🗨️ 👤 **mhs_Mohammad** 1 year, 10 months ago

Selected Answer: C

The Answer is C

Tested

upvoted 4 times

🗨️ 👤 **Hamossa** 1 year, 9 months ago

It's D 100% sure from studio and academy please revise

upvoted 1 times

To retrieve all Outlook emails with the word "UiPath" in the subject, which filtering property and filter schema should a developer use?

- A. Property: FilterByMessagelds -
Schema: "@SQL=""urn:schemas:httpmail:subject"" like 'UiPath%'"
- B. Property: Filter -
Schema: "@SQL=""urn:schemas:httpmail:subject"" like 'UiPath%'"
- C. Property: Filter -
Schema: "@SQL=""urn:schemas:httpmail:subject"" like '%UiPath%'"
- D. Property: FilterByMessagelds -
Schema: "@SQL=""urn:schemas:httpmail:subject"" like '%UiPath%'"

Suggested Answer: C

Community vote distribution

C (100%)

 **Ingvarn** Highly Voted 1 year, 4 months ago

Selected Answer: C

C. Property: Filter -

Schema: "@SQL=""urn:schemas:httpmail:subject"" like '%UiPath%'"

<https://docs.uipath.com/activities/other/latest/productivity/get-outlook-mail-messages#filtering-examples>

upvoted 7 times

Given the following list of arguments:

Name	Direction	Type	Value
in_numArray	In	Int32[]	{2,5,1,7,9,4,8}
out_numVar	Out	Int32	numVar

Create Argument

and the following code:

```

1 out_numVar = 0
2 Dim i As Integer
3 For i = 0 To in_numArray.Length-1
4     If in_numArray(i) > out_numVar Then
5         out_numVar = in_numArray(i)
6     End If
7 Next i

```

What is the value that will be displayed in the Output Panel at the end of the sequence below:

The workflow consists of two steps:

- Invoke Code:** Contains the following code:


```

out_numVar = 0
Dim i As Integer
For i = 0 To UBound(in_numArray)
    If in_numArray(i) > out_numVar Then
        out_numVar = in_numArray(i)
    End If

```
- Write Line:** The Text field contains `numVar.ToString`.

- A. 1
- B. 2
- C. 7
- D. 9


Suggested Answer: D

Community vote distribution

D (100%)

question here, did array index is incremented to get maximum value in edit code?



upvoted 1 times

  **Thor3** 2 years, 3 months ago

Selected Answer: D

Max number in array

upvoted 1 times

  **Ingvarn** 2 years, 4 months ago

Selected Answer: D

D. 9 = Max Number of array

upvoted 3 times

What is the use of job priorities in unattended automations within UiPath Orchestrator?

- A. To determine machine resource allocation among processes.
- B. To sort and organize tasks within a folder.
- C. To create job dependencies that must be completed before new job execution.
- D. To determine which processes should be executed first when dealing with multiple jobs.

Suggested Answer: D

Community vote distribution

D (100%)

 **Ingvorn** Highly Voted 1 year, 4 months ago

Selected Answer: D

D. To determine which processes should be executed first when dealing with multiple jobs.

You can control which job has precedence over other competing jobs through the Job Priority field either when deploying the process or when configuring a job/trigger for that process.

<https://docs.uipath.com/orchestrator/standalone/2023.4/user-guide/about-jobs#execution-priority>

upvoted 8 times

Which command in the UiPath installation folder configures the UiPath.RemoteDebugging.Agent utility on a Windows robot to accept remote debugging requests from Studio?

- A. UiPath.RemoteDebugging.Agent.exe start --port --password --verbose
- B. UiPath.RemoteDebugging.Agent.exe enable --port --password --verbose
- C. UiPath.RemoteDebugging.Agent.exe enable --port --username --password --verbose
- D. dotnet ./UiPath.RemoteDebugging.Agent.dll enable --port --password --verbose

Suggested Answer: B

Community vote distribution

B (100%)

 **Fly100** Highly Voted 1 year, 9 months ago

Selected Answer: B

<https://docs.uipath.com/studio/standalone/2022.10/user-guide/remote-debugging#configuring-the-robot-on-the-remote-machine>
upvoted 8 times

 **MyLittlePony123** Most Recent 1 day, 18 hours ago

Selected Answer: B

B,
verified from docs
upvoted 1 times

 **Hamossa** 1 year, 9 months ago

B
Verified from docs
upvoted 2 times

When installing UiPath Studio, which of the following actions require administrator privileges?

- A. Administrator privileges are not required for installing UiPath Studio.
- B. Administrator privileges are required for installing the robot in both service mode and user mode.
- C. Administrator privileges are required for installing the robot in user mode.
- D. Administrator privileges are required for installing the robot in service mode.

Suggested Answer: D

Community vote distribution

D (80%)

B (20%)

🗨️ 👤 **BenAndBen** 1 year, 9 months ago

Selected Answer: D

Answer is D.

upvoted 1 times

🗨️ 👤 **AndresPC** 2 years, 2 months ago

D is the correct one

upvoted 2 times

🗨️ 👤 **Fly100** 2 years, 3 months ago

There is a problem of this question.

Install for all users on this computer needs administrator privileges no matter usermode or service mode.

Quick/Custom->Install for me only does not need administrator privileges, and cannot choose service mode.

upvoted 1 times

🗨️ 👤 **EricHsu** 2 years, 3 months ago

Selected Answer: D

According to the document, the answer is D

<https://docs.uipath.com/studio/standalone/2022.10/user-guide/install-studio>

upvoted 3 times

🗨️ 👤 **ismaredia** 2 years, 3 months ago

Selected Answer: B

verified in the documentation

upvoted 1 times

Where in the REFramework template project is the "SetTransactionStatus.xml" invoked?

- A. In the Finally section of the Try Catch activity in the End Process state.
- B. In the Try section of the Try Catch activity in the End Process state.
- C. In the Try and Catches sections of the Try Catch activity in the Process Transaction state.
- D. In the Try section of the Try Catch activity in the Process Transaction state.

Suggested Answer: C

Community vote distribution

C (100%)

🗨️ 👤 **Ui_Bot001** 1 year, 9 months ago

Selected Answer: C

Answer is C. tested on it.

upvoted 1 times

🗨️ 👤 **Brandon00777** 2 years, 1 month ago

There's also a setTransactions Exception section for a system exception, which only strengthens the argument that the answer is C.

upvoted 1 times

🗨️ 👤 **Brandon00777** 2 years, 2 months ago

The answer is C.

In the Try Block of the Process Transaction State, there is an Invoke TransactionStatus(Success) workflow activity. In the business Rule Exception of the the catch, there is an invoke setTransactionStatus(BRE) workflow as well.

upvoted 2 times

🗨️ 👤 **JimmyFoxx** 2 years, 3 months ago

C

Try if success

Catch if Bussiness Exception or System Exception

upvoted 1 times


What is a pre-requisite for running functional test cases in REFramework?

- A. Invoke Process XAML file
- B. Invoke SetTransactionStatus XAML file
- C. Invoke Main XAML file
- D. Invoke InitAllSettings XAML file

Suggested Answer: D

Community vote distribution

D (100%)

 **JimWu** 1 year, 4 months ago

Selected Answer: D

D is correct

upvoted 3 times

The following table is stored in a variable called "dt".

	A	B	C
1	No.	Item	Quantity
2		1 apple	10
3		2 orange	20
4		3 mango	5
5		4 kiwi	80
6		5 pear	1

What will the value of the qty variable be after executing the Assign activity?

The screenshot shows an Assign activity in the workflow editor. The variable 'qty' is being assigned the value of 'dt.AsEnumerable.'. Below it, an Expression Editor dialog box is open, showing the following code:

```

Set value (String)
1 dt.AsEnumerable.
2 SkipWhile(Function(x) x("Item").ToString.Equals("mango"))(0)("Quantity").ToString
  
```

- A. 5
- B. 10
- C. 80
- D. null

Suggested Answer: B

Community vote distribution

B (64%) A (36%)

e92a31f 1 year, 2 months ago

Selected Answer: B

Did some testing in Studio. Skip While Function will skip the first result that satisfies the condition. This filters the results to 4 items leaving out the Mango row. Then we call the item from the results with the index 0 which is apple for the quantity value which is 10. Changing the index would call the other items in the filtered results

upvoted 1 times

e92a31f 1 year, 2 months ago

Note: Only skips first occurrence so if you were to add another Mango row to the end of the input file, the second occurrence would not be skipped and would still show in the results if you call that index

upvoted 1 times

Aplin 1 year, 7 months ago

Selected Answer: B

It gets all the rows that aren't mango -> We only get the first result: 10

upvoted 1 times

Ui_Bot001 1 year, 9 months ago

Selected Answer: B

Answer is B, tested it in studio.

dt.AsEnumerable.

SkipWhile(Function(x) x("Item").ToString.Equals("mango"))(0)("Quantity").ToString

upvoted 2 times

🗨️ **milindkumar** 2 years, 1 month ago

Selected Answer: B

correct answer is 10 tested on studio
upvoted 1 times

🗨️ **ASMA__** 2 years, 3 months ago

Selected Answer: B

correct answer is 10 tested on studio
upvoted 2 times

🗨️ **ASMA__** 2 years, 3 months ago

Selected Answer: A

correct answer is 10 tested on studio
upvoted 2 times

🗨️ **EricHsu** 2 years, 4 months ago

Selected Answer: A

The answer should be A. because the skipwhile function will keep all the rest value "if not" equal the sentence.
upvoted 2 times

🗨️ **EricHsu** 2 years, 4 months ago

The answer should be 10, it's B
upvoted 4 times

🗨️ **tenso** 1 year, 11 months ago

skipwhile will only skip items all the way to mango, but quantity index is still at 0 thus answer is 10. even if item = pear, the answer will still be 10
upvoted 1 times

What is the purpose of the Interval filter in the Orchestrator's Monitoring page?

- A. It enables you to sort the displayed data based on job priorities.
- B. It allows you to choose between background and foreground processes for the displayed data.
- C. It allows you to allocate licenses per machine for the displayed data.
- D. It allows you to control the granularity of the displayed data and check the health of your system in either the last day or the last hour.

Suggested Answer: D

Community vote distribution

D (100%)

🗉 👤 **Ui_Bot001** 1 year, 9 months ago

Selected Answer: D

Answer is D, checked it in orchestrator it has filters for day, month, etc.

upvoted 4 times

🗉 👤 **AndresPC** 2 years, 2 months ago

D is the correct one

upvoted 1 times

A developer implemented a process using the Robotic Enterprise Framework and an Orchestrator queue. The MaxRetryNumber from the "Config.xlsx" file is set to "1" and the Max # of retries from the Queue settings from Orchestrator is set to "2". At runtime, the first transaction item throws a Business Exception.

How many times will the transaction be retried?

- A. The transaction will not be retried.
- B. The transaction will be retried only one time.
- C. The transaction will be retried 2 times.
- D. The transaction will be retried multiple times, until it will be processed successfully.

Suggested Answer: A

Community vote distribution

A (100%)

 **GodPhlow** Highly Voted 1 year, 6 months ago


Selected Answer: A

There are no retries for transactions that throw business exception
upvoted 6 times

 **ginpachisama** Most Recent 1 year, 6 months ago


Selected Answer: A

When the transaction encounters a business exception, it won't be retried regardless of whether or not Orchestrator queues are used.
upvoted 1 times

 **milindkumar** 1 year, 7 months ago

Selected Answer: A

A is the correct one
upvoted 1 times

 **Brandon00777** 1 year, 7 months ago

I thought about it some more analyzed the template. C is indeed correct. If it doesn't meet the business requirements, it makes no sense for the entry to be retried, process will simply move on to the next transaction item if any.
upvoted 1 times

 **Brandon00777** 1 year, 8 months ago

A makes no sense, the Orchestrator Queue in this section has the number of retries set to 2. The config file has it set to one time. Orchestrator's retry takes dominance over the config file if they values are not the same. So if the transaction item throws a business exception, it will be retried twice and if it doesn't work either time, the set transaction status workflow will be invoked and make the queue item status: Failed.
upvoted 2 times

 **AndresPC** 1 year, 8 months ago

A is the correct one
upvoted 1 times

What role do Triggers play in the UiPath Integration Service?

- A. Provide a mechanism for subscribing to specific events from third-party applications, automatically starting processes in Orchestrator.
- B. Assist in the creation of automation projects by providing event-based activities.
- C. Manage connections between UiPath Studio and third-party applications.
- D. Provide a mechanism for starting processes on a scheduled basis from Orchestrator.

Suggested Answer: A

🗨️ 👤 **AndresPC** 2 years, 2 months ago

A is the correct one
upvoted 1 times

🗨️ 👤 **Brandon00777** 2 years, 2 months ago

The answer is A.

Evidence: <https://docs.uipath.com/integration-service/automation-cloud/latest/user-guide/introduction>

upvoted 3 times

🗨️ 👤 **Ui_Bot001** 1 year, 9 months ago

correct. The choice is written in the documentation.

upvoted 1 times

Which of the following options is correct about a State Machine layout?

- A. Can have only one initial state and multiple final states.
- B. Can have only one initial state and only one final state.
- C. Can have multiple initial states and multiple final states.
- D. Can have multiple initial states and only one final state.

Suggested Answer: A

Community vote distribution

A (100%)

 **R11D_RPA** 11 months ago

Selected Answer: A

can only have one initial state as it is to start the process and multiple final states based on transition conditions
upvoted 1 times

 **Brandon00777** 1 year, 8 months ago

The answer is A. The initial state is connected to the start node in the state machine layout. There is only one start node, so there can only be one initial state. There can be multiple final states because there can be multiple transitions and different scenarios based on conditions.

Evidence: <https://docs.uipath.com/studio/standalone/2023.10/user-guide/state-machines>

upvoted 4 times

A developer needs to create a repetitive process in the REFramework. Following the best practices, which action(s) should be performed to defend against potential robot crashes such as "out of memory"?

- A. Build a script that compares current CPU usage values to a threshold and clears data as needed.
- B. After every transaction, clear the transaction data, close the applications, and re-open the applications.
- C. Add a "Clear Collection" activity at the beginning of the Process.xaml workflow.
- D. All "Invoke Workflow File" activities from the Main.xaml file should be marked with the Isolated option.

Suggested Answer: D

Community vote distribution

D (100%)

🗨️ **sumanth1994** 1 year ago

Selected Answer: D

Isolated - Select True to run the invoked workflow in a separate Windows process. This helps with isolating a faulty workflow from the main workflow. False by default.

upvoted 1 times

🗨️ **BenAndBen** 1 year, 9 months ago

Selected Answer: D

Answer is D.

upvoted 1 times

🗨️ **milesvvv** 2 years ago

Answer =

D

[https://docs.uipath.com/activities/other/latest/workflow/invoke-workflow-](https://docs.uipath.com/activities/other/latest/workflow/invoke-workflow-file#:~:text=Options-,Isolated%20%2D%20If%20this%20check%20box%20is%20selected%2C%20the%20invoked%20workflow%20runs%20in%20a%20separate)

[file#:~:text=Options-,Isolated%20%2D%20If%20this%20check%20box%20is%20selected%2C%20the%20invoked%20workflow%20runs%20in%20a%20separate](https://docs.uipath.com/activities/other/latest/workflow/invoke-workflow-file#:~:text=Options-,Isolated%20%2D%20If%20this%20check%20box%20is%20selected%2C%20the%20invoked%20workflow%20runs%20in%20a%20separate)

[https://docs.uipath.com/activities/other/latest/workflow/invoke-workflow-](https://docs.uipath.com/activities/other/latest/workflow/invoke-workflow-file#:~:text=using%20a%20dictionary-,Isolated%20%2D%20If%20this%20check%20box%20is%20selected%2C%20the%20invoked%20workflow%20runs%20in%20WorkflowFileName%20%2D%20The%20file)

[file#:~:text=using%20a%20dictionary-,Isolated%20%2D%20If%20this%20check%20box%20is%20selected%2C%20the%20invoked%20workflow%20runs%20in%20WorkflowFileName%20%2D%20The%20file](https://docs.uipath.com/activities/other/latest/workflow/invoke-workflow-file#:~:text=using%20a%20dictionary-,Isolated%20%2D%20If%20this%20check%20box%20is%20selected%2C%20the%20invoked%20workflow%20runs%20in%20WorkflowFileName%20%2D%20The%20file)

[WorkflowFileName%20%2D%20The%20file](https://docs.uipath.com/activities/other/latest/workflow/invoke-workflow-file#:~:text=using%20a%20dictionary-,Isolated%20%2D%20If%20this%20check%20box%20is%20selected%2C%20the%20invoked%20workflow%20runs%20in%20WorkflowFileName%20%2D%20The%20file)

upvoted 2 times

🗨️ **Brandon00777** 2 years, 1 month ago

The answer is D.

Confirmed in this doc: <https://docs.uipath.com/activities/other/latest/workflow/invoke-workflow-file>

upvoted 1 times

Which of the following demonstrates the correct syntax for using the Vb.Net "If" Operator?

- A. If(condition1, valueIfTrue) ElseIf(valueIfFalse)
- B. valueIfTrue If condition1 Else valueIfFalse
- C. If condition1 Then valueIfTrue ElseIf valueIfFalse
- D. If(condition1, valueIfTrue, valueIfFalse)

Suggested Answer: D

Community vote distribution

D (100%)


 **airtonpereira** 1 year, 4 months ago

Selected Answer: D

In VB.Net, the If operator is a shorthand way of writing a conditional expression. It evaluates a condition and returns one of two values based on whether the condition is True or False. The syntax is as follows:

```
Dim result = If(condition, valueIfTrue, valueIfFalse)
```

upvoted 2 times

 **mcakumar** 1 year, 6 months ago

aNSWER c

upvoted 1 times

 **Morendi** 2 years, 1 month ago

The answer is D. Tested

upvoted 1 times

A developer creates a process that uses data from multiple sources and uploads it to an Orchestrator queue. The data originates from emails in different email inboxes and needs to be processed in the same order in which the email was received. To ensure the Queue Items are processed in the correct order, which property of the Add Queue Item activity should be used?

- A. Postpone
- B. Reference
- C. ItemInformation
- D. Deadline

Suggested Answer: B

Community vote distribution



🗨️ **niknejm** 8 months, 3 weeks ago

Selected Answer: D

Deadline I would say
upvoted 1 times

🗨️ **6df38f3** 12 months ago

Selected Answer: D

The real question asked is "To ensure the Queue Items are processed in the correct order, which property of the Add Queue Item activity should be used?" and the initial part of the question is just to mislead. So the answer should be "Deadline" since "Priority" option is not available.

upvoted 1 times

🗨️ **6df38f3** 12 months ago

Selected Answer: D

The question is "A developer creates a process that uses data from multiple sources and uploads it to an Orchestrator queue. The data originates from emails in different email inboxes and needs to be processed in the same order in which the email was received. To ensure the Queue Items are processed in the correct order, which property of the Add Queue Item activity should be used?" and has nothing to do with the initial statements. Since "Priority" is not available in the option, the next best option would be "Deadline"

upvoted 1 times

🗨️ **GHAYAS** 1 year, 3 months ago

Selected Answer: A

Using post pone
upvoted 4 times

🗨️ **kingkayy** 1 year, 6 months ago

Selected Answer: B

B is correct because in the Get Transaction item activity, it is possible to filter by reference.

upvoted 3 times

🗨️ **milindkumar** 1 year, 7 months ago

Selected Answer: B

B is correct
upvoted 2 times

A developer is working on an automation using the REFramework. Each transaction item represents a piece of client information. For each customer, the automated procedure must click the "Generate Shipment Details" button. This generates a table of shipment records for each customer.

What type of exception occurs when the data is not accessible, the created table displays only the header row, and processing for that client must be halted?

- A. BusinessException
- B. NullReferenceException
- C. ApplicationException
- D. SystemException

Suggested Answer: A

Community vote distribution

A (100%)



🗨️ **milesvvv** 1 year, 5 months ago

Selected Answer: A

since an integral part of the automation is missing causing the program to halt, then it's a business exception
upvoted 1 times

🗨️ **kingkayy** 1 year, 6 months ago

Selected Answer: A

A is distinct. Application exception = System exception so it can't be any of them.
upvoted 2 times

What are the three main components of UiPath Integration Service?

- A. Connectors, API Tokens, Triggers.
- B. Connectors, Connections, Orchestrator.
- C. Connectors, Connections, Triggers.
- D. Activities, Connections, Triggers.

Suggested Answer: C

🗨️ 👤 **AndresPC** 1 year, 8 months ago

C is the correct one
upvoted 2 times

🗨️ 👤 **Brandon00777** 1 year, 8 months ago

Correction, the answer is actually C
Source: <https://docs.uipath.com/integration-service/automation-cloud/latest/user-guide/introduction>
upvoted 3 times

🗨️ 👤 **Brandon00777** 1 year, 8 months ago

The answer is B
upvoted 1 times

DRAG DROP -

What are the steps to publish a project from UiPath Studio?

Instructions: Drag the Description found on the "Left" and drop on the correct Step Sequence found on the "Right".

Answer Area

Description

Fill in the necessary publishing details, such as the project name, version, and description.

In the Design ribbon tab, click on the "Publish" button.

Click on the "Publish" button to initiate the publishing process.

Choose the desired publishing option, such as Orchestrator, Local, or Custom NuGet feed.

Step Sequence

Suggested Answer:

Correct Sequence of steps

In the Design ribbon tab, click on the "Publish" button.

Choose the desired publishing option. such as Orchestrator, Local, or Custom NuGet feed.

Fill in the necessary publishing details. such as the project name, version, and description.

Click on the "Publish" button to initiate the publishing process.

BenAndBen 1 year, 9 months ago

Answer is 2,1,4,3

upvoted 2 times

Brandon00777 2 years, 2 months ago

2,1,4,3 is correct.

You need to click on the publish button in the design ribbon tab first. Filling in the fields with the version number, etc is the second thing. The 3rd thing is to select the place the package will be stored. Finally you hit the publish button to start the process.

upvoted 3 times

AndresPC 2 years, 2 months ago

2, 1, 4, 3

upvoted 4 times

ismaredia 2 years, 2 months ago

wrong answer, try your self and you will know

upvoted 2 times

A developer examines a workflow in which filenames are stored within a collection. The collection is initialized with a single filename. When adding a new filename to the collection, which collection variable type will cause an error?

- A. System.Collections.Generic.Dictionary
- B. System.Collections.Generic.List
- C. System.Array
- D. System.Data.DataTable

Suggested Answer: C

Community vote distribution

C (83%)

B (17%)

🗨️ **milesvvv** 1 year, 5 months ago

Selected Answer: C

Array has a fixed size after initialization
upvoted 3 times

🗨️ **milindkumar** 1 year, 7 months ago

Selected Answer: C

System.Array: An array is a fixed-size collection that can hold elements of the same data type. It's not ideal for scenario because you want to add new filenames dynamically.
upvoted 2 times

🗨️ **milindkumar** 1 year, 7 months ago

Selected Answer: B

B seems to be the more accurate answer
upvoted 1 times

🗨️ **Brandon00777** 1 year, 8 months ago

B seems to be the more accurate answer. Once an array is initialized, it is fixed, meaning it cannot grow in size. A list is a data collection that works similar to an array, HOWEVER, a list can add new items and constantly grow in size.
upvoted 1 times

🗨️ **kingkayy** 1 year, 6 months ago

Based on your explanation then C is the correct answer because the question is asking which will cause an error. An array will, because it is fixed.
upvoted 5 times

What is the default URL of the OCR server that runs the Computer Vision service?

- A. <https://server.uipath.com/>
- B. <https://computervision.uipath.com/>
- C. <https://cvserver.uipath.com/>
- D. <https://cv.uipath.com/>

Suggested Answer: *D*

  **MyLittlePony123** 1 day, 17 hours ago

Selected Answer: D

D, verified from docs
upvoted 1 times

  **Brandon00777** 1 year, 8 months ago

The answer is D.
<https://docs.uipath.com/activities/other/latest/ui-automation/cv-scope#>
upvoted 2 times

In the context of a linear process, implemented with REFramework, how many times will the process enter the Get Transaction Data state?

- A. 1 time.
- B. 2 times.
- C. The process will not enter the Get Transaction Data state because a linear process is not transactional.
- D. Until there are no more queue items left unprocessed in Orchestrator.

Suggested Answer: B

Community vote distribution

B (75%)

A (25%)

 **Brandon00777** Highly Voted 1 year, 8 months ago

B makes the most sense given the context of ReFramework and Linear processes. The Get Transaction Item state is ALWAYS going to execute at least once. There are 3 conditions or triggers associated with each state: Success, SystemException and BusinessException.

In the best case-scenario, it will be successful and return back to the get transaction item state, because it is a linear process, the state will transition to the final state to end the process. Since with linear process, only one set of data can be worked on at a time.

upvoted 8 times

 **JimmyFoxx** Highly Voted 1 year, 9 months ago

B

it needs enter second times and get Nothing to End Process

upvoted 7 times


 **c92d03d** Most Recent 5 months, 1 week ago

Selected Answer: A

There is no queue and no transaction loop.

The Get Transaction Data state is still entered once, but it immediately returns Nothing, causing the process to go to the End Process state.

upvoted 1 times

 **milindkumar** 1 year, 7 months ago

Selected Answer: B

B is the correct on

upvoted 3 times

 **AndresPC** 1 year, 8 months ago

B is the correct one

upvoted 3 times

A project built using REFramework pulls phone numbers from a database of employees and creates queue items for each one. Following processing, these elements must be added to a financing application. The queue item holding a phone number becomes invalid if a digit is accidentally left out because of a human mistake. As a requirement, queue items that contain partial numbers should not be accepted. What type of error should be thrown according to best practices?

- A. Business Exception
- B. Application Exception
- C. Fatal Exception
- D. System Exception

Suggested Answer: A

Community vote distribution

A (100%)

🗨️ 👤 **kingkayy** 1 year, 6 months ago

Selected Answer: A

Business exception.

upvoted 4 times

🗨️ 👤 **Brandon00777** 1 year, 8 months ago

B is correct. Business Exceptions contain applicable data however, that data does not meet business requirements and a customized exception is thrown.

upvoted 1 times

🗨️ 👤 **6eebb19** 1 year, 6 months ago

Can someone confirm this? Thanks!

upvoted 1 times

🗨️ 👤 **kingkayy** 1 year, 6 months ago

It is a business exception. It involves a human error in this case. It has nothing to do with system or application. System exception becomes an application exception in orchestrator. Both options have been made available in this case.

upvoted 2 times

What is the correct method to check how many resources are utilized in a personal workspace in UiPath Orchestrator?

- A. Navigate to Tenant > Folders, click the Personal Workspaces tab, and then click Manage Resources for the desired workspace.
- B. Navigate to Tenant > Folders, click the All Workspaces tab, and then click Check Resources for the desired workspace.
- C. Navigate to Tenant > Users, click the Personal Workspaces tab, and then click Resources for the desired workspace.
- D. Navigate to Tenant > Folders, click the Personal Workspaces tab, and then click See Usage for the desired workspace.

Suggested Answer: D

Community vote distribution

D (100%)

 **ASMA__** Highly Voted 1 year, 9 months ago

Selected Answer: D

I Think correct answer is D

according to the Documentation

<https://docs.uipath.com/orchestrator/automation-cloud/latest/user-guide/managing-personal-workspaces>

upvoted 5 times

 **milindkumar** Most Recent 1 year, 7 months ago

Selected Answer: D

Per the documentation, it is D

upvoted 2 times

Starting with UiPath Studio version 2022.10, what happens to dependencies that lack Windows compatibility when they are converted in a project?

- A. They are removed from the project.
- B. They are automatically resolved.
- C. They are replaced with compatible alternatives.
- D. They are marked as unresolved.

Suggested Answer: D

Community vote distribution

D (75%)

C (25%)

🗨️ **LarcAi_Training** 1 year, 5 months ago

Selected Answer: D

IMPORTANT: Dependencies for which no versions with the Windows compatibility are found are marked as unresolved and the version used in the Windows - Legacy project is displayed in the Project panel after the conversion. Most activity packages developed by UiPath and available on the Official feed support the Windows compatibility. For a complete list, see the Activities Guides.

upvoted 1 times

🗨️ **milesvvv** 1 year, 5 months ago

Selected Answer: D

1. <https://skillrpa.com/index.php/2023/12/29/navigating-dependency-compatibility-in-uipath-studio-2022-10/#:~:text=With%20the%20release%20of%20UiPath%20Studio%20version%202022.10%2C%20a%20significant%20change%20was%20implemented%20to%2>

10/#:~:text=With%20the%20release%20of%20UiPath%20Studio%20version%202022.10%2C%20a%20significant%20change%20was%20implemented%20to%2

2. <https://docs.uipath.com/studio/standalone/2022.10/user-guide/about-the-windows-legacy-compatibility#:~:text=Dependencies%20for%20which%20no%20versions%20with%20the%20Windows%20compatibility%20are%20found%20are%20marked%2>

compatibility#:~:text=Dependencies%20for%20which%20no%20versions%20with%20the%20Windows%20compatibility%20are%20found%20are%20marked%2

upvoted 1 times

🗨️ **kingkayy** 1 year, 6 months ago

Selected Answer: D

From doc link in discussion,

Dependencies for which no versions with the Windows compatibility are found are marked as unresolved and the version used in the Windows - Legacy project is displayed in the Project panel after the conversion

upvoted 1 times

🗨️ **1zep** 1 year, 7 months ago

D. They are marked as unresolved.

upvoted 2 times

🗨️ **LeePac** 1 year, 7 months ago

Selected Answer: C

Answer is C

upvoted 1 times

🗨️ **LeePac** 1 year, 7 months ago

Docs: <https://docs.uipath.com/studio/standalone/2023.4/user-guide/about-the-windows-legacy-compatibility>

When you convert a project to Windows:

Project dependencies are managed based on the following rules:

- If the same version of the package exists in the configured package sources, the version used in the Windows - Legacy project is not changed.
- If the same version of the package does not exist, the version used in the Windows - Legacy project is changed to the highest patch of the nearest version.

All the activities and properties are preserved in the converted project.

upvoted 1 times

DRAG DROP -

How should the computation of the signature be done for client apps that receive Orchestrator requests and need to check their authenticity?

Instructions: Drag the Description found on the left and drop on the correct Step Sequence found on the right.

Answer Area


Description

- Retrieve the X-UiPath-Signature HTTP header.
- To obtain the raw signature bytes, decode the value of the header from Base64.
- Compare the computed signature to the value from X-UiPath-Signature HTTP header:
- Compute the hash using SHA256 and the signing key (UTF-8 encoded).

Step Sequence

Suggested Answer:

Correct Sequence of steps	
	Retrieve the X-UiPath-Signature HTTP header
	To obtain the raw signature bytes, decode the value of the header from Base64
	Compute the hash using SHA256 and the signing key (UTF-8 encoded)
	Compare the computed signature to the value from X-UiPath-Signature HTTP header:

 **BenAndBen** 1 year, 9 months ago

The answer is correct.

<https://docs.uipath.com/orchestrator/standalone/2022.10/user-guide/about-webhooks>

upvoted 1 times


What is the recommended approach for handling tabular data when building a REFramework transactional project in UiPath?

- A. Utilize a DataTable variable to store and process the tabular data.
- B. Save the tabular data in multiple CSV files for easier manipulation.
- C. Use separate variables to store each column of the tabular data.
- D. Implement custom activities to handle the tabular data.

Suggested Answer: A

Community vote distribution

A (100%)

 **BenAndBen** 1 year, 9 months ago

Selected Answer: A

Answer is A.

upvoted 2 times

What is the purpose of credential stores in UiPath Orchestrator?

- A. To store non-sensitive data and configuration settings for UiPath Studio projects.
- B. To store Orchestrator event logs and related data for auditing purposes.
- C. To securely store sensitive data such as Robot credentials and Credential Assets for use in automation processes.
- D. To serve as a centralized location for storing pre-built automation workflows and processes.

Suggested Answer: C

Community vote distribution

C (100%)

🗨️ 👤 **MyLittlePony123** 1 day, 17 hours ago

Selected Answer: C

C is the correct one

upvoted 1 times

🗨️ 👤 **BenAndBen** 1 year, 9 months ago

Selected Answer: C

Answer is C.

<https://docs.uipath.com/orchestrator/standalone/2023.4/user-guide/about-credential-stores>

upvoted 3 times

When a developer runs a process using the REFramework, with the process utilizing Orchestrator queues and a queue already created with the Name provided and the Auto Retry function disabled, which states will be executed without errors?

- A. Initialization -> Get Transaction Data -> Process Transaction -> End Process
- B. Initialization -> Get Transaction Data -> End Process
- C. Initialization -> Process Transaction -> End Process
- D. Initialization -> End Process

Suggested Answer: A

Community vote distribution

A (100%)

 **rochester** 11 months ago

Selected Answer: A

A is correct

upvoted 2 times

What is the output type returned when using a Get Test Data Queue Item activity?

- A. QueueItem
- B. Object
- C. Dictionary

Suggested Answer: C

Community vote distribution

C (100%)

🗨️ **milindkumar** 1 year, 7 months ago

Selected Answer: C

C. The output data type is a dictionary
upvoted 2 times

🗨️ **Brandon00777** 1 year, 8 months ago

C. The output data type is a dictionary
verified in UiPath studio
upvoted 1 times

🗨️ **ismaredia** 1 year, 8 months ago

Windows - Legacy | Windows | Cross-platform

Windows - legacy configuration

Designer panel

QueueName - The queue where the queue item fetched from. The name is not case sensitive. For example, if you have defined your test data queue as TestDataQueue in Orchestrator, it matches testdataqueue.

Output - The next test data item from the queue. This field supports Dictionary (String, Object) objects only. Charset: Unicode.

upvoted 2 times

🗨️ **JimmyFoxy** 1 year, 9 months ago

Selected Answer: C

C

test in studio


upvoted 3 times

Following UiPath best practices, which project structure is best-suited for complex processes in UiPath Studio?

- A. Sequence
- B. Flowchart
- C. Global Exception Handler
- D. State Machine

Suggested Answer: D

Community vote distribution



peaches_2024 1 year, 3 months ago

Selected Answer: D

According to UiPath best practices, the most suitable project structure for complex processes is a State Machine Workflow.
upvoted 3 times

yulin09 1 year, 8 months ago

Selected Answer: D

Use State Machines for Complex Workflows: State Machines are ideal for managing complex workflows with multiple states, decision points, and conditional transitions. Utilize them when you need to handle intricate business processes that involve various steps and stages.
upvoted 3 times

BenAndBen 1 year, 9 months ago

Selected Answer: D

D is correct.
upvoted 1 times

JaneRobot 2 years, 1 month ago

i think it is D
upvoted 1 times

milindkumar 2 years, 1 month ago

Selected Answer: B

B is the correct one:
upvoted 1 times

AndresPC 2 years, 2 months ago

B is the correct one:

The most important aspect of flowcharts is that, unlike sequences, they present multiple branching logical operators. These enable you to create complex business processes and connect activities in multiple ways.

Flowcharts tend to be used for workflows which contain multiple decision points.

upvoted 3 times

ismaredia 2 years, 3 months ago

Selected Answer: B

FlowChart is used for Complex Business process with multiple branching of Logical Operators
upvoted 2 times

Considering that the attached table is stored in a variable called "dt":

	A	B	C
1	No.	Item	Quantity
2		1 apple	10
3		2 orange	20
4		3 mango	5
5		4 kiwi	80
6		5 pear	1
7		6 apple	5
8		7 apple	12
9		8 mango	15

Which LINQ query can be used to return the maximum total Quantity?

- A. `dt.AsEnumerable().Max(Function(x) Convert.ToInt32(x("Quantity").ToString))`
- B. `dt.AsEnumerable().Max(Function(x) Convert.ToInt32(x("Quantity").ToString))("Item")`
- C. `dt.AsEnumerable().GroupBy(Function(x) x("Item").ToString).Max(Function(x) x.Sum(Function(y) Convert.ToInt32(y("Quantity").ToString)))`
- D. `dt.AsEnumerable().OrderByDescending(Function(x) Convert.ToInt32(x("Quantity").ToString)).First.Item("Quantity")`

Suggested Answer: C

Community vote distribution

C (62%)

A (38%)

kingkay Highly Voted 2 years ago

Selected Answer: C

The question is quite tricky.

We are going to get 80 for both option A and C but here is why C is right.

The question is asking for the maximum of the total quantities.

In this case, option A just gives as the maximum individual quantity in the quantity column which is Kiwi giving 80.

In the case of option C, which answers the question, it groups each of the quantity of items (apple, orange, mango, kiwi, pear).

It goes ahead to sum them (apple - 10+5+12=27, orange=20, mango=5+15=20, kiwi=80, pear=1).

It finds the maximum of the sums (27, 20, 20, 80, 1). In this case, 80 is the maximum of the total quantities.

upvoted 5 times

BenAndBen 1 year, 9 months ago

but the question is only ask for the maximum total quantity and it does not indicate to group and sum per item.

upvoted 1 times

Kartik_K Most Recent 1 year, 6 months ago

C is the correct answer.

This groups the table by the "Item" column, sums the "Quantity" for each group (item), and then finds the maximum sum. This is correct.

A is incorrect because this returns the maximum individual "Quantity" value from the table, not the total per item.

upvoted 1 times

BenAndBen 1 year, 9 months ago

Selected Answer: A

Answer is A.

upvoted 1 times

milindkumar 2 years, 1 month ago

Selected Answer: A

Both options A and C are giving 80 as output. I tested in studio.



upvoted 1 times

milindkumar 2 years, 1 month ago

Selected Answer: A

A is correct as tested in studio.

upvoted 1 times

  **Chodayya** 2 years, 1 month ago

Both options A and C are giving 80 as output. I tested in studio.

upvoted 2 times

  **Brandon00777** 2 years, 1 month ago

Correction: C seems to be correct, since the groupby function literally groups interrelated data and the sum function is self-explanatory.

upvoted 1 times

  **Brandon00777** 2 years, 2 months ago

The answer is A. I tested it in studio, it returned the value of 80. Which is the largest value in the "Quantity" column

upvoted 1 times

What is the purpose of the Invoke Code activity in UiPath?

- A. Invokes VB.NET or C# code, optionally passing it a list of input arguments.
- B. Invokes VB.NET or Java code, optionally passing it a list of input arguments.
- C. Invokes VB.NET code, optionally passing it a list of input arguments.
- D. Invokes Java code, optionally passing it a list of input arguments.

Suggested Answer: A

  **AndresPC** 1 year, 8 months ago

A is the correct answer

upvoted 3 times

Which of the following is an outcome of converting a personal workspace into a folder in UiPath Orchestrator?

- A. The owner of the initial workspace and the admin user are added by default to the newly created folder and assigned the Personal Workspace Administrator role.
- B. The owner of the initial workspace is added by default to the newly created folder and assigned the Folder Administrator role.
- C. The owner of the initial workspace loses access to the newly created folder and the existing admin users are added by default.
- D. The admin user is added by default to the newly created folder with the User Administrator role.

Suggested Answer: A

Community vote distribution

A (100%)

ASMA_ Highly Voted 1 year, 9 months ago

Selected Answer: A

The owner of the initial workspace and the admin user are added by default to the newly created folder and assigned the Personal Workspace Administrator role.

see the doc

<https://docs.uipath.com/orchestrator/standalone/2022.10/user-guide/managing-personal-workspaces>

upvoted 5 times

milindkumar Most Recent 1 year, 7 months ago

Selected Answer: A

see the doc

<https://docs.uipath.com/orchestrator/standalone/2022.10/user-guide/managing-personal-workspaces>

upvoted 2 times

ismaredia 1 year, 9 months ago

Selected Answer: A

Correct ans is A, Verified from Uipath documentation

upvoted 3 times

In the Robotic Enterprise (RE) Framework, at which point should a developer log a clear message with the Logging Level set to "Information," adhering to the best practices for automating a production-level process?

- A. Whenever an exception is caught in a Catch block.
- B. Whenever data is fetched from external sources.
- C. Whenever an argument or value is used.
- D. Whenever the robot encounters an error on a Queue Item.

Suggested Answer: *B* -

  **PRASAD180** 1 year, 6 months ago

B is cort one

upvoted 3 times

  **AndresPC** 1 year, 8 months ago

B is the right one

upvoted 3 times

  **AndresPC** 1 year, 8 months ago

C is the correct answer

upvoted 1 times

A developer has defined a variable named "CurrentDate" of type DateTime. Which of the following expressions can be used to show what hour was 12 hours prior to the date from the variable?

- A. DateTime.SubtractHours(CurrentDate, 12).Hour
- B. CurrentDate.AddHours(-12).Hour
- C. CurrentDate SubtractHours(12).Hour
- D. DateTime.AddHours(CurrentDate, -12).Hour

Suggested Answer: B

Community vote distribution

B (100%)

🗨️ 👤 **Chodayya** 1 year, 7 months ago

Selected Answer: B

B is the correct answer

upvoted 1 times

🗨️ 👤 **AndresPC** 1 year, 8 months ago

B is the correct answer

upvoted 1 times

A developer needs to use the REFramework to automate a business process that involves processing transactions within an Excel table. Each transaction in the table should follow the same steps for processing and queues cannot be used as there is no Orchestrator in the environment.

Which variable type is best suited for TransactionItem in this scenario?

- A. System.Data DataTable
- B. UiPath.Core.QueueItem
- C. System.Data.DataRow
- D. System.Data.DataRow[]

Suggested Answer: *C*

 **AndresPC** 1 year, 8 months ago

C is the correct answer

upvoted 2 times

Which Scraped method should be used for the Get Text activity to capture hidden text from an application?

- A. Native
- B. Text attribute
- C. Default
- D. Full text

Suggested Answer: D

Community vote distribution

A horizontal bar chart showing the community vote distribution. The bar is blue and represents 100% of the votes for option D. The text 'D (100%)' is displayed at the end of the bar.

Option	Percentage
D	100%

Chodayya 1 year, 7 months ago

Selected Answer: D

As OCR and Native cannot be used for extracting hidden text. Full Text is the correct answer
upvoted 3 times

Which of the following best describes the Alerts panel?

- A. A panel that displays summaries of the alerts you subscribed to, received as error reports every ten minutes, or as daily reports.
- B. A panel that displays alerts as they occur.
- C. A panel that displays a more comprehensive list of all alerts.
- D. A panel that displays the most severe five alerts, accessible from the Alerts bell.

Suggested Answer: D

Community vote distribution

D (83%)

B (17%)

 **EricHsu** Highly Voted 1 year, 9 months ago

Selected Answer: D

The answer is D

the Alerts panel - accessible from the Alerts bell, displays the most severe five alerts
upvoted 5 times

 **6b3c5d0** Most Recent 10 months ago

Selected Answer: D

La documentación lo indica.
upvoted 1 times

 **MotherOfHarryPotter** 1 year, 4 months ago

Selected Answer: D

D is correct.

Open the link and ctrl+F "alert bell" and you will see.

<https://docs.uipath.com/orchestrator/standalone/2023.10/user-guide/alerts>
upvoted 1 times

 **milindkumar** 1 year, 7 months ago


Selected Answer: D

<https://docs.uipath.com/orchestrator/standalone/2023.10/user-guide/alerts>
upvoted 3 times

 **Chodayya** 1 year, 7 months ago

Selected Answer: B

<https://docs.uipath.com/orchestrator/standalone/2023.10/user-guide/alerts>
upvoted 2 times

 **AndresPC** 1 year, 8 months ago

D is the correct answer
upvoted 2 times

 **ismaredia** 1 year, 8 months ago

answer is D

the Alerts panel - accessible from the Alerts bell, displays the most severe five alerts
upvoted 2 times

Once "Library A" has been imported as a dependency in the current project, how can the UI Object Repository defined in "Library A" be accessed?

- A. The Object Repository cannot be passed between a Process and a Library.
- B. The Object Repository is only available in a Library.
- C. The Object Repository needs to be exported as a UI Library and imported in the Process for it to become available.
- D. The Object Repository will automatically be available in the Process.

Suggested Answer: *D*

  **BenAndBen** 1 year, 8 months ago

The UI Object Repository is a feature that allows you to store and reuse UI elements across different automation projects. A UI Library is a type of project that contains UI elements and workflows that can be used as dependencies in other projects². When you import a UI Library as a dependency in your current project, the UI Object Repository defined in the UI Library will automatically be available in your current project. You can access the UI elements from the Object Repository panel in Studio and use them in your activities.

upvoted 1 times

What happens when the area selection feature in the UiPath Computer Vision wizard is used?

- A. A duplicated UI can be selected, and the copy is modified in the automation process.
- B. A portion of the application UI can be selected, which is helpful when dealing with multiple fields bearing the same label.
- C. The selected area is automatically resized to fit all UI elements within it.
- D. The selected area is treated as a single UI element, with no further analysis of its contents.

Suggested Answer: B

Community vote distribution

B (100%)

 **LarcAi_Training** 1 year, 5 months ago

Selected Answer: B

The answer is B

NOTE: Area selection can also be used to indicate only a portion of the UI of the application you want to automate. This is especially useful in situations where there are multiple text fields that have the same label and cannot be properly identified.

<https://docs.uipath.com/activities/other/latest/ui-automation/computer-vision-activities>

upvoted 2 times

How does UiPath Integration Service benefit automation developers?

- A. By standardizing authorization and authentication, managing API connections, and enabling faster integration into SaaS platforms.
- B. By substituting the requirement for API automation with UI automation capabilities, delivering a more manageable and user-friendly approach, allowing users to streamline their processes efficiently and effectively facilitating a more rapid integration process.
- C. By offering a comprehensive, unified platform dedicated solely to UI automation, enabling seamless integration with third-party applications.
- D. By enabling developers to create custom UI elements for applications without using APIs.

Suggested Answer: A

  **airtonpereira** 1 year, 4 months ago

A UiPath® Integration Service is the component of the UiPath Platform that enables easy automation by providing access to third-party applications by standardizing authorization and authentication, helping you manage API connections and also allowing faster integration into SaaS platforms.

From docs

upvoted 2 times

  **AndresPC** 1 year, 8 months ago

A

<https://docs.uipath.com/integration-service/automation-cloud/latest/user-guide/introduction>

upvoted 4 times

What are the components that define a state within a State Machine in UiPath Studio?

- A. Input Arguments, Output Arguments, and Variables.
- B. Sequence, Flowchart, and Transactional Business Process.
- C. Entry, Exit, and Transition Actions with Trigger Conditions.
- D. Activities, Connectors, and Annotations.

Suggested Answer: *C*

Currently there are no comments in this discussion, be the first to comment!

A developer has created a string array variable as shown below:

```
UserNames = {"Jane", "Jack", "Jill", "John"}
```

Which expression should the developer use in a Log Message activity to print the elements of the array separated by the string ","?

- A. `String.Join(",", UserNames)`
- B. `String.Concat(UserNames, ",")`
- C. `String.Concat(",", UserNames)`
- D. `String.Join(UserNames, ",")`

Suggested Answer: A

Community vote distribution

A (100%)



 **Karthiiii28** 1 year, 4 months ago

Selected Answer: A

Proper format for join and for collections and lists we need to use join method to print elements

upvoted 1 times

 **LarcAi_Training** 1 year, 11 months ago

Selected Answer: A

The answer is A, Tried and tested in Studio.

upvoted 1 times

Which activity can be used to transition a Background Process to Foreground?

- A. Use Foreground
- B. Activate
- C. Maximize Window
- D. Set Focus

Suggested Answer: A

Community vote distribution

A (100%)

  **EricHsu** Highly Voted 1 year, 9 months ago

Selected Answer: A

Must Be A

UiPath.Core.Activities.UseForegroundScope

Moves the current background process into the foreground, executing all the activities it contains. After the execution is complete, the process is moved back into the background.

upvoted 5 times

  **LarcAi_Training** Most Recent 1 year, 5 months ago

Selected Answer: A

The answer is A.

As per the docs, A Background Process can be transitioned to Foreground with the help of Use Foreground Activity.

Docs: <https://docs.uipath.com/robot/standalone/2022.10/user-guide/background-process-automation>

upvoted 1 times

  **kingkayy** 1 year, 6 months ago

Selected Answer: A

A is right. Activate enables a UI element.

upvoted 2 times

When configuring the Max # of retries for the queue in Orchestrator to "1" for your process, and the queue has 5 transaction items. At runtime, the first transaction item throws a Business Rule Exception.

How does the process proceed?


- A. Transaction is retried only one time
- B. Transaction is not retried but remaining transactions continue processing
- C. Transaction is not retried and the process stops.
- D. Transaction is retried multiple times until processed successfully.

Suggested Answer: B

Community vote distribution

B (100%)



 **BenAndBen** 1 year, 9 months ago

Selected Answer: B

Answer is B.

upvoted 2 times

At indication time, the Strict Selector has the following functionalities available:

- A. Open in UiExplorer, Copy to clipboard, Show all matches.
- B. Accuracy, Open in UiExplorer, Copy to clipboard, Show all matches.
- C. Ignore text, Copy to clipboard, Show all matches.
- D. Refresh, Open in UiExplorer, Copy to clipboard.

Suggested Answer: A

Community vote distribution

A (100%)


 **kingkayy** 1 year, 6 months ago

Selected Answer: A

<https://docs.uipath.com/activities/other/latest/ui-automation/advanced-descriptor-configuration#strict-selector>

The image shows UI explorer, Copy to clipboard and show all matches.

upvoted 3 times

 **JaneRobot** 1 year, 7 months ago

a , TEST IN STUDIO

upvoted 1 times

 **AndresPC** 1 year, 8 months ago

D is the correct one

upvoted 1 times

When automating the process of entering values into a web form, requiring each field to be brought to the foreground, which property on the Type into activity should be adjusted to achieve this?

- A. Input Element
- B. Selector
- C. Activate
- D. Delay before

Suggested Answer: C

Community vote distribution



 **LarcAi_Training** 1 year, 5 months ago

Selected Answer: C

The answer is C.

As per the docs, Activate - When this check box is selected, the specified UI element is brought to the foreground and activated before the text is written.

Docs: <https://docs.uipath.com/activities/other/latest/ui-automation/type-into>
upvoted 3 times

What is the role of connections in the UiPath Integration Service?

- A. Connections establish tasks and exchanges based on a connector's compatibility with the external application.
- B. Connections establish tasks and exchanges between users and external applications using the server-side triggers.
- C. Connections establish tasks and exchanges between users and external applications using the authentication process of the UI automation provider.
- D. Connections establish tasks and exchanges between users and external applications using the authentication process of the API provider.

Suggested Answer: D

Community vote distribution

D (100%)

🗨️ 👤 **LarcAi_Training** 1 year, 5 months ago

Selected Answer: D

The answer is D.

As per the docs, Connections help in establishing tasks between single users and external applications. The connections are created once users authenticate with an API Provider.

Docs: <https://docs.uipath.com/integration-service/automation-cloud/latest/user-guide/connections>

upvoted 2 times

🗨️ 👤 **AndresPC** 1 year, 8 months ago

D is the correct one

upvoted 2 times

What status needs to be selected in the Set Transaction Status activity in UiPath Studio so that the respective Queue Item will be retried?

- A. Retried
- B. Abandoned
- C. Postponed
- D. Failed

Suggested Answer: D

Community vote distribution

D (100%)



 **BenAndBen** 1 year, 9 months ago

Selected Answer: D

Answer is D - Failed. Only Successful and Failed can be set in Set Transaction Status Activity.

upvoted 3 times

A developer intends to enter text into an input field using a combination of a string and a hotkey. The input action should take place within a hidden or minimized window.

Which input method(s) can be used individually for the Type Into activity?

- A. Windows Messages only.
- B. Same as App/Browser and Simulate.
- C. Simulate and Window Messages.
- D. Simulate only.

Suggested Answer: A

Community vote distribution

A (100%)



🗨️ **BenAndBen** 1 year, 9 months ago

Selected Answer: A

A. It supports hotkeys and background process
upvoted 3 times

🗨️ **milindkumar** 2 years, 1 month ago

Selected Answer: A

A is the correct one
upvoted 3 times

🗨️ **AndresPC** 2 years, 2 months ago

A is the correct one
upvoted 1 times

🗨️ **ismaredia** 2 years, 2 months ago

Correct Answer is A, only Window message support hotkeys with minimize window
upvoted 1 times

🗨️ **R1turaj** 2 years, 3 months ago

Hot Keys are not supported with Simulate, Window message is only eligible with Hot Keys and minimized window.
upvoted 2 times

Which activity should a developer use to add custom information to logs related to transactions for tracing purposes?


- A. Add Log Fields
- B. Update Logs
- C. Add Custom Log
- D. Build Log

Suggested Answer: A

Community vote distribution

A (100%)



 **BenAndBen** 1 year, 9 months ago

Selected Answer: A

Answer is A.

upvoted 2 times

What advantages do pre-built connectors in UiPath Integration Service offer?

- A. Reducing the need for UI and API automation, allowing developers to work exclusively with connectors.
- B. Providing a fully customizable catalog of connectors for developing proprietary applications.
- C. Replacing all types of authorization and authentication protocols with a single, standardized method.
- D. Simplified integration with popular applications, faster deployment, and integration across all UiPath Platform product solutions.

Suggested Answer: *D*

Currently there are no comments in this discussion, be the first to comment!

Which expression correctly converts the string variable "DateString" with the value "03/03/2023 16:23:11" into a Date Time variable?

- A. `DateTime.ParseExact(DateString, "mm/dd/yyyy HH:mm:ss", CultureInfo.InvariantCulture)`
- B. `DateTime.ParseExact(DateString, "dd/MM/yyyy HH:mm:ss", CultureInfo.InvariantCulture)`
- C. `DateTime.ParseExact(DateString, "dd/MM/yyyy hh:mm:ss", CultureInfo.InvariantCulture)`
- D. `DateTime.ParseExact(DateString, "MM/dd/yyyy hh:mm:ss", CultureInfo.InvariantCulture)`

Suggested Answer: B

Community vote distribution

B (100%)

 **sumanth1994** 1 year ago

Selected Answer: B

In C#, uppercase MM is used for months while lowercase mm is used for minutes.

upvoted 1 times

 **BenAndBen** 1 year, 9 months ago

Selected Answer: B

Answer is B.

upvoted 2 times

 **BenAndBen** 1 year, 9 months ago

Selected Answer: B

Answer is B.

upvoted 2 times

What distinguishes the Settings sheet from the Assets sheet in the "Config.xlsx" file?

- A. Settings sheet contains Credential Assets stored in Orchestrator. Assets sheet contains hard-coded values.
- B. Settings sheet contains only values used for the initialization of applications. Assets sheet contains only Credential Assets stored in Orchestrator
- C. Settings sheet contains hard-coded values. Assets sheet contains all names of Orchestrator Assets except those of type Credential
- D. Settings sheet contains hard-coded values. Assets sheet contains all names of Orchestrator Assets including those of type Credential

Suggested Answer: C

Community vote distribution

C (67%)

D (33%)

🗨️ **19b3ff8** 1 year, 3 months ago

Selected Answer: C

The Assets sheet has a Asset of text type by the GetAsset activity. Credentials cannot be obtained with this activity, so specify the asset name in the Settings sheet and obtain it separately with GetCredentials.

upvoted 1 times

🗨️ **MotherOfHarryPotter** 1 year, 3 months ago

Selected Answer: C

Credentials should be added in the "Settings Sheet"

upvoted 1 times

🗨️ **LarcAi_Training** 1 year, 7 months ago

Selected Answer: D

There are four types of assets:

Text - stores only strings (it is not required to add quotation marks)

Bool - supports true or false values

Integer - stores only whole numbers

Credential - contains usernames and passwords that the Robot requires to execute particular processes.

<https://docs.uipath.com/orchestrator/standalone/2023.4/user-guide/about-assets>

upvoted 1 times

🗨️ **ramziothmane** 1 year, 5 months ago

C is the correct answer because you need to put credential asset in settings sheet

upvoted 4 times

A developer defines new log fields using the Add Log Fields activity. When will the custom log fields stop being added to the robot execution logs?

- A. When an Exception is caught and handled.
- B. When a Remove Log Fields activity is used to remove them.
- C. When a Log Message activity is executed with Log Level = Warm or higher.
- D. When the first Log Message activity is executed.

Suggested Answer: B

Community vote distribution

B (100%)



 **BenAndBen** 1 year, 9 months ago

Selected Answer: B

Answer is B.

upvoted 3 times

In a UiPath project that uses State Machines, under what circumstances should the Final State activity be used in the project?

- A. When initiating the first state of a state machine.
- B. When marking the successful completion or termination of a state machine's execution.
- C. When an intermediary state has multiple possible transitions.
- D. When a particular state contains complex conditional logic.

Suggested Answer: *B*

Currently there are no comments in this discussion, be the first to comment!


The Extract PDF Page Range activity is used to extract a specific set of pages from a PDF file. Which of the following statements correctly describes this activity?

- A. OutputFileName argument is optional.
- B. Password-protected PDF files cannot be processed with this activity,
- C. PageCount argument outputs the number of extracted pages.
- D. Range argument accepts complex range values or "All".

Suggested Answer: D

Community vote distribution



 **Aplin** 1 year, 6 months ago

Selected Answer: D

D

upvoted 2 times

What actions must be manually selected in the App/Web Recorder before recording a step?

- A. Select or clear a check box.
Send keyboard shortcuts using your keyboard.
Select an item from a drop-down.
- B. Copy text using the Get Text activity.
Hover over an element using the Hover activity.
Highlight an element using the Highlight activity.
- C. Copy text using the Get Text activity.
Hover over an element using the Hover activity.
Click on buttons, links, and other clickable elements such as icons or images.
Type text in a text area such as a text box.
Select or clear a check box.
- D. Click on buttons, links, and other clickable elements such as icons or images.
Type text in a text area such as a text box
Select or clear a check box.
Send keyboard shortcuts using your keyboard.
Select an item from a drop-down.

Suggested Answer: B

Community vote distribution

B (100%)

🗨️ 👤 **BenAndBen** 1 year, 9 months ago

Selected Answer: B

Answer is B.

upvoted 1 times

🗨️ 👤 **kingkayy** 2 years ago

Selected Answer: B

<https://docs.uipath.com/activities/other/latest/ui-automation/app-web-recorder>

upvoted 3 times

🗨️ 👤 **milindkumar** 2 years, 1 month ago

Selected Answer: B

B is the correct one

upvoted 1 times

🗨️ 👤 **AndresPC** 2 years, 2 months ago

B is the correct one

upvoted 1 times

Which of the following credentials stores have built in support in Orchestrator?

- A. CyberArk CCP, Cisco, Google Credentials, CyberArk, Azure Key Vault.
- B. CyberArk CCP, Azure Key Vault, Google Credentials, Amazon Security Services.
- C. Azure Key Vault, CyberArk CCP, HashCorp Vault, Thycotic Secret Server, BeyondTrust, CyberArk.
- D. Cisco, Amazon Security Services, Google Credentials, Microsoft SCS, IBM Vault.

Suggested Answer: C

Community vote distribution

C (100%)

🗨️ **paruA** 3 months, 4 weeks ago

Selected Answer: C

Orchestrator supports the use of multiple credential stores at tenant level, and provides built-in support for Azure Key Vault, CyberArk CCP, HashiCorp Vault, Thycotic Secret Server, BeyondTrust, AWS Secrets Manager, and CyberArk.

upvoted 1 times

🗨️ **Aplin** 1 year, 6 months ago

Orchestrator admite el uso de varios almacenes de credenciales en el tenant, y proporciona compatibilidad integrada para Azure Key Vault, CyberArk CCP, HashiCorp Vault, Thycotic Secret Server, BeyondTrust, AWS Secrets Manager y CyberArk.

upvoted 1 times

🗨️ **kingkayy** 2 years ago

Selected Answer: C

<https://docs.uipath.com/orchestrator/standalone/2023.10/user-guide/about-credential-stores>

upvoted 3 times

Which of the following statements accurately describes the primary components of a State Machine in a workflow?

- A. A State Machine is composed of States, Triggers, and Loops.
- B. A State Machine comprises three main components: Sequences, Flowcharts, and Input/Output Arguments.
- C. A State Machine is made up of States, Transitions, Entry Actions, and Exit Actions.
- D. A State Machine consists of four primary components: States, Triggers, Transitions, and Actions.

Suggested Answer: C

Community vote distribution

D (100%)



 **BenAndBen** 1 year, 9 months ago

Selected Answer: D


D is correct.

upvoted 1 times

 **PRASAD180** 2 years ago

D is correct

upvoted 2 times

 **IvyQueenBee** 2 years, 1 month ago

Answer is: D

upvoted 1 times

What is a pre-requisite for running InitAllApplications TestCase?


- A. Invoke InitAllSettings XAML file in Given.
- B. Invoke KillAllProcesses XAML file in Given.
- C. Invoke SetTransactionStatus XAML file in Given.
- D. Invoke CloseAllApplications XAML file in Given.

Suggested Answer: A

Community vote distribution

A (100%)



 **BenAndBen** 1 year, 9 months ago

Selected Answer: A

Answer is A because the others will run after the initAllApplications
upvoted 3 times

DRAG DROP

The provided exhibit displays the representation of the "Deadline" field using the yyyy-mm-dd format.

Queue Item Name	Deadline	Priority
EmployeeID1		Normal
EmployeeID2	2050-01-01	High
EmployeeID3	2050-01-02	High
EmployeeID4	2050-01-01	Normal
EmployeeID5	2050-01-02	Low
EmployeeID6		High
EmployeeID7	2050-01-01	Low
EmployeeID8	2050-01-01	Normal
EmployeeID9		Low

In what order should the Queue Items be processed by a single robot executing a Performer workflow?

Queue Item

EmployeeID1	EmployeeID2	EmployeeID3
EmployeeID4	EmployeeID5	EmployeeID6
EmployeeID7	EmployeeID8	EmployeeID9

Order to be Processed

1st

2nd

3rd

4th

5th

6th

7th

8th

9th

Suggested Answer:

Queue Item	Order to be Processed
EmployeeID1	4 th EmployeeID1
EmployeeID2	1 st EmployeeID2
EmployeeID3	3 rd EmployeeID3
EmployeeID4	5 th EmployeeID4
EmployeeID5	9 th EmployeeID5
EmployeeID6	2 nd EmployeeID6
EmployeeID7	7 th EmployeeID7
EmployeeID8	6 th EmployeeID8
EmployeeID9	8 th EmployeeID9

JimmyFoxx Highly Voted 2 years, 3 months ago

234875619

upvoted 17 times

🗨️ 👤 **kingkayy** 2 years ago

Totally agree.

upvoted 2 times

🗨️ 👤 **Sanjib40** Highly Voted 👍 1 year, 7 months ago

2,4,8,7,3,5,6,1,9

upvoted 7 times

🗨️ 👤 **eb4af48** Most Recent 🕒 10 months, 3 weeks ago

n UiPath, the default processing order for Queue Items is by Priority (High > Normal > Low), followed by FIFO (first-in, first-out). This question is ambiguous; it doesn't specify whether the developer intended to use the Deadline column or not. Since the question doesn't mention any additional logic, I will assume Deadline is just another field with no impact on the execution order by default.

Another issue is that the question doesn't specify whether the table shown reflects the actual insertion order in Orchestrator (by default, the oldest items appear at the bottom). Without this crucial information, any answer is essentially an assumption. Overall, the question is poorly constructed and confusing, introducing unnecessary ambiguity.

upvoted 3 times

🗨️ 👤 **milesvvv** 1 year, 12 months ago

D2 D4 D8 D7 D3 D5 D6 D1 D9

upvoted 4 times

What is the functionality of the Include Subfolders filter in the Monitoring pages when a modern folder is selected?

- A. It allows you to select whether the contents of the selected folder's subfolders are displayed.
- B. It enables you to sort the displayed data based on job priorities.
- C. It allows you to allocate licenses per machine for the displayed data.
- D. It allows you to choose between background and foreground processes for the displayed data.

Suggested Answer: A

Community vote distribution

A (100%)

 **Kartik_K** 1 year, 6 months ago

The Correct Order will be:

EmployeeID2 (High, 2050-01-01)
EmployeeID3 (High, 2050-01-02)
EmployeeID4 (Normal, 2050-01-01)
EmployeeID8 (Normal, 2050-01-01)
EmployeeID7 (Low, 2050-01-01)
EmployeeID5 (Low, 2050-01-02)
EmployeeID6 (High, No Deadline)
EmployeeID1 (Normal, No Deadline)
EmployeeID9 (Low, No Deadline)

1. Items that have a Deadline, as follows:
 - a. in order of Priority; and
 - b. according to the set Deadline for items with the same Priority.
2. Items with no Deadline, in order of Priority, and
 - a. according to the rule First In, First Out for items with the same Priority.

upvoted 1 times

 **kingkayy** 2 years ago

Selected Answer: A

<https://docs.uipath.com/orchestrator/automation-cloud/latest/user-guide/about-monitoring>

The Include Subfolders filter is displayed on all monitoring pages when a folder is selected, and it allows you to select whether the contents of the selected folder's subfolders are displayed.

upvoted 4 times

Which LINQ method is used to filter data in a List or DataTable based on a condition?

- A. GroupBy
- B. Where
- C. OrderBy
- D. Select

Suggested Answer: *B*

Currently there are no comments in this discussion, be the first to comment!

What is the main function of the UiPath Remote Runtime component?

- A. It facilitates the communication between a remote application or desktop and the dedicated UiPath extension, allowing selectors to be natively generated in UiExplorer.
- B. It enables the use of OCR and image recognition activities on remote applications or desktops, without any extensions, allowing selectors to be natively generated in UiExplorer.
- C. It introduces support for headless browser automation, so browser automation doesn't necessarily have to rely on visual elements on screen, such as window frames.
- D. It allows automatons to run on the user machine, in a different Windows session.

Suggested Answer: A

Currently there are no comments in this discussion, be the first to comment!

What is a prerequisite for performing Remote Debugging using a Remote Machine Connection?

- A. Studio, the remote robot, and Orchestrator are running version 2021.10 or later.
- B. The same user must be signed in Studio and the remote robot.
- C. Studio and the remote robot must be connected to the same Orchestrator tenant.
- D. TCP/IP connectivity exists between the Studio machine and the remote machine.

Suggested Answer: D

Community vote distribution

D (100%)

 **MotherOfHarryPotter** 1 year, 4 months ago

Selected Answer: D

Prerequisites

1. TCP/IP connectivity exists between the Studio machine and the remote machine.
2. The remote Robot is the same version as Studio.
3. The compatible .NET framework is installed on your remote machine.

upvoted 2 times

A developer has created a variable of type List of Strings named "UserList" and initialized it with an empty list: "UserList = new List(Of String)".

What is printed in the log message after the following Invoke Code is executed?

Name	Direction	Type	Value
Users_List	In	List<String>	Users_List

Invoke Code

```
Users_List.Add("User1")
Users_List.Add("User2")
```

Log Message

Log Level: Info

Message: Users List.Count

- A. 0
- B. 2
- C. Object reference not set to an instance exception is thrown
- D. System Argument Exception is thrown

Suggested Answer: C

Community vote distribution

C (100%)

BenAndBen 1 year, 9 months ago

Selected Answer: C

C. if the variable in the log message is a typo (not contain space)
upvoted 2 times

kingkayy 2 years ago

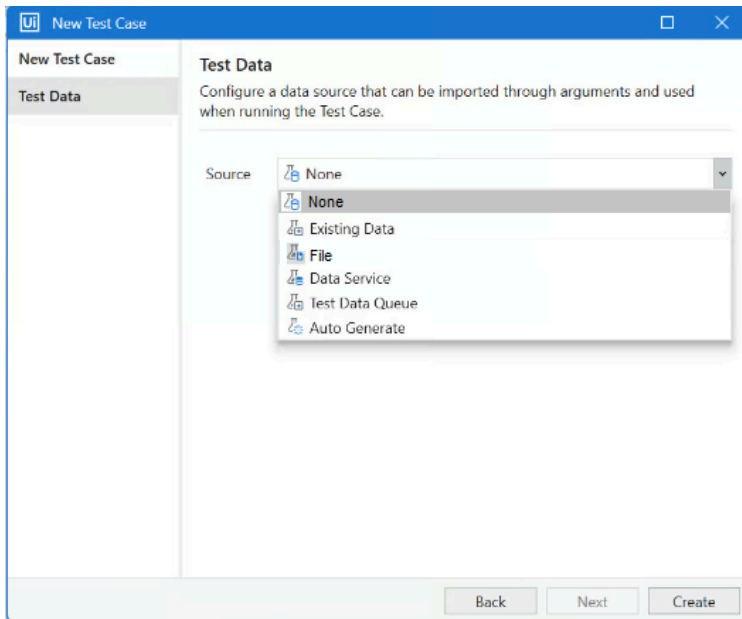
Selected Answer: C

Incorrect variable names.
upvoted 2 times

AndresPC 2 years, 2 months ago

C the variable initialized was UserList, not User_List
upvoted 3 times

When creating a new test case, which option restricts dynamic data update in UiPath Orchestrator once the test case is published?



- A. Data Service
- B. Data Service with Filter
- C. File
- D. Test Data Queue

Suggested Answer: C

Currently there are no comments in this discussion, be the first to comment!


What is the purpose of the Capture All Elements feature in Object Repository?

- A. To capture all elements of an application from multiple screens simultaneously using the Computer Vision technology.
- B. To capture ail the available elements of an application using the Computer Vision technology
- C. To capture the selected elements of an application using the Computer Vision technology.
- D. To capture the selected elements of an application from multiple screens simultaneously using the Computer Vision technology.

Suggested Answer: B

Community vote distribution

B (100%)

 **kingkayy** 1 year, 6 months ago

Selected Answer: B

<https://docs.uipath.com/studio/standalone/2023.10/user-guide/creating-an-object-repository>

upvoted 4 times

Considering a process developed using REFramework, if the status of a transaction was set to "Failed" with the ErrorType specified as "Business", the process will transition to which state?

- A. Initialization
- B. End Process
- C. Get Transaction Data
- D. Process Transaction

Suggested Answer: C

Currently there are no comments in this discussion, be the first to comment!

In an RPA Testing project, you created the mock "MySequencemock" for the file "MySequence". You have the update "MySequence" and add a Log Message activity and a Verify Expression activity.

What will happen to "MySequencemock" file when you save the project, assuming that the file is closed?

- A. Only the Verify Expression activity will be added to the mock file.
- B. The changes made in "MySequence" workflow file are applied to the mock file.
- C. Only the Log Message activity will be added to the mock file.
- D. The changes made in "MySequence" workflow file are not applied to the mock file.

Suggested Answer: D

Community vote distribution

B (100%)

🗨️ 👤 **AndresPC** Highly Voted 👍 2 years, 2 months ago

B is the correct one. <https://docs.uipath.com/studio/standalone/2022.10/user-guide/mock-testing>: Changes made in the source workflow file are applied to the mock file when you Save your project. Alternatively, you can manually sync your mock files. For more information, see Mock Testing Actions.

upvoted 8 times

🗨️ 👤 **xts_pro** Most Recent 🕒 1 month ago

Selected Answer: B

Answer is B

upvoted 1 times

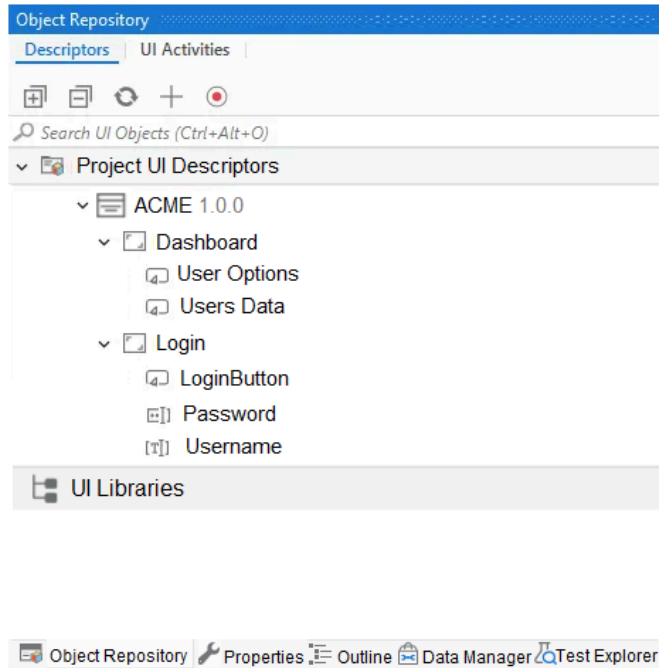
🗨️ 👤 **BenAndBen** 1 year, 9 months ago

Selected Answer: B

Answer is B.

upvoted 2 times

Which of the following options is correct regarding the below Object Repository tree structure?



A. One Application -

Two Screens -
Five UI Elements

B. One Screen -

Two Applications -
Five UI Elements

C. One Application -

Two UI Elements -
Five Screens

D. One Library -

One Application -

Two Screens -
Five UI Elements

Suggested Answer: A

Community vote distribution

A (100%)

milindkumar 1 year, 7 months ago

Selected Answer: A

The UI Library does not have any descriptors visible in the Object Repository panel, under UI Libraries
upvoted 2 times

milindkumar 1 year, 7 months ago

Selected Answer: A

The UI Library does not have any descriptors visible in the Object Repository panel, under UI Libraries
upvoted 1 times

🗨️ 👤 **AndresPC** 1 year, 8 months ago

D is the correct one

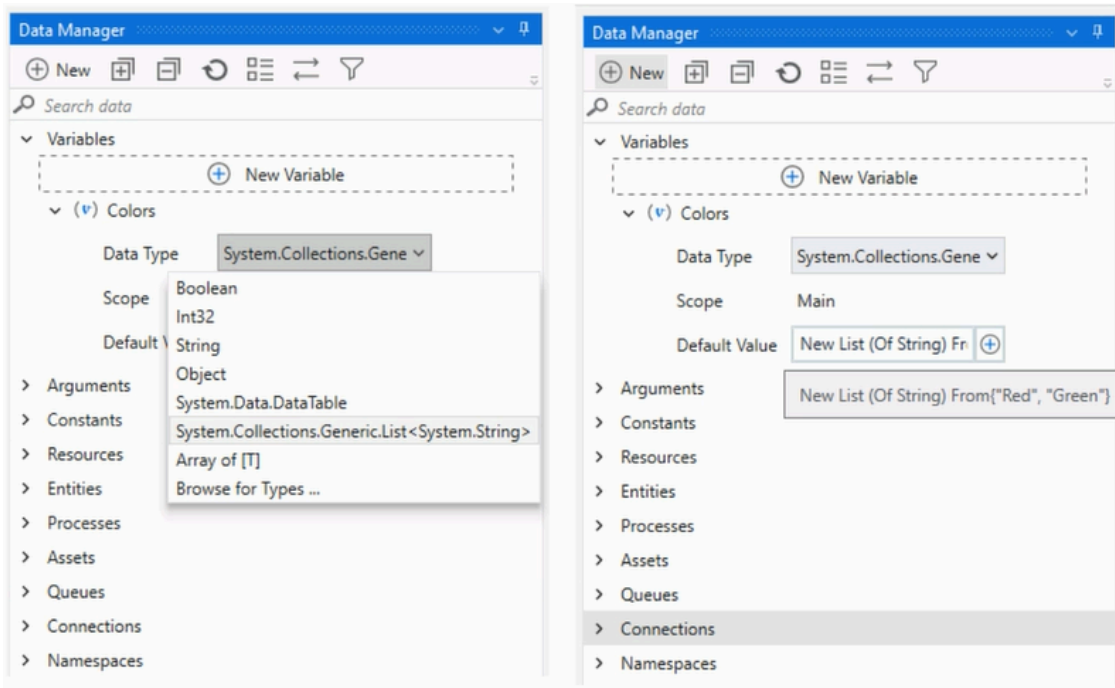
upvoted 1 times

🗨️ 👤 **milindkumar** 1 year, 7 months ago

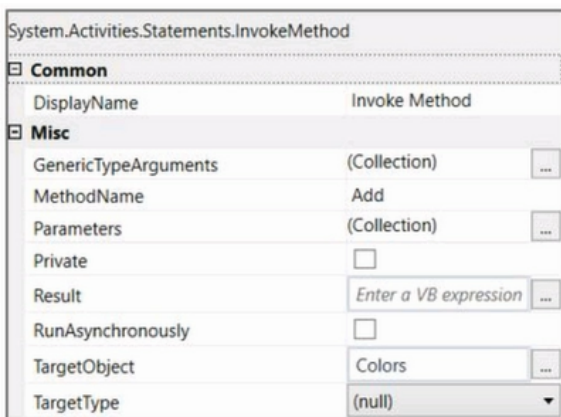
I feel the correct answer is A as the UI Library does not have any descriptors visible in the Object Repository panel, under UI Libraries.

upvoted 2 times

A developer wants to add items to a list of strings using the Invoke Method activity. The list is declared as follows:



The Invoke Method activity has the following properties:



The Parameters property is as follows:



Based on the information shown in the exhibits what is the outcome of the Invoke Method activity?


- A. Invoke Method activity will throw an error.
- B. Colors will contain items in the following order: "Red", "Green", "Yellow".
- C. Colors will contain items in the following order: "Yellow", "Red", "Green".

D. Colors will contain items in the following order: "Red", "Green"

Suggested Answer: B

Community vote distribution

B (100%)

  **milindkumar** 1 year, 7 months ago

Selected Answer: B

B is the correct one
upvoted 3 times

  **AndresPC** 1 year, 8 months ago

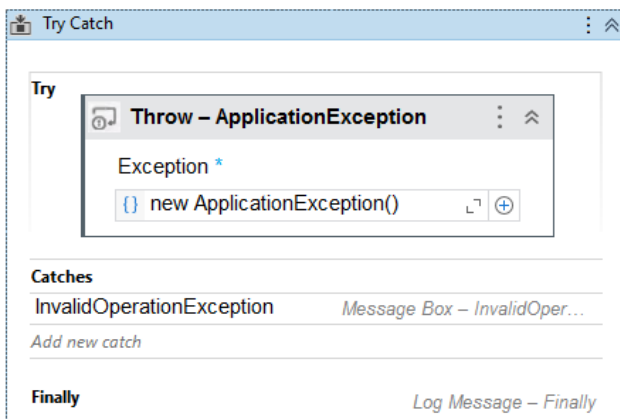
B is the correct one
upvoted 1 times

  **JimmyFoxx** 1 year, 9 months ago

Selected Answer: B

B
can't not find any error
upvoted 2 times

When encountering an ApplicationException, what occurs if the developer chooses InvalidOperationException as the exception handler within the Catches section of the Try Catch activity?



- A. A runtime error occurs and the Finally block is not executed.
- B. The Finally block is executed and the Catches section catches the exception.
- C. No exception is thrown and the Finally block executes.
- D. No exceptions are happening and the workflow continues to execute.

Suggested Answer: A

Community vote distribution

A (86%)

B (14%)

6eebb19 1 year, 6 months ago

Selected Answer: B

Finally - The activity or set of activities to be performed after the Try and Catches blocks are executed. This section is executed only when no exceptions are thrown or when an error occurs and is caught in the Catches section
upvoted 1 times

6eebb19 1 year, 6 months ago

Nvm is A. This is an exception, not an error
upvoted 1 times

milindkumar 1 year, 7 months ago

Selected Answer: A

A is the correct one
upvoted 2 times

AndresPC 1 year, 8 months ago

A is the correct one
upvoted 2 times

JimmyFoxx 1 year, 9 months ago

Selected Answer: A

A
Test on studio
upvoted 4 times

EricHsu 1 year, 5 months ago

Me Too, Test from studio
upvoted 1 times

In the context of the REFramework, if the OrchestratorQueueName key is present in both the Settings and Assets sheets, but an asset with the corresponding name is not present in Orchestrator, what will be the behavior at run time?

- A. The flow will use the value from the Settings sheets since the asset is missing.
- B. The "OrchestratorQueueName" key is not added to the config dictionary and the flow will throw in Get Transaction Data workflow.
- C. The flow will throw an exception in initAllSettings workflow.
- D. An empty string will be saved for the "OrchestratorQueueName" key in the config dictionary.

Suggested Answer: C

Community vote distribution

C (100%)

🗨️ **Kartik_K** 1 year, 6 months ago

C is the correct Answer

Tested in Studio.

Get Orchestrator asset: Could not find the asset 'Test Queue'. Error code: 1002; Asset name: Test Queue

upvoted 2 times

🗨️ **BenAndBen** 1 year, 9 months ago

Selected Answer: C

Answer is C.

upvoted 2 times

🗨️ **milindkumar** 2 years, 1 month ago

Selected Answer: C

C is the correct one

upvoted 2 times

🗨️ **AndresPC** 2 years, 2 months ago

C is the correct one

upvoted 2 times

🗨️ **R1turaj** 2 years, 3 months ago

An exception will be thrown

Get Orchestrator asset: Could not find the asset 'OrchestratorQueueName'. Error code: 1002; Asset name: OrchestratorQueueName

upvoted 2 times

Review the following graphics:

The screenshot displays the Try Catch tool interface, which is used for testing and logging application actions. The main window is titled "Try" and contains a "Do" section with the following steps:

- Use Application: Untitled - Notepad**: This step is configured with the application path `"C:\Windows\System32\notepad.exe"` and application arguments `Text must be quoted`. The checkbox for "Match exact title: Untitled - Notepad" is unchecked.
- Type Into 'editable text'**: This step is configured to type the text `"Typing into Notepad"` into a field. The "Type this" section is set to "Standard" (selected) and "Secure". The "Empty field before typing" is set to "Single line [End, Shift+H]" and the "Click before typing" is set to "Single".
- Log Message**: This step is configured to log the message `{ } "Try"` at the "Info" log level.

The workflow is indicated by a downward arrow from the "Type Into 'editable text'" step to the "Log Message" step.

Catches

Exception

exception

 Log Message  

Message *



 

Log Level



 

SelectorNotFoundException


exception

 Log Message  

Message *




 

Log Level



 

ApplicationNotFoundException



exception

 Log Message  

Message *

Log Level

Add new catch

Finally

Drop activity here

Properties ▼ 🔔

UiPath.UIAutomationNext.Activities.NApplicationCard

Common

Continue on error	Continue executing the activ <input checked="" type="checkbox"/> ...
DisplayName	Use Application: Untitled - Notepad
Timeout	11 ...

Input

Unified Application Target	TargetApp
----------------------------	-----------

Input/Output Element

Input element	The Input UI Element defines the ...
Output element	Output a UI Element to use in ot ...

Misc

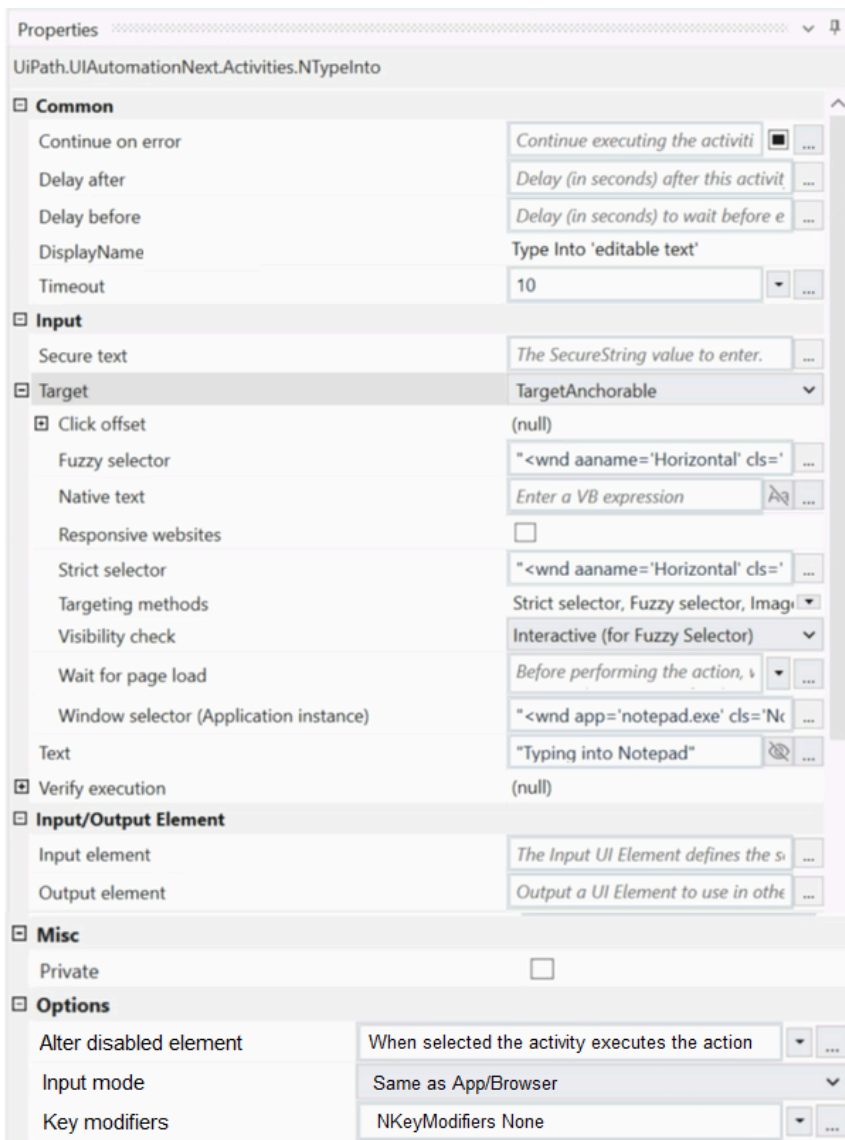
Private	<input type="checkbox"/>
---------	--------------------------

Options

Close	NAppCloseMode.Always ▼ ...
Input mode	Hardware Events ▼
Open	NAppOpenMode.Never ▼ ...
Resize window	None ▼
Window attach mode	Application instance ▼

Options - Browser

Incognito/private window	Opens the new browser sessi <input checked="" type="checkbox"/> ...
User data folder mode	The user data folder mode y ▼ ...
User data folder path	The user data folder that the bro ...
WebDriver mode	Indicates how WebDriver is t ▼ ...



An animation on the web page never completely loads but the element indicated in the Click activity does load within the specified timeout duration. What occurs when this Click activity executes?

- A. Element is clicked once the element is fully loaded.
- B. Continues to the next activity after 30 seconds without clicking on the element.
- C. Waits 10 seconds before clicking on the element.
- D. Timeout error occurs without clicking on the element.

Suggested Answer: A

Community vote distribution



2374ed5 1 month, 4 weeks ago

Selected Answer: D

NAppOpenMode is never, it will never open, it will through an exception
upvoted 1 times

e92a31f 1 year, 2 months ago

Selected Answer: A

Is this the wrong graphic? I do not see any click activities here as mentioned in the question
upvoted 2 times

Review the following graphics:

The screenshot displays the Try Catch tool interface, which is used for testing and logging application actions. The main window is titled "Try" and contains a "Do" section with the following steps:

- Use Application: Untitled - Notepad**
 - Application path: `"C:\Windows\System32\notepad.exe"`
 - Application arguments: `Text must be quoted`
 - Match exact title: `Untitled - Notepad`
- Type Into 'editable text'**
 - Type this: Standard Secure
 - Text: `"Typing into Notepad"`
 - Empty field before typing: `Single line [End, Shift+H]`
 - Click before typing: `Single`
- Log Message**
 - Message: `{ } "Try"`
 - Log Level: `Info`

The workflow is connected by a downward arrow, indicating the sequence of actions.

Catches

Exception

exception

 Log Message  

Message *




 

Log Level



 

SelectorNotFoundException


exception

 Log Message  

Message *




 

Log Level



 

ApplicationNotFoundException



exception

 Log Message  

Message *

Log Level

Add new catch

Finally

Drop activity here

Properties

UiPath.UIAutomationNext.Activities.NApplicationCard

Common

Continue on error Continue executing the activi ...

DisplayName Use Application: Untitled - Notepad

Timeout 11 ...

Input

Unified Application Target TargetApp

Input/Output Element

Input element The Input UI Element defines the ...

Output element Output a UI Element to use in ot ...

Misc

Private

Options

Close NAppCloseMode.Always ...

Input mode Hardware Events ...

Open NAppOpenMode.Never ...

Resize window None ...

Window attach mode Application instance ...

Options - Browser

Incognito/private window Opens the new browser sessi ...

User data folder mode The user data folder mode y ...

User data folder path The user data folder that the bro ...

WebDriver mode Indicates how WebDriver is t ...

Properties

UiPath.UIAutomationNext.Activities.NTypeInto

Common

Continue on error Continue executing the activiti ...

Delay after Delay (in seconds) after this activit ...

Delay before Delay (in seconds) to wait before e ...

DisplayName Type Into 'editable text'

Timeout 10 ...

Input

Secure text The SecureString value to enter. ...

Target

Target TargetAnchorable ...

Click offset (null)

Fuzzy selector "<wnd aaname='Horizontal' cls=' ...

Native text Enter a VB expression ...

Responsive websites

Strict selector "<wnd aaname='Horizontal' cls=' ...

Targeting methods Strict selector, Fuzzy selector, Imagi ...

Visibility check Interactive (for Fuzzy Selector) ...

Wait for page load Before performing the action, ...

Window selector (Application instance) "<wnd app='notepad.exe' cls='Nc ...

Text "Typing into Notepad" ...

Verify execution (null)

Input/Output Element

Input element The Input UI Element defines the si ...

Output element Output a UI Element to use in othe ...


If the automation is executed and Notepad.exe is not running, which Log Message text value is contained in the Output panel?

A. ApplicationNotFoundException

- B. SelectorNotFoundException
- C. Try
- D. Exception

Suggested Answer: A

Community vote distribution



🗨️ **e92a31f** 1 year, 2 months ago

Selected Answer: D

I got App Not Found Error when testing in Studio
upvoted 3 times

🗨️ **airtonpereira** 1 year, 4 months ago

Selected Answer: A

tested in studio: App exception because the option to do not open the notepad is marked. Attention
upvoted 3 times

🗨️ **Aplin** 1 year, 6 months ago

Selected Answer: D

In the catch we go to most particular exception
upvoted 1 times

🗨️ **BenAndBen** 1 year, 9 months ago

Selected Answer: A

Answer is A. Try to test it in studio to confirm.
upvoted 3 times

🗨️ **khissal_ahmed** 1 year, 9 months ago

ApplicationNotFoundException
upvoted 3 times

🗨️ **prat11** 1 year, 9 months ago

app exc , tested in studio
upvoted 1 times

🗨️ **milindkumar** 2 years, 1 month ago

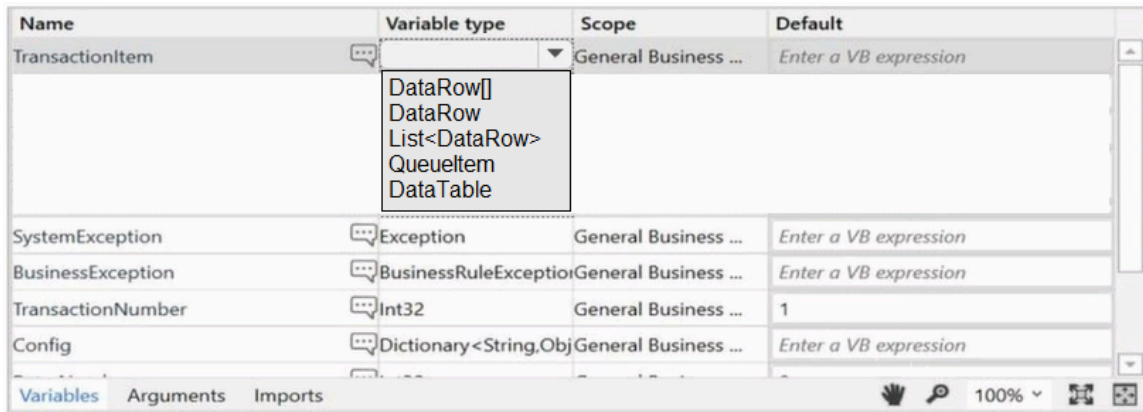
Selected Answer: D

Tested in Bot
upvoted 1 times

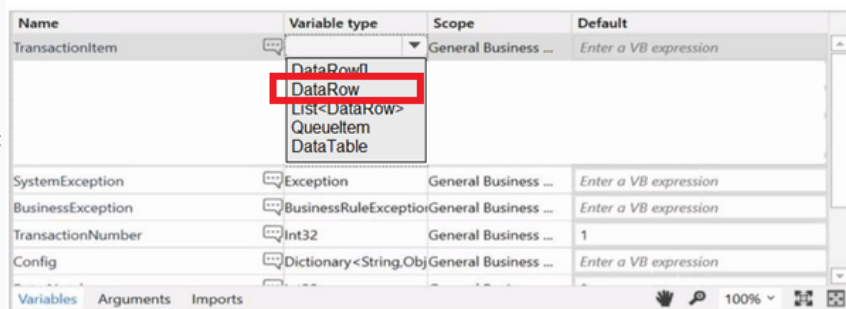
HOTSPOT

A developer aims to employ the REFramework for automating a business process that involves a TransactionData collection (DataTable) comprising vendor names and addresses.

Instructions: Choose the appropriate variable type for the TransactionItem from the provided drop-down list in the following exhibit.

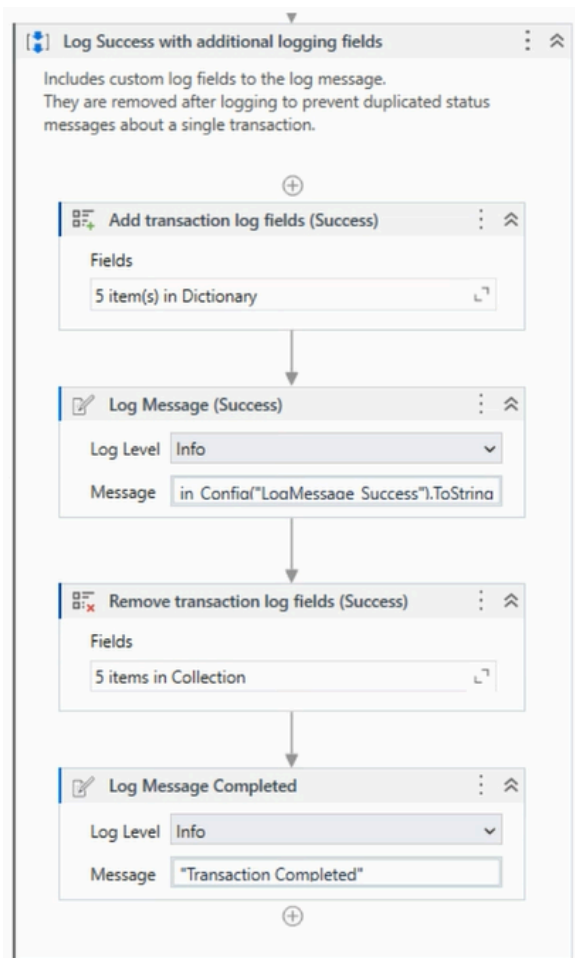
Answer Area**Answer Area**

Suggested Answer:



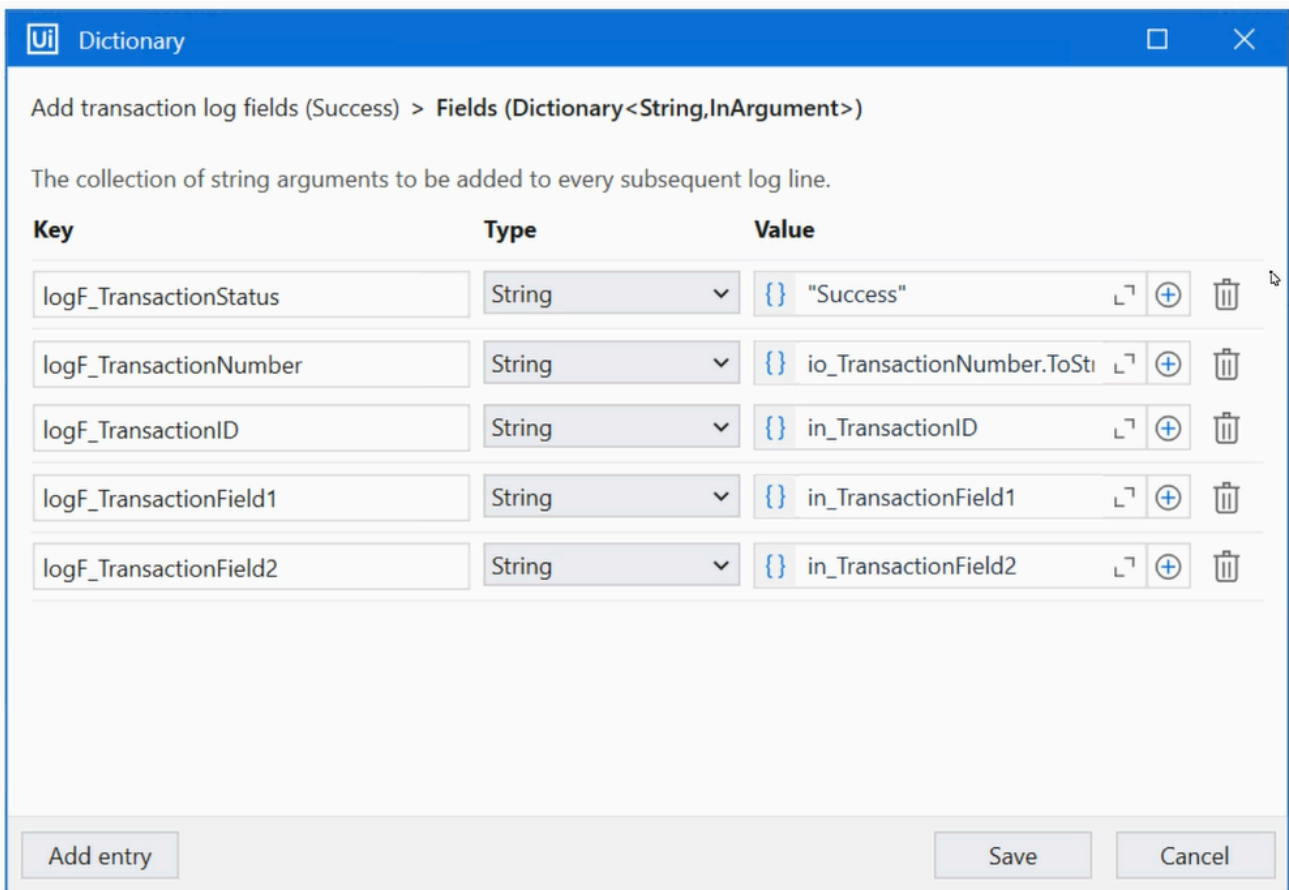
Currently there are no comments in this discussion, be the first to comment!

A developer is using the REFramework template to automate a process. In "SetTransactionStatus" file, there is the following sequence of activities, where the last Log Message activity was added by the developer:

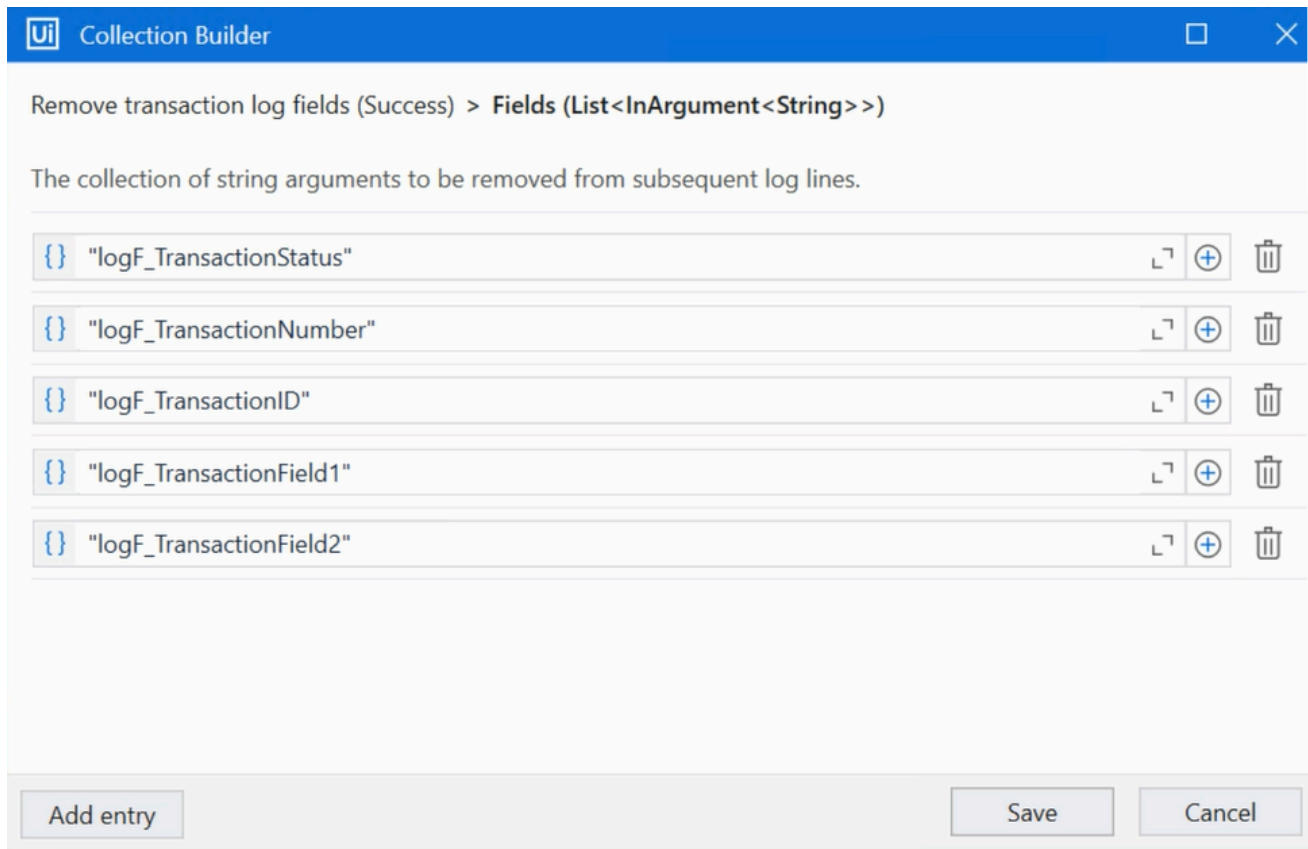


The configuration for Add Log Fields and Remove Log Fields activities are shown below:

Add transaction log fields (Success)



Remove transaction log fields (Success)



The developer runs the process and notices the argument values for the first transaction are:

in_TransactionID = "07/18/2023 10:27:29"

io_TransactionNumber = 1

in_TransactionField1 = "UI235-80"

in_TransactionField2 = "Update Request"

Which of the following Log Message Details will be displayed when executing the activity Log Message Completed for the first transaction, considering it is successful?

- A.

```
{
  "message": "Transaction Completed",
  "level": "Information",
  "logType": "User",
  "timestamp": "10:30:19",
  "filename": "SetTransactionStatus",
  "processVersion": "1.0.0",
  "jobId": "59325301-680a-4d55-a81b-56ca1f369c12",
  "robotName": "test.robot",
  "machineId": 0,
  "logF_TransactionField2": empty,
  "logF_TransactionID": empty,
  "logF_BusinessProcessName": "Framework",
  "logF_TransactionNumber": empty,
  "logF_TransactionField1": empty
}
```
- B.

```
{
  "message": "Transaction Completed",
  "level": "Information",
  "logType": "User",
  "timestamp": "10:30:19",
  "filename": "SetTransactionStatus",
  "processVersion": "1.0.0",
  "jobId": "f8a36a46-8ebc-40df-8f71-26b39087ebee",
  "robotName": "test.robot",
  "machineId": 0,
  "logF_BusinessProcessName": "Framework"
}
```
- C.


```
{
  "message": "Transaction Completed",
  "level": "Information",
  "logType": "User",
  "timestamp": "10:30:19",
  "filename": "SetTransactionStatus",
  "processVersion": "1.0.0",
  "jobId": "59325301-680a-4d55-a81b-56ca1f369c12",
  "robotName": "test.robot",
  "machineId": 0,
  "logF_TransactionField2": "",
  "logF_TransactionStatus": "",
  "logF_TransactionID": "",
  "logF_BusinessProcessName": "Framework",
  "logF_TransactionNumber": ""
  "logF_TransactionField1": ""
}
```
- D.

```
{
  "message": "Transaction Completed",
  "level": "Information",
  "logType": "User",
  "timestamp": "10:30:19",
  "filename": "SetTransactionStatus",
  "processVersion": "1.0.0",
  "jobId": "cb865477-35f8-4c0a-93e9-e4f4246223f2",
  "robotName": "test.robot",
  "machineId": 0,
  "logF_TransactionField2": "Update Request",
  "logF_TransactionID": "07/18/2023 10:27:29",
  "logF_BusinessProcessName": "Framework",
  "logF_TransactionNumber": "1"
  "logF_TransactionField1": "UI235-80",
  "logF_TransactionStatus": "Success"
}
```

Suggested Answer: D


Community vote distribution

B (100%)

 **prest** 1 year, 3 months ago

Selected Answer: B

B - It states the log message complete which occurs after removing custom log messages
upvoted 3 times

 **Kartik_K** 1 year, 6 months ago

B is the Correct Answer.

In this case, since the custom fields have been removed, only the default log fields remain, including logF_BusinessProcessName
upvoted 3 times

  **AndresPC** 2 years, 2 months ago

B is the correct one, tested in Studio
upvoted 4 times

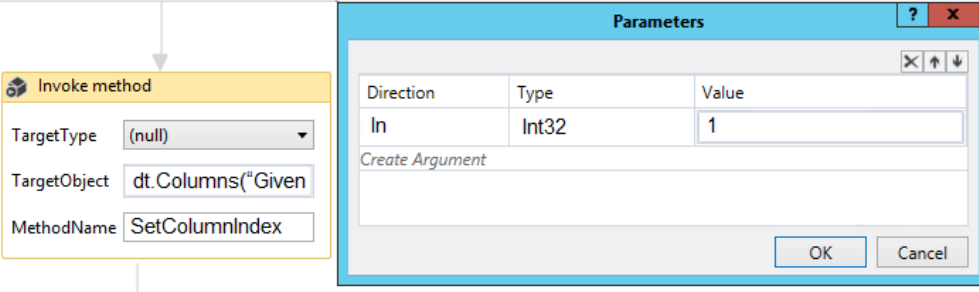
Given a database "dt" with the following header:

"Surname, Address, Zip Code, Given Name, Phone Number".

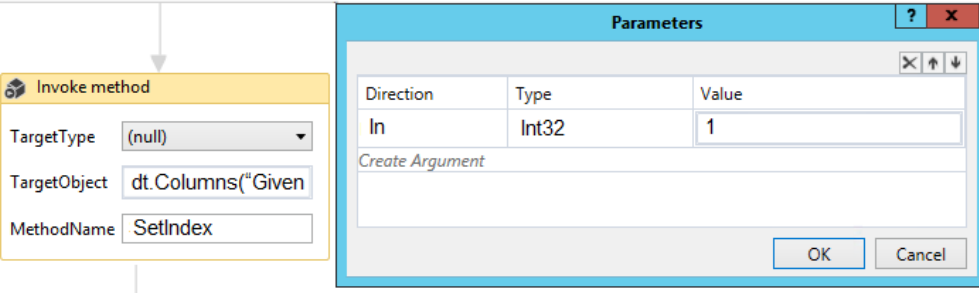
What is the correct configuration of the Invoke Method activity so that the resulting header will be:

"Surname, Given Name, Address, Zip Code, Phone Number".

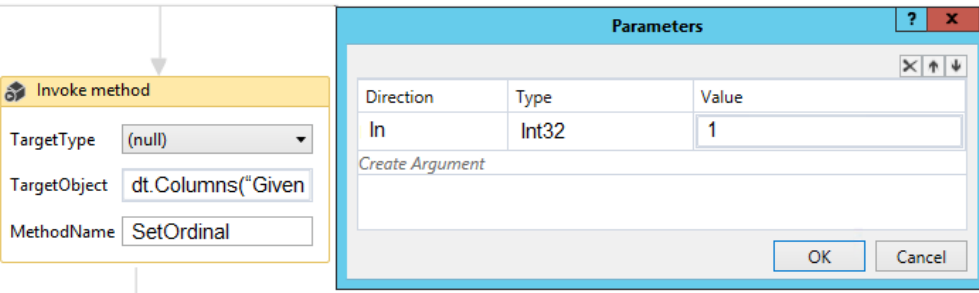
A.



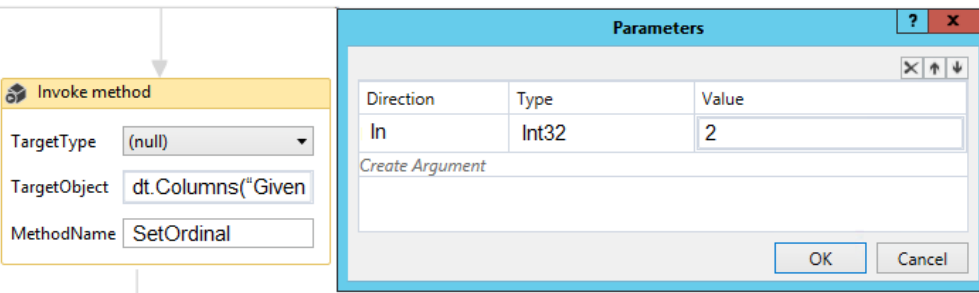
B.



C.



D.



Suggested Answer: C

Community vote distribution



C (100%)

EricHsu 1 year, 5 months ago

Selected Answer: C

The Start of the command is 0

upvoted 2 times

  **kingkayy** 1 year, 6 months ago

Selected Answer: C

You can test in studio using a build data table to create the original database column(dt). Then the invoke method, for target object use: dt.Columns("Given Name") and the method SetOrdinal. Use output datatable and log message to view output. Set the arguments like in the question at the parameter property.

upvoted 1 times

  **AndresPC** 1 year, 8 months ago

C is the correct one

upvoted 1 times

Considering that the attached data table is stored in a variable called "dt":

	A	B	C
1	No.	Item	Quantity
2	1	apple	10
3	2	orange	20
4	3	mango	5
5	4	kiwi	80
6	5	pear	1

Which of the following expressions will throw an exception during execution?

- A. `dt.AsEnumerable.Where(Function(x)x("Item").ToString.Equals("strawberry"))`
- B. `dt.AsEnumerable.Any(Function(x)x("Item").ToString.Equals("strawberry"))`
- C. `dt.AsEnumerable.FirstOrDefault(Function(x)x("Item").ToString.Equals("strawberry"))`
- D. `dt.AsEnumerable.First(Function(x)x("Item").ToString.Equals("strawberry"))`

Suggested Answer: D

Community vote distribution

D (100%)

 **kingkay** Highly Voted 1 year, 6 months ago

Selected Answer: D

- A. It will return an empty collection.
- B. It returns true or false so it will be false in this case.
- C. It can return its default, which could be null in this case.
- D. The operation will be invalid.

upvoted 5 times

 **paruA** Most Recent 3 months, 2 weeks ago

Selected Answer: D

It throws invalid exception

upvoted 1 times


Which of the following statements correctly illustrates using LINQ to process data in a UiPath project?

- A. Utilizing LINQ to find the total sum of integers in a list by writing `listOfIntegers.Sum(Function(x) x)`.
- B. Applying LINQ to filter out emails in a list of strings containing multiple email addresses by writing `listOfStrings.FilterEmails().ToList()`.
- C. Employing LINQ to convert `DataTable` to JSON format by writing `dataTable.ToJSON()`.
- D. Using LINQ to identify the longest string in a list of strings by writing `listOfStrings.Max(Function(x)x.Length())`.

Suggested Answer: A

Community vote distribution

A (100%)

 **yulin09** 1 year, 8 months ago

Selected Answer: A

answer is A.

`Max()` function return number of the longest length, not the string

upvoted 1 times

In UiPath Orchestrator, when managing multiple Jobs in a queue, which feature allows operators to dictate the execution sequence by assigning the importance of each Job?

- A. Job Execution Order
- B. Job Queuing Strategy
- C. Job Dependency Settings
- D. Job Priority Levels

Suggested Answer: *D*

Currently there are no comments in this discussion, be the first to comment!

DRAG DROP

What is the correct sequence of steps in a REFramework project that is linked to Orchestrator if an application exception occurs on a Queue Item in the Process Transaction state?

Instructions: Drag the Description found on the "Left" and drop on the correct Step Sequence found on the "Right".

Description**Step Sequence**

Execute the Initialization State	Step 1: <input type="text"/>
Set Transaction Status to "Failed" and take a screenshot	Step 2: <input type="text"/>
Process another Queue Item, if one exists	Step 3: <input type="text"/>
Close All Applications or Kill Applications	Step 4: <input type="text"/>

Description**Step Sequence****Suggested Answer:**

Step 1:	Set Transaction Status to "Failed" and take a screenshot
Step 2:	Close All Applications or Kill Applications
Step 3:	Execute the Initialization State
Step 4:	Process another Queue Item, if one exists

Currently there are no comments in this discussion, be the first to comment!

When developing a new project using REFramework, logging in to multiple applications is required. What is the recommended location to accomplish this task?

- A. InitAllApplications.xaml
- B. InitAllSettings.xaml
- C. Process.xaml
- D. FirstRun.xaml

Suggested Answer: A

Currently there are no comments in this discussion, be the first to comment!

How can a process be converted from a foreground process to a background process?

A. A process may be turned into a Background Process by adding a "Background" tag to the process name as long as it does/does not contain Ui interaction.

You need to go to the Project Settings and modify the name of the process.

B. A process may be turned into a Background Process as long as it does not contain persistence activities.

You need to go to the Project Settings window and set the Supports Persistence toggle to No.

C. A process may be turned into a Background Process by just deleting the UiAutomation package dependency as long as it does/does not contain UI interaction.

D. A process may be turned into a Background Process as long as it does not contain activities with UI interaction.

You need to go to the Project Settings window and set the Starts in Background toggle to Yes.

Suggested Answer: D

Community vote distribution

D (100%)

 **MotherOfHarryPotter** 1 year, 4 months ago

Selected Answer: D

Correct

<https://docs.uipath.com/studio/standalone/2023.4/user-guide/background-process>

upvoted 2 times

How can UiPath Orchestrator help address potential issues before they become critical problems?

- A. By sending customer feedback to UiPath developers.
- B. Through proactive monitoring and alerting of detected issues.
- C. With immediate technical support for any detected issue.
- D. By automatically updating background processes.

Suggested Answer: *B*

Currently there are no comments in this discussion, be the first to comment!

DRAG DROP

-

What is the correct execution order of the State activity sections?

Instructions: Drag the Description found on the "Left" and drop on the correct Execution Order found on the "Right".

Description**Execution Order**

Activities in the Exit section are performed.

Step 1:

Activities in the Destination State are performed.

Step 2:

Activities in the Entry section are performed.

Step 3:

Activities in the Transition Trigger Action are performed.

Step 4:

Suggested Answer:**Description****Execution Order**

Step 1:

Activities in the Entry section are performed.

Step 2:

Activities in the Exit section are performed.

Step 3:

Activities in the Transition Trigger Action are performed.

Step 4:

Activities in the Destination State are performed.

 **milindkumar** 1 year, 7 months ago

Entry, Trigger, Exit and Destination
upvoted 3 times

 **AndresPC** 1 year, 8 months ago

Entry, Trigger, Exit and Destination
upvoted 4 times

What are the two types of elements that can be included in an Object Repository?


- A. Local elements and library elements.
- B. Dynamic elements and static elements.
- C. Web elements and mobile elements.
- D. UI elements and non-UI elements.

Suggested Answer: A

Community vote distribution

A (50%)

C (50%)

 **niknejm** 8 months, 3 weeks ago

Selected Answer: A

From docs:

An object repository is a collection of elements grouped by applications, versions, and screens that can come from a:

Local project, i.e. the local repository.

Library, i.e. UI Library dependencies to the current project.

Answer:A

upvoted 1 times

 **77604da** 1 year ago

Selected Answer: C

<https://docs.uipath.com/studio/standalone/2023.4/user-guide/about-object-repository>

upvoted 1 times

 **Sanjib40** 1 year, 7 months ago

C is the correct one

upvoted 1 times

 **AndresPC** 2 years, 2 months ago

A is the correct one:

<https://docs.uipath.com/studio/standalone/2022.10/user-guide/creating-an-object-repository>

upvoted 3 times

 **AndresPC** 2 years, 2 months ago

C is the correct one

upvoted 3 times

Which one of the following expressions is the equivalent of the if activity from the picture?

If number is even

Condition *

{ } number mod 2=0

Then

Sequence

Assign message - even

message = "Even number"

Else

Sequence

Assign message - Odd

message = "Odd number"

- A. `message = if(number mod 2 = 0, "Even number", "Odd number")`
- B. `message = if(number mod 2 = 0, Odd number, Even number)`
- C. `message = if(number mod 2 = 0 then "Odd number" else "Even number")`
- D. `message = if(number mod 2 = 0, {"Odd number"} else {Even number})`

Suggested Answer: A

Currently there are no comments in this discussion, be the first to comment!

What is the role of server-side event triggers in UiPath Integration Service?

- A. To start UiPath processes only when users interact with specific UI elements.
- B. To manage API connections and authorize usage across different security protocols.
- C. To notify users when a new connector is available in the UiPath Integration Service catalog.
- D. To start UiPath processes by configuring events such as data updates, insertions or deletions in other systems.

Suggested Answer: *D*

  **AndresPC** 1 year, 8 months ago

D is the correct one

Automations don't always start with the robot, but are often triggered by events from other systems. The new Triggers capability allows you to start your UiPath processes by configuring an event such as data updates, insertions or added data, and deletions.

<https://www.uipath.com/blog/product-and-updates/introducing-uipath-integration-service>

upvoted 2 times

What does Application Exception describe?

- A. An error rooted in a technical issue, such as an application that is not responding.
- B. An error caused by using different data types than the expected ones in an application.
- C. An error that occurs when the application is running on unstable environment.
- D. An error rooted in the fact that certain data which the automation project depends on is incomplete or missing.

Suggested Answer: A

Currently there are no comments in this discussion, be the first to comment!

A developer designed a process in the REFramework using Orchestrator queues. In which state(s) will be the status updated for each Transaction Item in the queue?

- A. Process Transaction only.
- B. Get Transaction Data and Process Transaction.
- C. Initialization and Process Transaction.
- D. Initialization and Get Transaction Data.

Suggested Answer: B

Community vote distribution



🗨️ 👤 **kingkayy** 1 year, 6 months ago

Selected Answer: B

Get Transaction sets the queue item status to In Progress. Then Process Transaction sets it to either succeeded or failed.
upvoted 4 times


How are mock files organized in an automation project structure?

- A. They are stored in a dedicated folder for mock testing configuration.
- B. They are stored in a separate folder called "Mocks".
- C. They are stored in the same folder as the source workflow.
- D. They are stored in a nested structure based on the source workflow's file tree.

Suggested Answer: B

Community vote distribution

B (100%)

 **BenAndBen** 1 year, 9 months ago

Selected Answer: B

Answer is B.

upvoted 1 times

 **AndresPC** 2 years, 1 month ago

B is the correct one

You can create a mock file of your workflow by selecting Mock workflow under test in the Create Test Case window. This creates a copy of your workflow with the name workflowName_mock and stores it in Project > Mocks

<https://docs.uipath.com/studio/standalone/2022.10/user-guide/mock-testing>

upvoted 3 times

When should a developer log a coherent message with the Logging Level set as "Info" while building an automation project?

- A. Every time data is read from external sources.
- B. Every time an exception is caught in a Catch block.
- C. Every time a variable or argument value is used.
- D. Every time the robot encounters an error processing a Queue Item.

Suggested Answer: A

  **AndresPC** 1 year, 8 months ago

A is the correct one


upvoted 1 times

The "arrayOfPointsGainedByParticipant" Object array is created and initialized with the following values: {"7", "4", "1"}. Which is the value and data type returned, at runtime, by arrayOfPointsGainedByParticipant(1)?

- A. Value: 4 -
Data Type: Object
- B. Value: 7 -
Data Type: String
- C. Value: 4 -
Data Type: String
- D. Value: 7 -
Data Type: Object

Suggested Answer: C

Community vote distribution



e92a31f 1 year, 2 months ago

Selected Answer: C

Tested in Studio. Created assign with object array value: `new Object(){"7", "4", "1"}`. Log message for `array(1)` was 4. Log message for `array(1).GetType` was `System.String`
upvoted 3 times

2526be0 10 months, 3 weeks ago

Same, `arrOfPoint(1).GetType` -> `System.String`
upvoted 1 times

19b3ff8 1 year, 3 months ago

Selected Answer: A

Since it is declared with `object[]`, it naturally returns as object. Same logic as adding `ToString()` to `DataRow`
upvoted 1 times

airtonpereira 1 year, 4 months ago

Selected Answer: A

A - Object array
upvoted 1 times

5683e52 1 year, 6 months ago

@Sanjib40, i have tested in studio, it is C. Furthermore, u are giving lots of wrong answers, can you dont give any comments anymore? Thanks
upvoted 2 times

Karthiiii28 1 year, 4 months ago

wrong answer... Answer is A. Tested in studio
upvoted 2 times

19b3ff8 1 year, 3 months ago

Once you examine the relationship between the Object type and the String type, you will become more interested in object-oriented.
upvoted 1 times

Sanjib40 1 year, 8 months ago

A is the correct ans
upvoted 3 times

In UiPath Studio, when a developer executes a workflow in Debug mode and the process stops at a breakpoint, which panel enables the developer to assign values to variables prior to resuming the process?

- A. Locals Panel and Watch Panel.
- B. Immediate Panel and Watch Panel.
- C. Watch Panel and Breakpoint Panel.
- D. Locals Panel and Immediate Panel.

Suggested Answer: D

Community vote distribution

D (100%)

🗨️ 👤 **kingkayy** 1 year, 6 months ago

Selected Answer: D

<https://docs.uipath.com/studio/standalone/2023.10/user-guide/the-locals-panel>

<https://docs.uipath.com/studio/standalone/2020.10/user-guide/the-immediate-panel>

upvoted 3 times

A developer intends to incorporate a Flow Switch activity within a Flowchart. What is a characteristic of this activity?

- A. The Flow Switch activity is designed solely for usage in sequence workflows.
- B. Two default cases can be assigned in the Default section.
- C. The default TypeArgument property for the Flow Switch activity is set to Int32.
- D. Default cases can be numbered.

Suggested Answer: C

Community vote distribution

C (100%)

 **milesvvv** 1 year, 5 months ago

Selected Answer: C

[https://docs.uipath.com/activities/other/latest/workflow/flow-](https://docs.uipath.com/activities/other/latest/workflow/flow-switch#:~:text=TypeArgument%20%2D%20Enables%20you%20to%20select%20the%20type%20of%20statement%20that%20can%20be%20added%20in%20the)

[switch#:~:text=TypeArgument%20%2D%20Enables%20you%20to%20select%20the%20type%20of%20statement%20that%20can%20be%20added%20in%20the](https://docs.uipath.com/activities/other/latest/workflow/flow-switch#:~:text=TypeArgument%20%2D%20Enables%20you%20to%20select%20the%20type%20of%20statement%20that%20can%20be%20added%20in%20the)
upvoted 2 times

 **kingkayy** 1 year, 6 months ago

Selected Answer: C

<https://docs.uipath.com/activities/other/latest/workflow/flow-switch>

upvoted 3 times

"Process A" is scheduled to run at 2:00 PM using a time trigger with the Schedule ending of job execution feature configured to stop the job after 20 minutes. Assuming that the robots are busy and "Process A" is queued until 2:05 PM, at what time will "Process A" be stopped?

- A. 2:20 PM
- B. 2:25 PM
- C. 2:05 PM
- D. 2:28 PM

Suggested Answer: B

Community vote distribution

A (100%)



🗨️ 👤 **Aiqing886** 1 year, 3 months ago

Selected Answer: A

Answer is a
upvoted 3 times

🗨️ 👤 **Sanjib40** 1 year, 8 months ago

It should be 2:20 PM
upvoted 2 times

Which part of a test case that is using BDD (Behavioral-Driven Development) template structure supports the Surround with mock feature?

- A. Then
- B. Setup
- C. When
- D. Given

Suggested Answer: C

Community vote distribution

C (100%)

 **AndresPC** Highly Voted 1 year, 8 months ago

C is the correct one: In a Given-When-Then test case structure, Surround with mock is only available for activities within When.

<https://docs.uipath.com/studio/standalone/2022.10/user-guide/mock-testing>


upvoted 5 times

 **milindkumar** Most Recent 1 year, 7 months ago

Selected Answer: C

<https://docs.uipath.com/studio/standalone/2022.10/user-guide/mock-testing>

upvoted 3 times

 **Birk54** 1 year, 8 months ago

Selected Answer: C

C is correct. See uiparth doc

upvoted 2 times

A developer is using a Type Into activity with the Input Method set to Simulate. Which property needs to be enabled for the activity to execute even if the target UI element is deactivated or read-only?

- A. Deselect at end.
- B. Alter disabled element.
- C. Activate.
- D. Click before typing.

Suggested Answer: A

Community vote distribution

B (100%)

🗨️ 👤 **AndresPC** Highly Voted 👍 2 years, 1 month ago

B is the correct one

Alter disabled element - If selected, the activity executes the action even if the specified UI element is disabled. This field only supports Boolean values (True, False). The default value is False.

This property does not apply if the Input Mode property is set to Hardware Events.

Deselect at end - Adds a Complete event after the text entry to trigger certain UI responses in web browsers.

<https://docs.uipath.com/activities/other/latest/ui-automation/n-type-into>

upvoted 6 times

🗨️ 👤 **Kartik_K** Most Recent 🕒 1 year, 6 months ago

B is the Correct answer.

AlterIfDisabled: This property allows the Type Into or Click activities to interact with UI elements that are disabled or read-only, which normally would prevent user input.

It only works if the SimulateType or SimulateClick properties are enabled.

upvoted 4 times

🗨️ 👤 **milindkumar** 2 years, 1 month ago

Selected Answer: B

B is the correct one

upvoted 3 times

🗨️ 👤 **AndresPC** 2 years, 1 month ago

B is the right one

upvoted 3 times

Which of the following options is true about the types of robot installation?

- A. Both the service and the user modes are recommended for running unattended automations.
- B. The service mode is the recommended option for running unattended automations.
- C. Both the service and the user modes are recommended for creating and testing automations, and running attended automations.
- D. The service mode is the recommended option for creating and testing automations, and running attended automations.

Suggested Answer: *B*

 **AndresPC** 1 year, 8 months ago

B is the correct one

The Service Mode Robot is best suited to unattended automation scenarios. When a process is executed, the Robot Executor runs with the same rights as the user under which it is registered.

<https://docs.uipath.com/robot/standalone/2022.10/user-guide/service>

upvoted 3 times

What is the purpose of the Relative To feature in Computer Vision activities?

- A. To compare the size and position of UI elements in different applications.
- B. To synchronize the timing of multiple Computer Vision activities in the same project.
- C. To configure the target as being relative to an element, either a single point or an area selection in the application.
- D. To create a fixed relationship between Computer Vision actions and UI element positions.

Suggested Answer: C

Currently there are no comments in this discussion, be the first to comment!

What can be verified in the InitAllSettingsTestCase test case?

- A. Verify if a certain application is open in the execution environment.
- B. Verify the naming of a certain key present in the 'Config' dictionary.
- C. Verify the variable type for the 'Config' dictionary.
- D. Verify if a certain key is present in the 'Config' dictionary.

Suggested Answer: *D*


Currently there are no comments in this discussion, be the first to comment!


Where is the TransactionNumber incremented in the REFramework?

- A. Only in the RetryCurrentTransaction.xaml workflow.
- B. In the End Process state in the Finally section of the Try Catch activity.
- C. In the RetryCurrentTransaction.xaml workflow and in the Process.xaml workflow.
- D. In the RetryCurrentTransaction.xaml workflow and in the SetTransactionStatus.xaml workflow.

Suggested Answer: D

Community vote distribution



 **759d9cd** 10 months, 2 weeks ago

Selected Answer: D

D - verified in uipath doc

upvoted 2 times

 **Aiqing886** 1 year, 3 months ago

Selected Answer: C

I think it's c

upvoted 1 times

Which of the following activities in UiPath Studio have the Verify Execution property available?


- A. Click activity
- B. Invoke workflow activity
- C. If activity
- D. Assign activity

Suggested Answer: A

Community vote distribution

A (100%)



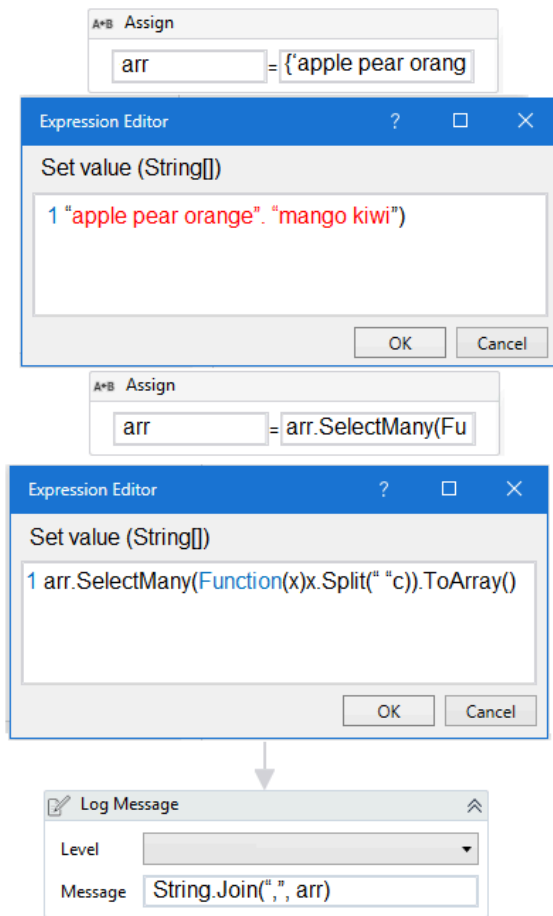
 **BenAndBen** 1 year, 9 months ago

Selected Answer: A

Answer is A. Checked it on Studio.

upvoted 2 times

Given the following workflow:



What will be the output of the Log Message activity?

- A. apple, pear, orange
- B. apple, pear, orange, mango, kiwi
- C. "apple pear orange", "mango kiwi"
- D. apple pear orange, mango kiwi

Suggested Answer: B

Community vote distribution

B (100%)

BenAndBen 1 year, 9 months ago

Selected Answer: B


Answer is B. Tested in Studio.

upvoted 1 times

In the context of a process automated using the REFramework that processes payments and sends a report using the Finance team leader's email account at the end of the day, where should the email account credentials be stored according to best practices?

- A. In an Orchestrator Credential asset and referenced in the Assets sheet in the Config.xlsx file.
- B. In an Orchestrator Credential asset and referenced in the Settings sheet in the Config.xlsx file.
- C. In the Constants sheet in the Config.xlsx file with the value of the email address
- D. In an Orchestrator Text asset and referenced in the Assets sheet in the Config.xlsx file.

Suggested Answer: B

 **2374ed5** 1 month, 4 weeks ago

Selected Answer: A

According to REFramework best practices, the Finance team leader's email account credentials should be stored in an Orchestrator Credential Asset. This asset is then referenced in the Config.xlsx file, specifically within the Assets sheet, ensuring secure, centralized, and encrypted management of sensitive information.

upvoted 1 times

A developer needs to choose a layout that integrates activities into a working structure during workflow file development. The selected layout should cover all possible cases and transitions while accommodating processes that cannot be easily captured by loops and if statements.

Which of the following layouts is the best-suited in this case?

- A. Sequence
- B. Flowchart
- C. State Machine
- D. Global Exception Handler

Suggested Answer: *C*

Currently there are no comments in this discussion, be the first to comment!

A developer has created a variable of type String called "MyNumbers" and assigned to it the following value: "1, 2, 3, 4, 5, 6". What is the resulting data type for the expression `MyNumbers.Split(",c)(1)`?


- A. Array of String
- B. String
- C. Double
- D. Int32

Suggested Answer: B

Community vote distribution

B (100%)



 **prest** 1 year, 3 months ago

Selected Answer: B

B. Verified in Studio Using `MyNumbers.Split(",c)(1).GetType().ToString()`
upvoted 1 times

What are the possible statuses after running any REFramework test case?

- A. MANUAL or AUTOMATIC.
- B. PASS or FAIL
- C. EXPECTED or ACTUAL.
- D. SUCCESS or EXCEPTION.

Suggested Answer: B

Community vote distribution

B (100%)

🗨️ **BenAndBen** 1 year, 9 months ago

Selected Answer: B

B. Pass or Fail

upvoted 2 times

🗨️ **milesvvv** 1 year, 12 months ago

Selected Answer: B

Answer is B

upvoted 2 times

🗨️ **kingkayy** 2 years ago

Selected Answer: B

<https://docs.uipath.com/test-suite/standalone/2022.10/user-guide/test-results>

upvoted 2 times

🗨️ **AndresPC** 2 years, 2 months ago

B is the correct one

upvoted 1 times

Why is it necessary to add the UiPath virtual channel to the allow list policy for Citrix Virtual Apps and Desktops 7 2109?

- A. Because the UiPath Remote Runtime component should be enabled to access the Citrix workspace environment.
- B. Because custom virtual channels are blocked by default, preventing the UiPath Remote Runtime from functioning correctly.
- C. Because the network latency should be decreased and the performance of UiPath automation processes on Citrix should be improved.
- D. Because a secure connection should be created between the UiPath Remote Runtime and the Citrix receiver.

Suggested Answer: B

  **AndresPC** 1 year, 8 months ago

B is the correct one

NOTE:

Starting with Citrix Virtual Apps and Desktops 7 2109, all custom virtual channels are blocked by default. This prevents the UiPath Remote Runtime from working correctly. To solve this issue the UiPath virtual channel must be added to the allow list policy:

UIPCTX,C:\Program Files (x86)\UiPath\RemoteRuntime\UiPathRemoteRuntime.exe

<https://docs.uipath.com/studio/standalone/2022.10/user-guide/about-uipath-remote-runtime>

upvoted 2 times

A developer plans to create a process to automate a web application using the Firefox browser. The goal is to have the robot work with the web application without relying on visual elements on screen.

To achieve this goal, what option should the developer use for the Use Application/Browser activity?

- A. Input mode = Chromium API
- B. User Data Folder Mode = CustomFolder
- C. Input mode = Simulate
- D. WebDriver mode = Headless

Suggested Answer: C

Community vote distribution

D (100%)

🗉 👤 **AndresPC** Highly Voted 1 year, 8 months ago

D is the correct one

In the UiPath Platform, the WebDriver protocol introduces support for headless browser automations. This means that browser automations don't necessarily have to rely on visual elements on screen, such as window frames. Automations are executed in the background, without you having to keep up the browser window

<https://docs.uipath.com/studio/standalone/2022.10/user-guide/about-the-webdriver-protocol>

upvoted 5 times

🗉 👤 **milindkumar** Most Recent 1 year, 7 months ago

Selected Answer: D

D is the correct one

upvoted 2 times

🗉 👤 **AndresPC** 1 year, 8 months ago

D is the correct one

upvoted 1 times


What information is provided in the Descriptor Coverage sub-panel of Test Explorer?

- A. Object Repository coverage
- B. Test data coverage
- C. Selector coverage
- D. Activity coverage

Suggested Answer: D

Community vote distribution

D (100%)

 **paruA** 3 months, 1 week ago

Selected Answer: C

Selector coverage

upvoted 1 times

 **falvarez** 1 year, 4 months ago

Selected Answer: D

<https://docs.uipath.com/studio/standalone/2023.10/user-guide/descriptor-coverage>

"You can use this panel to view activity coverage when you work with Selectors or Object Repository."

upvoted 3 times

 **Kartik_K** 1 year, 6 months ago

C is the correct Answer.

Descriptor Coverage sub-panel: It is a feature in the Test Explorer that shows details about how much of the selector logic was covered during the execution of a test case.

It shows passed descriptor references and gives insights into failed selectors, which helps in identifying issues.

You can double-click on a failed descriptor to navigate directly to the corresponding selector in the workflow, simplifying troubleshooting.

The coverage percentage is based on how many selectors (in total) were used during the test execution and how many of them passed successfully.


upvoted 3 times

 **milindkumar** 2 years, 1 month ago

Selected Answer: D

<https://docs.uipath.com/studio/standalone/2023.10/user-guide/descriptor-coverage>

upvoted 2 times

 **Birk54** 2 years, 2 months ago

Correct answer is A. See doc: <https://docs.uipath.com/studio/standalone/2023.10/user-guide/descriptor-coverage>

The coverage results are shown in Test Explorer, in the Descriptor Coverage panel. You can use this panel to view activity coverage when you work with Selectors or Object Repository.

upvoted 1 times

 **Birk54** 2 years, 2 months ago

Correct answer is D

upvoted 1 times

 **BenAndBen** 1 year, 9 months ago

based on your comment, the answer is D - Activity coverage.

upvoted 1 times

 **JimmyFoxy** 2 years, 2 months ago

Selected Answer: D

D

I think

upvoted 2 times

How to make sure that all UI Automation activities used within project workflows reference elements from the Object Repository?

- A. By setting the Object Repository Enforced option to Yes in the General tab within the Project Settings window.
- B. By setting the Object Repository Enforced option to Yes in the Design tab within the UiPath Studio Settings window.
- C. By setting the Object Repository Enforced option to Yes in the UI Automation Modern tab within the Project Settings window.
- D. By setting the Object Repository Enforced option to Yes in the System tab within the Project Settings window.

Suggested Answer: B

Community vote distribution

B (100%)

 **milesvvv** 1 year, 5 months ago

Selected Answer: B

<https://docs.uipath.com/studio/standalone/2022.10/user-guide/configuring-studio-settings#:~:text=Object%20Repository%20enforced%20%2D%20Select%20to%20allow%20only%20elements%20from%20the%20Object%20Repository%20in%20upvoted%20times>

 **kingkayy** 1 year, 6 months ago

Selected Answer: B

It is in the design tab in UiPath settings and not in the other places mentioned.
<https://docs.uipath.com/studio/standalone/2022.10/user-guide/configuring-studio-settings>
upvoted 3 times

A developer designed a project in the REFramework. The "Config.xisx" has the following Setting entry:

	A	B
1	Name	Value
2	OrchestratorQueueName	ProcessABCQueue

Settings Constants Assets (+)

Assuming the default REFramework configuration, how can the developer reference the Setting in the Config variable to obtain the Setting value as a String from the dictionary?

- A. `Config("OrchestratorQueueName", "ProcessABCQueue").ToString`
- B. `Config("OrchestratorQueueName").ToString`
- C. `Config("ProcessABCQueue", "OrchestratorQueueName").ToString`
- D. `Config("ProcessABCQueue").ToString`

Suggested Answer: B

Currently there are no comments in this discussion, be the first to comment!

What are the two types of events supported by Integration Service?

- A. Local and Remote.
- B. Scheduled and Unscheduled.
- C. Generic and Predefined.
- D. Basic and Advanced.

Suggested Answer: C

Community vote distribution

C (100%)

 **airtonpereira** 1 year, 4 months ago

Selected Answer: C

Connectors support events through a Polling mechanism. This is supported for the majority of the connector catalog.

Integration Service supports the following two types of events:

Generic, which represent typical Create, Update, and Delete operations. When you select a generic event, you must also define the event record to monitor. For example, New Record Created for Calendar record.

Predefined, which represent specific actions on specific objects. For example, Calendar event is created.

upvoted 1 times

A developer extracts a date from an email. The date will always be in the same format and always from the past. Some examples of this format are: "3 Mar 2023", "20 Nov 2021". The name of the variable where the date is saved is `DateString`. What expression should the developer use to check if the extracted date is within the last 7 days?

- A. `(DateTime.Now - DateTime.ParseExact(DateString, "dd MMM yyyy", CultureInfo.InvariantCulture)).Days < 7`
- B. `(DateTime.Now - DateTime.ParseExact(DateString, "dd MMM yyyy", CultureInfo.InvariantCulture)).AddDays(-7) > 0`
- C. `(DateTime.Now - DateTime.ParseExact(DateString, "d MMM yyyy", CultureInfo.InvariantCulture)).Days < 7`
- D. `DateTime.Parse(DateTime.Now - DateString).Days < 7`

Suggested Answer: C

Community vote distribution

C (67%)

A (33%)

759d9cd 10 months, 2 weeks ago

Selected Answer: A

Answer is A

upvoted 1 times

BenAndBen 1 year, 9 months ago

Selected Answer: C

Answer is C. "d MMM yyyy" = "3 Mar 2023" while "dd MMM yyyy" = "03 Mar 2023"

upvoted 1 times

EricHsu 1 year, 11 months ago

Selected Answer: C

C is the correct, the formate "d MMM yyyy" can pass throw the both case the sentence give. test by the studio

upvoted 2 times

ramziothmane 1 year, 12 months ago

Selected Answer: C

C is the correct one because for this case 3 Mar 2023 its in format "d MMM yyyy" otherwise it should be 03 Mar 2023

upvoted 3 times

kingkayy 2 years ago

Selected Answer: A

B - subtracts 7 days from the difference between the dates, which isn't a requirement

C - 'dd' for day in the format string. But here it is just a 'd'

D - subtract a string (`DateString`) from a `DateTime` object would not work.

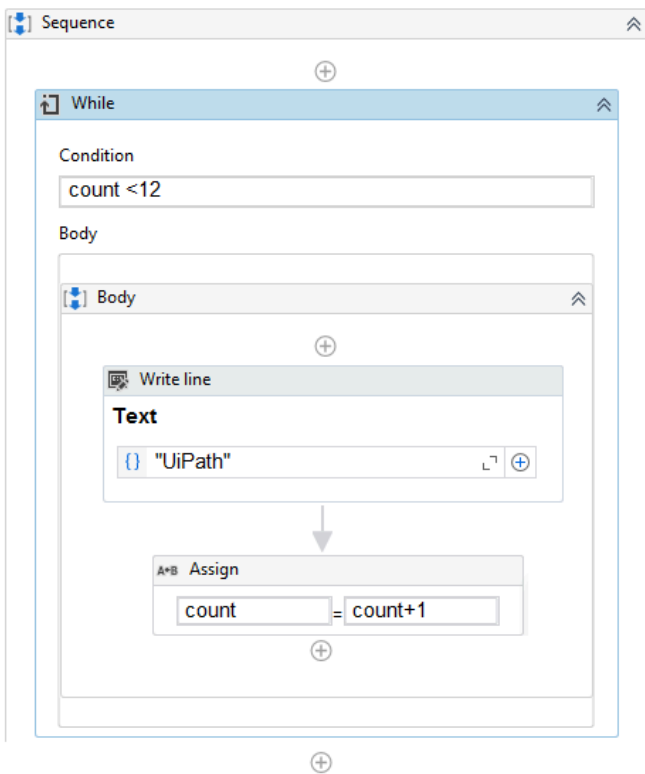
upvoted 2 times

AndresPC 2 years, 2 months ago

A is the correct one

upvoted 2 times

Given the following conditional breakpoint with count = 0:



Conditional breakpoint settings:

The 'Breakpoint Settings' dialog box is shown with the following configuration:

- Condition: `count Mod2 = 0`
- Hit Count: 3
- Log Message: Message logged when breakpoint is hit
- Continue execution when logging

How many times will UiPath be displayed in the Output panel before the process goes into a Paused state in Debug mode?

- A. 4
- B. 3
- C. 2
- D. 5

Suggested Answer: A

Community vote distribution

A (82%)

D (18%)

At count = 0, count mod 2 = 0, UiPath will be displayed ---> First Hit
At count = 1, count mod 2 = 1, UiPath will be displayed ----> No hit
At count = 2, count mod 2 = 0, UiPath will be displayed -----> Second Hit
At count = 3, count mode 2 = 0, UiPath will be displayed ----> No hit
At count = 4, count mode 2 = 0, process halts at breakpoint ----> 3rd hit.
upvoted 5 times

  **kingkayy** 2 years ago

At count = 3, count mode 2 = 1 not 0
upvoted 1 times

  **MichaelSL** Most Recent 1 year, 4 months ago

Selected Answer: D

"UiPath" will be printed only for even numbers from 2 to 10 (5 times in total)
upvoted 1 times



  **Sanjib40** 1 year, 8 months ago

Answer A:4
upvoted 1 times

  **milindkumar** 2 years, 1 month ago

Selected Answer: D

D is the correct one
upvoted 1 times

  **Birk54** 2 years, 2 months ago

Selected Answer: A

The answer is A, tested in studio.
upvoted 4 times

  **AndresPC** 2 years, 2 months ago

D is the correct one
upvoted 1 times

  **BenjiBoi** 10 months ago

why do you consistently give wrong answers
upvoted 1 times

In a UiPath State Machine, what is the primary function of the Trigger section of a State activity?

- A. To execute the final state actions before terminating the state machine.
- B. To specify the condition or event that initiates a transition from the current state.
- C. To define the entry actions when transitioning into a state.
- D. To establish the exit actions when moving out of a state.

Suggested Answer: *B*

Currently there are no comments in this discussion, be the first to comment!

Which activity is specific for UI synchronization in UiPath Studio?

- A. Get Processes
- B. Use Application/Browser
- C. Check App State
- D. Process Start Trigger

Suggested Answer: *C*

Currently there are no comments in this discussion, be the first to comment!

A developer needs to design a process using the REFramework, but without Orchestrator Queues. Which is the correct order of actions the developer needs to do in the Get Transaction Data state in this case?

- A. 1. Remove the Get Transaction Item activity from GetTransactionData workflow.
2. Add a Read Range activity in GetTransactionData workflow to read the data from a local Excel file.
3. Add the logic required to read the data source only one time.
4. Add the logic required to retrieve only one row from read data each time.
5. Add the logic required to check if all rows/transaction items from the read data have been processed.
- B. 1. Remove the Get Transaction Item activity from GetTransactionData workflow.
2. Add a Read Range activity in GetTransactionData workflow to read the data from a local Excel file.
3. Add the logic required to read the data source only one time.
4. Add the logic required to retrieve only one row from read data each time.
- C. 1. Remove the Get Transaction Item activity from GetTransactionData workflow.
2. Add a Read Row activity in GetTransactionData workflow to read the data from a local Excel file.
3. Add the logic required to read the data source only one time.
4. Add the logic required to retrieve only one row from read data each time.
5. Add the logic required to check if all rows/transaction items from the read data have been processed.
- D. 1. Remove the Get Transaction Item activity from GetTransactionData workflow.
2. Add a Read Row activity in GetTransactionData workflow to read the data from a local Excel file.
3. Add the logic required to read the data source only one time.
4. Add the logic required to check if all rows/transaction items from the read data have been processed.

Suggested Answer: A

Community vote distribution

A (75%)

C (25%)

🗨️ **MichaelSL** 1 year, 4 months ago

Selected Answer: A

A. Read Range is the key...
upvoted 1 times

🗨️ **Aplin** 1 year, 6 months ago

Selected Answer: A

Answer is A, just read excel once
upvoted 1 times

🗨️ **BenAndBen** 1 year, 9 months ago

Selected Answer: A

Answer is A. Read Range activity is use to read all the rows in excel.
upvoted 1 times

🗨️ **ramziothmane** 2 years ago

Selected Answer: C

C is the correct for me, correct me if i m wrong
upvoted 1 times

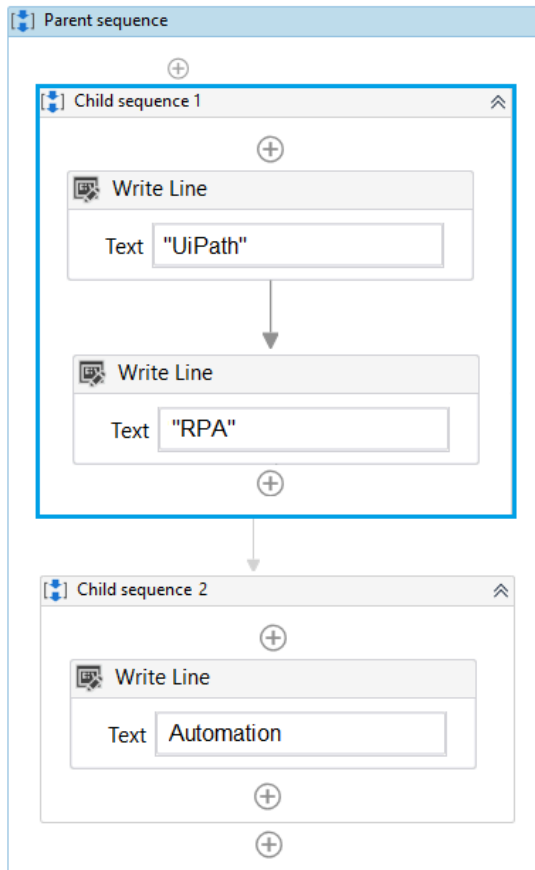
🗨️ **kingkay** 2 years ago

You will need to read the entire excel sheet hence Read range activity to read entire sheet from excel as TransactionData. Reading a row means you'll have to keep on going to the excel for data. So, A is the right answer.
upvoted 4 times

🗨️ **ramziothmane** 2 years ago

Thank you for the clarification
upvoted 2 times

Based on the following exhibit, which output is displayed in the Output panel if Step Out is clicked on the Debug ribbon tab of UiPath Studio?



- A. UiPath RPA Automation
- B. Automation
- C. Automation RPAUiPath RPA
- D. UiPath RPA

Suggested Answer: A

Community vote distribution

A (75%)

D (25%)

eb4af48 10 months, 3 weeks ago

Selected Answer: D

Step out will execute all activities inside current container(Child Sequence 1_) and then pause at the next activity or next control
upvoted 2 times

EricHsu 1 year, 5 months ago

Selected Answer: A

The answer is A, by step out it will execute the main sequence
upvoted 3 times

milindkumar 1 year, 7 months ago

Selected Answer: A

A is the correct one as it will complete the execution of activities in the current container, before pausing the debugging
upvoted 3 times

Birk54 1 year, 8 months ago

There is no quotation marks on Automation. It should be "Automation" otherwise there would be an error. Treset in studio. With quotation markd the answer is A

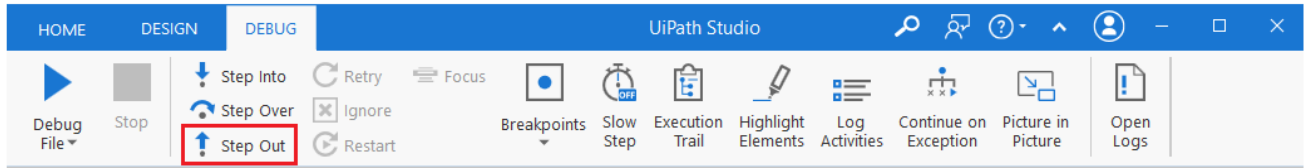
upvoted 1 times

  **AndresPC** 1 year, 8 months ago

A is the correct one

upvoted 1 times

What functionality does the Step Out action offer when a developer is reviewing a process during debugging, as shown in the exhibit?



- A. Re-executes the activity which threw an exception.
- B. Executes only one activity at a time and then pauses the execution.
- C. Steps out and stops current execution.
- D. Executes activities in the current container and then pauses the execution.

Suggested Answer: *D*

Currently there are no comments in this discussion, be the first to comment!