

Topic 1 - Exam A

Question #1

Topic 1

HOTSPOT -

You have a Microsoft Teams Phone deployment that contains a Session Border Controller (SBC) named SBC1.contoso.com. Direct Routing integrates with a PBX phone system that uses only four-digit dialing and is configured to use the SBC. Teams is configured to use dial plans that normalize any four-digit calls to E.164.

You have the following translation rule.

Identity: rule1
Name: rule1
Pattern: ^\+1(\d{10});ext=(\d{4})\$\br/>Translation: \$2

You need to ensure that calls to the legacy PBX pass only a four-digit extension.

How should you complete the PowerShell command? To answer, select the appropriate options in the answer area.

NOTE: Each correct selection is worth one point.

Answer Area

<input type="text" value="Set CsHybridPSTNAppliance"/> <input type="text" value="Set CsHybridPSTNSite"/> <input type="text" value="Set CsOnlinePSTNGateway"/> <input type="text" value="Set CsOnlinePSTNUsage"/>	-identity SBC1.contoso.com	<input type="text" value="-InboundPstnNumherTranslationRules"/> <input type="text" value="-InboundTeamsNumberTranslationRules"/> <input type="text" value="-OutboundPstnNumberTranslationRules"/> <input type="text" value="-OutboundTeamsNumberTranslationRules"/>	<input type="text" value="rule1"/>
---	----------------------------	--	------------------------------------

Correct Answer:



<input type="text" value="Set CsHybridPSTNAppliance"/> <input type="text" value="Set CsHybridPSTNSite"/> <input checked="" type="text" value="Set CsOnlinePSTNGateway"/> <input type="text" value="Set CsOnlinePSTNUsage"/>	-identity SBC1.contoso.com	<input type="text" value="-InboundPstnNumherTranslationRules"/> <input type="text" value="-InboundTeamsNumberTranslationRules"/> <input checked="" type="text" value="-OutboundPstnNumberTranslationRules"/> <input type="text" value="-OutboundTeamsNumber TranslationRules"/>	<input type="text" value="rule1"/>
--	----------------------------	--	------------------------------------

- Inderbir_1981** 3 months, 2 weeks ago
This dump is still valid. I just passed the exam yesterday with 915 score. all the questions came from these practice exams.
upvoted 3 times
- Shameer_kolar** 10 months, 3 weeks ago
Correct.
upvoted 3 times

You have a Teams Phone deployment that uses Direct Routing on a single Session Border Controller (SBC). Users report that outbound PSTN calls are failing, but inbound PSTN calls are successful. When you review the SBC logs, you discover that Microsoft is responding to SIP option requests, but is NOT sending SIP option requests. What is the cause of the issue?

- A. The online PSTN gateway is disabled.
- B. An SBC certificate is expired.
- C. An external DNS entry is missing from the FQDN of the SBC.
- D. The phone numbers of the users are defined by running the `New-CsTeamsUnassignedNumberTreatment` cmdlet.

Correct Answer: A

  **Vlado123** 10 months ago

Correct

<https://learn.microsoft.com/en-us/microsoftteams/troubleshoot/phone-system/direct-routing/issues-with-outbound-calls#no-users-are-able-to-make-calls>
upvoted 4 times

The sales department at your company needs to route a call to multiple users and have calls route differently after business hours. Which two features should you implement? Each correct answer presents part of the solution. NOTE: Each correct selection is worth one point.

- A. call queues
- B. calling policies
- C. voice routing policies
- D. auto attendants
- E. caller ID policies

Correct Answer: AD

Community vote distribution

AD (100%)

  **theptr** 8 months ago

Selected Answer: AD

A and D is correct
upvoted 3 times

  **Akshith1979and81** 9 months ago

Correct Answer.
upvoted 2 times

DRAG DROP -

You have a Microsoft Teams Phone deployment.

You need to create two call queues named CQ1 and CQ2. The solution must meet the following requirements:

CQ1 must balance incoming calls so that each call agent receives the same number of calls

Calls received by CQ2 must ring all call agents simultaneously

What should you configure for each requirement? To answer, drag the appropriate routing methods to the correct requirements. Each routing method may be used once, more than once, or not at all. You may need to drag the split bar between panes or scroll to view content.

NOTE: Each correct selection is worth one point.

Routing methods

Attendant routing

Longest idle

Round robin

Serial routing

Answer Area

CQ1 must balance incoming calls so that each call agent receives the same number of calls:

Calls received in CQ2 must ring all call agents simultaneously:

Correct Answer:

<p>Answer Area</p> <p>CQ1 must balance incoming calls so that each call agent receives the same number of calls:</p>	<div style="border: 1px solid blue; padding: 2px 10px; display: inline-block;">Round robin</div>
<p>Calls received in CQ2 must ring all call agents simultaneously:</p>	<div style="border: 1px solid blue; padding: 2px 10px; display: inline-block;">Attendant routing</div>

 **Marcos94** 2 months, 3 weeks ago

<https://learn.microsoft.com/en-us/microsoftteams/create-a-phone-system-call-queue?tabs=agent-selection>

Routing method determines the order in which agents receive calls from the queue.

Choose from these options:

Attendant routing rings all agents in the queue at the same time. The first call agent to pick up the call gets the call.

Serial routing rings all call agents one by one in the order specified in the Call agents list. If an agent dismisses or doesn't pick up a call, the call will ring the next agent. This cycle repeats until the call is answered, times out, or the caller hangs up.

Round robin balances the routing of incoming calls so that each call agent gets the same number of calls from the queue.

Longest idle routes each call to the agent who has idled the longest time. An agent is considered idle if their presence state is Available. Agents who aren't available don't receive calls until they change their presence to Available.

upvoted 2 times

 **ServerBrain** 7 months, 3 weeks ago

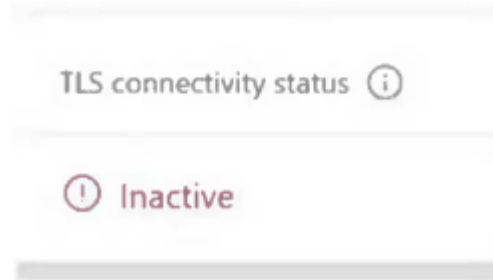
Correct

upvoted 3 times

You have a Microsoft Teams Phone deployment.

You are deploying Direct Routing by using a certified Session Border Controller (SBC). The FQDN of the SBC is sbc1.contoso.com. You use signaling port 5067.

You cannot place calls and receive an error message in the Microsoft Teams admin center as shown in the following exhibit.



What is a possible cause of the issue?

- A. Calling plan licenses are not assigned to users
- B. The failover timer is set to 0 seconds
- C. The Forward P-Asserted Identify (PAI) header is disabled
- D. The Baltimore or the Digicert root certificates are missing on the SBC.

Correct Answer: D

Community vote distribution

D (100%)

Nico282 5 months, 3 weeks ago

Selected Answer: D

References to the TLS certificates:

<https://learn.microsoft.com/en-us/answers/questions/1069617/teams-direct-routing-tls-certificate-change-from-b>

<https://learn.microsoft.com/en-us/microsoftteams/direct-routing-whats-new>

upvoted 3 times

ServerBrain 7 months, 3 weeks ago

Correct

upvoted 3 times

You have a Microsoft Teams Phone deployment that contains two users named User1 and User2.

User1 will be on leave for two weeks.

You need to redirect all calls to the phone number of User1 to the phone number of User2. The solution must minimize administrative effort.

What should you modify for User1?

- A. the voicemail transfer target settings
- B. the call delay and order settings
- C. the call delegation settings
- D. the phone number type

Correct Answer: C

ServerBrain 7 months, 3 weeks ago

Correct

upvoted 2 times

You have a Microsoft Teams Phone deployment.

You have a call queue named Customer Service.

You need to ensure that when the agents of Customer Service make calls, the outbound calling name appears as Contoso, and the caller ID shows the phone number of Customer Service. Other users must NOT be affected.

Which three actions should you perform? Each correct answer presents a part of the solution.

NOTE: Each correct selection is worth one point.

- A. From the Microsoft Teams admin center, configure a new caller ID policy.
- B. Set Calling Party Name to the organization name.
- C. From the Microsoft Teams admin center, modify the global (Org-wide default) caller ID policy.
- D. Set Replace the caller ID with to Resource account.
- E. Set Override the caller ID policy to On.

Correct Answer: ADE


Community vote distribution

ABD (100%)

 **jtrott** Highly Voted 10 months, 2 weeks ago


Selected Answer: ABD

Yes, it should be ABD - <https://learn.microsoft.com/en-us/microsoftteams/caller-id-policies>
upvoted 5 times

 **TekFreak81** Most Recent 5 months, 3 weeks ago

Selected Answer: ABD

ABD should be there. There is no ON switch to activate the policy.
upvoted 1 times

 **Dylan29** 6 months, 3 weeks ago

Selected Answer: ABD

Agreed, it should be ABD.
upvoted 2 times

 **ServerBrain** 7 months, 3 weeks ago

Given answers are correct.
<https://learn.microsoft.com/en-us/microsoftteams/caller-id-policies#create-a-custom-caller-id-policy>
upvoted 1 times

 **OVMilk** 7 months, 3 weeks ago

ABD are required.
upvoted 2 times

 **max69fr** 8 months, 4 weeks ago

Selected Answer: ABD

Agree with ABD.
Override the caller ID policy is not mandatory.
upvoted 2 times

 **Suash** 10 months, 2 weeks ago

Shouldn't it be ABD?
upvoted 4 times

DRAG DROP -

From the Microsoft Teams admin center, you add an operator to Operator Connect.

You need to enable users for Microsoft Teams Phone.

Which three actions should you perform in sequence? To answer, move the appropriate actions from the list of actions to the answer area and arrange them in the correct order.

Actions

Answer Area

Acquire phone numbers

Assign phone numbers to users

Run the `Set-CsUser` cmdlet

Create valid emergency addresses

Run the `New-CsHybridTelephoneNumber` cmdlet.

Run the `New-CsOnlineNumberPortInOrder` cmdlet



Answer Area

Acquire phone numbers

Create valid emergency addresses

Assign phone numbers to users

Correct Answer:

ServerBrain 7 months, 3 weeks ago

Correct

upvoted 2 times

Router 8 months, 1 week ago

Create a valid emergency address, Acquire a number and Assign the number. I do not think numbers can be acquired without an emergency address.

upvoted 2 times

garymegian0996 8 months ago

You are incorrect! You can get new number without an emergency address. What is needed is the location/area to get an NPA of your need. The selected answers are correct.

<https://learn.microsoft.com/en-us/microsoftteams/getting-phone-numbers-for-your-users#:~:text=Admin%20Help.-,Get%20new%20phone%20numbers%20for%20your%20users,-Using%20the%20Microsoft>

upvoted 4 times

Your company has offices in London and Vancouver

The company has a Teams Phone deployment that uses Calling Plans.

The London office contains a user named User1.

User1 moves from the London office to the Vancouver office.

You need to update the phone number and emergency location of User1 to match the new office.

What should you do first?

- A. Run New-CsTeamsEmergencyCallingPolicy -Identity Vancouver.
- B. Modify the current Usage location for User1.
- C. Run Grant-CsTeamsEmergencyCallingPolicy -Identity Vancouver.
- D. Add a new emergency location for User1.

Correct Answer: D

Community vote distribution

B (88%) 13%

ivilalta Highly Voted 10 months, 2 weeks ago

Selected Answer: B

The first thing to do is modify the current Usage location with the new country. You cannot assign a phone number or emergency location if the country is UK instead of Canada.

upvoted 5 times

Dylan29 Most Recent 6 months, 3 weeks ago

Selected Answer: B

Agree with B. The other office already exists, therefore it probably already has an emergency address.

upvoted 1 times

OVMilk 7 months, 3 weeks ago

B is correct. It states they were already existing locations.

upvoted 1 times

max69fr 8 months, 4 weeks ago

Selected Answer: B

It's B, Emergency addresses are available depending on Location

upvoted 2 times

unbelievable 9 months, 2 weeks ago

Selected Answer: B

Modifying the Usage location for User1 is crucial as it updates User1's profile to reflect the new geographical location. This change will ensure the subsequent configurations, like phone number and emergency location, align with the regional regulations and settings of the Vancouver office.

upvoted 3 times

randyruchira 10 months, 2 weeks ago

It's B, you need first change the location.

upvoted 2 times

jtrott 10 months, 2 weeks ago

Selected Answer: B

ivilalta is correct, you cannot assign an emergency policy from a different country, so you first have to change the users usage location so that the new emergency policy can be applied.

<https://techcommunity.microsoft.com/t5/microsoft-teams/teams-location-of-users/m-p/1234891>

upvoted 3 times

Unify 11 months, 1 week ago

Selected Answer: C

This cmdlet assigns a Teams Emergency Calling policy to a user, a group of users. Emergency Calling policy is used for the life cycle of emergency security calling experience and Teams client location experience. <https://learn.microsoft.com/en-us/powershell/module/skype/grant-csteamsemergencycallingpolicy?view=skype-ps>

upvoted 2 times

DRAG DROP -

Your company has offices throughout the United States.

The company is opening a new office in Scranton. The office will occupy two floors in the same building.

You need to ensure that if an emergency call is placed, the local emergency dispatchers know from which floor the call came.

How should you complete the PowerShell script? To answer, drag the appropriate values to the correct targets. Each value may be used once, more than once, or not at all. You may need to drag the split bar between panes or scroll to view content.

NOTE: Each correct selection is worth one point.

Values	Answer Area
<input type="text" value="New-CsEmergencyNumber"/>	<input type="text" value="-Location 'Scranton Office, 1st Floor' -CompanyName 'Contoso'"/>
<input type="text" value="New-CsNetworkSite"/>	-HouseNumber 1155 -StreetName 22nd -StreetSuffix St -City Scranton -StateOrProvince PA -CountryOrRegion US -PostalCode 18501 -Description "Scranton" \$Scranton = Get-CsOnlineLisCivicAddress -Description "Scranton"
<input type="text" value="New-CsOnlineListLocation"/>	<input type="text" value="-CivicAddressId \$Scranton.CivicAddressId -Location 'Scranton Office, 2nd Floor'"/>
<input type="text" value="Set-CsListLocation"/>	
<input type="text" value="Set-CsNetworkSite"/>	
<input type="text" value="Set-CsOnlineListLocation"/>	

Correct Answer:

Answer Area
<input type="text" value="New-CsOnlineListLocation"/> -Location "Scranton Office, 1st Floor" -CompanyName "Contoso"
-HouseNumber 1155 -StreetName 22nd -StreetSuffix St -City Scranton -StateOrProvince PA -CountryOrRegion US -PostalCode 18501 -Description "Scranton" \$Scranton = Get-CsOnlineLisCivicAddress -Description "Scranton"
<input type="text" value="Set-CsOnlineListLocation"/> -CivicAddressId \$Scranton.CivicAddressId -Location "Scranton Office, 2nd Floor"

jtrott Highly Voted 10 months, 3 weeks ago

I think that you need to use New-CsOnlineListLocation twice. Once to create the floor 1 location, the second time to create the floor 2 location - reusing most of the same data from the already created Scranton location.

upvoted 10 times

palnik 10 months, 2 weeks ago

You are correct.

upvoted 2 times

banderas Most Recent 6 months, 3 weeks ago

Just for your information: New-CsOnlineLisLocation needs to have the parameter CivicAdressID, which is NOT set in the given example, so the cmdlet would fail...just tested it...

upvoted 1 times

banderas 6 months, 3 weeks ago

Set-CsOnlineLisLocation is definitely wrong since the parameter "-Location" does not exist, see teams help

upvoted 1 times

unbelievable 9 months, 2 weeks ago

Yes, New-CsOnlineListLocation can be utilized to define locations by floor for emergency calling purposes. By having precise locations, it aids in routing emergency calls more accurately and ensures that emergency responders have the exact location information, which is critical for prompt and effective response.

upvoted 1 times

You have a Microsoft Teams Phone deployment.

You need to ensure that a user named user1@contoso.com can call international phone numbers by using Direct Routing.

Which type of policy should you use?

- A. a teams policy
- B. a voice routing policy
- C. a calling policy
- D. a caller ID policy

Correct Answer: B

 **dejvst** 6 months, 2 weeks ago

correct

upvoted 1 times

You have a Microsoft Teams Phone deployment that uses Direct Routing.

You plan to use Microsoft Power BI to analyze Call Quality Dashboard (CQD) data for the deployment.

You download the Power BI query templates for CQD from the Microsoft Download Center.

You need to use Power BI Desktop to review reports about PSTN calls that go through Direct Routing.

What should you do first?

- A. From Microsoft Call Quality Dashboard, download the current Tenant Data Upload file.
- B. Publish the template to the Power BI service.
- C. Install the Power BI Connector for CQD.
- D. Install the Microsoft Power Platform connector.

Correct Answer: C

Community vote distribution

C (100%)

 **Marcos94** 2 months, 3 weeks ago

Selected Answer: C

C is correct.

"Before you can use the Power BI query templates (PBIX files) for Microsoft Teams Call Quality Dashboard (CQD), you'll need to install the Microsoft Call Quality connector for Power BI, using the MicrosoftCallQuality.pqx"

<https://learn.microsoft.com/en-us/microsoftteams/cqd-power-bi-connector>

upvoted 2 times

 **Jo696** 10 months, 1 week ago

Seems correct



<https://learn.microsoft.com/en-us/microsoftteams/cqd-power-bi-query-templates>

upvoted 3 times

You have a Microsoft Teams Phone deployment that has 10 offices. Each office has a Session Border Controller (SBC). A user reports that she can make internal calls by using the dial pad, but cannot use the dial pad to make external calls. What is a possible cause of the issue?

- A. The user is missing a validated emergency address
- B. The user has the incorrect voice routing policy applied
- C. Enterprise Voice is disabled for the user
- D. The user has the incorrect Teams app setup policy applied

Correct Answer: B

  **OVMilk** 7 months, 3 weeks ago

B. They would have already been enterprise voice enabled, because they do see the dial pad.
upvoted 4 times

  **ServerBrain** 7 months, 2 weeks ago

correct. there is nowhere where it is indicated that the dial pad is missing. user can use the dial pad to dial internal calls but not external calls.
upvoted 2 times

  **Unbelievable_Jeff** 9 months ago

Looking at:

<https://learn.microsoft.com/en-us/microsoftteams/troubleshoot/teams-conferencing/no-dial-pad>

This could be B or C

upvoted 1 times

  **unbelievable** 9 months ago

That article talks about "missing" dial pad. The question though simply states they can't make external calls.
upvoted 2 times

Your company has an office in Seattle.

The default dial-in number for the company's Microsoft Teams meetings has an area code of 425.

The company does NOT have an office in New York. However, most of the company's customer are in New York.

You need to get a new default dial in number that has a local 718 area code You will NOT define additional location information in Teams.

Which two actions should you perform before you assign the bridge? Each correct answer presents part of the solution.

NOTE: Each correct selection is worth one point.

- A. Get an auto attendant toll free number
- B. Search for new numbers by using a 718 area code
- C. Get a Dedicated conference bridge (Toll Free) number
- D. Search for new numbers by using New York
- E. Get a Dedicated conference bridge (Toll) number

Correct Answer: *BE*

Community vote distribution

BE (100%)


 **TekFreak81** 5 months ago

Selected Answer: BE

B and E are correct. The search only works with one of the categories:


- Area code
- City name
- Postal code

upvoted 1 times

 **RSC357** 5 months, 3 weeks ago

B and D. Nobody asked for a toll number. They want a local number.

upvoted 1 times

 **Mshaty** 4 months, 3 weeks ago

you do not have to use location data are the key words

upvoted 1 times

 **Azazel993** 6 months, 2 weeks ago

Correct! B,E

upvoted 3 times

You have a Microsoft Teams Phone deployment.

You are designing a room that will be used for collaboration.

You need to select a device for the room. The device must meet the following requirements:

Support video -

Support one-touch join for meetings

Can start new meetings from within the room



Support HDMI ingestion of content into Teams

Which two types of devices should you select? Each correct answer presents a complete solution.

NOTE: Each correct selection is worth one point.

- A. Microsoft Teams Rooms on Windows
- B. Microsoft Teams panels
- C. Microsoft Teams Rooms on Android
- D. Microsoft Teams displays

Correct Answer: AC

  **dejvst** 6 months, 2 weeks ago

Correct. Teams displays do not have HDMI output and Teams panels are for room reservations, outside of the room.
upvoted 1 times

DRAG DROP -

You have a Microsoft Teams deployment.

You have two teams that have meeting requirements as shown in the following table.

Name	Requirement
Human Resources	<ul style="list-style-type: none"> 5,000 attendees must be supported. All attendees must be able to ask questions. Streaming by using a Stream Encoder must be supported.
Sales	<ul style="list-style-type: none"> 100 attendees must be supported. The meeting must allow attendee registration. Attendee registrations must be approved by meeting organizers.

You need to recommend which type of meeting to use for each team.

What should you recommend for each team? To answer, drag the meeting types to the correct teams. Each meeting type may be used once, more than once, or not at all. You may need to drag the split bar between panes or scroll to view content.

NOTE: Each correct selection is worth one point.

Meeting types

- Live event
- Teams meeting
- Virtual appointment
- Webinar

Answer Area

Human Resources:

Sales:

Answer Area

Correct Answer: Human Resources:

Sales:

har301 2 weeks, 4 days ago

Live Events are being replaced by Town Halls from Sep 2024

<https://support.microsoft.com/en-au/office/switch-from-microsoft-teams-live-events-to-town-halls-c71bf6e2-ece1-4809-900e-51271f39ac72#:~:text=In%20live%20events%2C%20there%20are,%2C%20presenter%2C%20and%20attendee%20roles.>

upvoted 1 times

Jo696 10 months, 1 week ago

I would say correct. Point to note the Q/A and registration requirements

<https://learn.microsoft.com/en-us/microsoftteams/quick-start-meetings-live-events>

upvoted 3 times

Your company has offices in Paris and London.

You are migrating from an on-premises PBX telephony solution to a Microsoft Teams Phone deployment that uses Direct Routing. You plan to use the existing telephony carrier. The new solution will provide telephony services to users in Both offices.



You need to recommend a solution that is the most resistant to possible failures. The solution must ensure that calls are routed through each user's respective office.

Which two actions should you include in the recommendation? Each correct answer presents part of the solution.

NOTE: Each correct selection is worth one point.

- A. Configure voice routing policies for each office.
- B. Configure a single voice routing policy for all users.
- C. Deploy a highly available Session Border Controller (SBC) pair to each office.
- D. Deploy one Session Border Controller (SBC) to each office. Configure the SBCs as a high-availability pair.

Correct Answer: AC

  **Nico282** 5 months, 3 weeks ago

Seems correct.

upvoted 1 times

HOTSPOT -

Normalization rules are configured as shown in the following exhibit.

Normalization rules

Normalization rules define how phone numbers expressed in various formats are to be translated. One or more normalization rules must be assigned to the dial plan and are matched from the top to bottom.

+ Add Edit Move up Move down Delete 5 items

Rank	Name	Pattern	Translation
1	AU-NewSouthWales-Local	^([2-9]\d{7})\$	+61251
2	AU-TollFree	^(1[38]\d{4,8})\d*\$	+6151
3	AU-Premium	^(19\d{4,8})\$	+6151
4	AU-Mobile	^0{1,4}(\d{8})\$	+6151
5	AU-National	^0{1,3}578\d{8}\d*(\d+\d+)?\$	+6151

Use the drop down menus to select the answer choice that completes each statement based on the information presented in the graphic.

NOTE: Each correct selection is worth one point.

Answer Area

When dialing 70105000, the phone number will normalize to **[answer choice]**.

▼

+61270105000
+61370105000
+6170105000
+70105000

Phone numbers that begin with 1900 will be evaluated by the **[answer choice]** normalization rule.

▼

AU-Mobile
AU-National
AU-Premium
AU-TollFree

Correct Answer:

Answer Area

When dialing 70105000, the phone number will normalize to **[answer choice]**.



▼

+61270105000
+61370105000
+6170105000
+70105000

Phone numbers that begin with 1900 will be evaluated by the **[answer choice]** normalization rule.

▼

AU-Mobile
AU-National
AU-Premium
AU-TollFree

  **Nico282** 5 months, 3 weeks ago

Seems correct. First number will match NewSouthWales-Local (start with 7 followed by 7 numbers, the rule will add +612. Second number will not match first rule (7 not in the [2-9] range), will not match second rule (9 not in [38]), will match third rule (19 followed by numbers) as the question states "numbers that BEGIN with 1900".

upvoted 3 times


You have a Teams Phone deployment. The deployment has a single Session Border Controller (SBC) that uses Direct Routing. Users report that outbound PSTN calls fail. You need to identify the quantity of specific SBC SIP errors. What should you review?

- A. Quality of Experience Reports in Microsoft Call Quality Dashboard
- B. the Jitter tab in Network parameters in the Microsoft Teams admin center
- C. the network effectiveness ratio on the Usage tab for the SBC in the Microsoft Teams admin center
- D. Endpoint Reports in Microsoft Call Quality Dashboard

Correct Answer: A

Community vote distribution

C (100%)

 **Azazel993** Highly Voted 6 months, 2 weeks ago

The correct answer is D. Endpoint Reports in Microsoft Call Quality Dashboard.

Endpoint Reports within the Microsoft Call Quality Dashboard provide detailed insights into individual calls, including SIP errors that occur at the SBC level. This granular data can help pinpoint the specific errors causing outbound PSTN call failures.

Quality of Experience Reports (option A) offer broader insights into overall call quality trends but don't provide the same level of detail about SBC SIP errors.

Network Parameters (option B) focus on network performance metrics like jitter, which can impact call quality but aren't directly related to SBC SIP errors in this context.

The Network Effectiveness Ratio (NER) on the Usage tab (option C) measures the overall success rate of calls delivered to their intended recipient, but it doesn't provide granular details about specific SIP errors.

upvoted 6 times

 **RSC357** Most Recent 5 months, 3 weeks ago

Selected Answer: C

Options A, B, and D are related to call quality and endpoint reports but may not provide specific information about SIP errors on the SBC.

upvoted 2 times

 **banderas** 6 months, 3 weeks ago

C should be correct. Just check Teams Admin Center -> Voice -> Direct Routing -> select an SBC -> Usage -> go to the bottom of the page -> Filter column called SIP Response Codes.

upvoted 2 times


 **VSARAVAN** 8 months, 2 weeks ago

Selected Answer: C

it talks about quantity..

Network Effectiveness Ratio (NER) - The NER measures the ability of a network to deliver calls by measuring the number of calls sent versus the number of calls delivered to a recipient.

upvoted 3 times

 **Gura32** 9 months, 2 weeks ago

In some cases, especially during the initial pairing, there might be issues related to misconfiguration of the SBCs or the Direct Routing service.


You can use the following tools to monitor your configuration:

Call Quality Dashboard

SBC logs

The Direct Routing service has descriptive error codes reported to either Call Analytics or the SBC logs.

upvoted 2 times

 **jtrott** 10 months, 3 weeks ago

Seems like A is the correct response from reading here:

<https://learn.microsoft.com/en-us/microsoftteams/cqd-data-and-reports#detailed-reports>

Also, C doesn't mention the Health Dashboard, it talks about the Usage tab, which is not where the Health Dashboard for Direct Routing can be found.

upvoted 2 times

 **Unify** 10 months, 3 weeks ago

Selected Answer: C

Health Dashboard for Direct Routing lets you monitor the connection between your Session Border Controller (SBC) and the Direct Routing interface. With Health Dashboard, you can monitor information about your SBC, This information can help you identify issues, including the reason for dropped calls. <https://learn.microsoft.com/en-us/microsoftteams/direct-routing-health-dashboard>

upvoted 4 times

 **charlydin** 10 months, 3 weeks ago

for me is the option C from TAC

upvoted 2 times

Question #20

Topic 1

You have a Microsoft Teams Phone deployment.

You need to implement PSTN connectivity by using Direct Routing.

What are three requirements for the implementation? Each correct answer presents part of the solution.


NOTE: Each correct selection is worth one point.

- A. a public DNS entry that maps the FQDN of the Session Border Controller (SBC) to a public IP address
- B. a Session Border Controller (SBC) that uses a hostname in the onmicrosoft.com domain
- C. a Teams-certified Session Border Controller (SBC)
- D. a firewall rule that opens a TCP signaling port to Microsoft Teams
- E. a firewall rule that opens a UDP signaling port to Microsoft Teams

Correct Answer: ACD

Community vote distribution


ACD (100%)

 **Nico282** 5 months, 3 weeks ago

Selected Answer: ACD

<https://learn.microsoft.com/en-us/microsoftteams/direct-routing-plan#sip-signaling-ports>

upvoted 1 times

 **Azazel993** 6 months, 2 weeks ago

ACD - TCP port 5061 is used for SIP signaling and UDP ports 3478-3481 are used for media traffic.

upvoted 3 times

 **ServerBrain** 7 months, 3 weeks ago

ACE

SIP signaling is on UDP ports not TCP ports

upvoted 2 times

 **bikewun** 1 month, 3 weeks ago

Signaling to Teams is TCP 5061. UDP is mediastream and not signaling.

MS Teams uses 5067 TLS for signaling which is TCP based.

upvoted 4 times

upvoted 1 times

 **bikewun** 1 month, 3 weeks ago

SIP clients usually use TCP or UDP on port numbers 5060 or 5061 to connect to SIP servers and other SIP endpoints.

upvoted 1 times

Your company has a main office in Dallas.
The company has a Microsoft Teams Phone deployment.
Currently, the default audio conferencing bridge is set to a phone number that has a Miami area code.
In the Microsoft Teams admin center, you get a number in the Dallas area code.
You need to assign the new Dallas number as the default audio conferencing bridge.
What should you configure in the Microsoft Teams admin center?

- A. the Phone numbers node under Voice
- B. the Conference bridges node under Meetings
- C. the Auto attendants node under Voice
- D. the Networks & locations node under Locations

Correct Answer: B

Community vote distribution

B (100%)

banderas 7 months ago

B is correct since we have to set the new conferencing number to default, which can only be done via meetings -> conference bridge
upvoted 2 times

Unify 11 months, 1 week ago

Selected Answer: B

<https://learn.microsoft.com/en-us/microsoftteams/change-the-phone-numbers-on-your-audio-conferencing-bridge#step-2---change-the-default-phone-number-of-your-conference-bridge-optional>
upvoted 3 times

HOTSPOT -

Your company has a Teams Phone deployment.

The network team at the company completes a local internet breakout for Teams traffic.

To validate the configuration, you review the Call Debug log shown in the following exhibit.

Connectivity_TransportBytesSent	3324
Connectivity_TransportMode	2
Connectivity_TransportPktsReceived	18
Connectivity_TransportPktsSent	20
Connectivity_BaseAddress	192.168.1.216:50008
Connectivity_LocalAddress	192.168.1.216:50011
Connectivity_LocalSite	120.17.163.212:1883
Connectivity_RemoteAddress	52.113.88.214:49704
Connectivity_RemoteSite	52.113.88.214:49704
IsRetargeted	0

Use the drop down menus to select the answer choice that completes each statement based on the information presented in the graphic.

NOTE: Each correct selection is worth one point.

Answer Area

The WAN IP address for the call source is [answer choice].

▼

52.113.88.214
120.17.163.212
192.168.1.216

The WAN port for call destinations is [answer choice].

▼

1883
49704
50008
50011

Answer Area

The WAN IP address for the call source is [answer choice].

▼

52.113.88.214
120.17.163.212
192.168.1.216

Correct Answer:

The WAN port for call destinations is [answer choice].

▼

1883
49704
50008
50011


jtrott Highly Voted 10 months, 2 weeks ago

Remote Port seems to be 49704 from what I can tell. Can't find any information online regarding the format of the debug logs but my reading of the labels would suggest that the port is 49704.
upvoted 9 times

Unbelievable_Jeff Most Recent 8 months, 3 weeks ago

I don't have a Networking background. I'm not sure if I am reading too much into this one but I don't understand how to work this out. If anyone could give me some much needed insight it would be much appreciated, many thanks.

upvoted 1 times

  **unbelievable** 9 months, 1 week ago

Second part should be the "RemoteAddress" value, hence 49704.

The specific breakdown of these value types isn't provided in the standard documentation. If you have access to a Microsoft Teams admin center a Call Debug log, you may be able to explore these values directly.

upvoted 3 times

You port phone numbers from a legacy carrier to Microsoft Teams Phone to use with Microsoft Teams Calling Plans.

You attempt to assign a number to a resource account that will be used by an auto attendant, but the number does NOT appear on the list of available numbers.

You need to ensure that you can assign the number to the resource account.

What should you do?

- A. Run the Set-CsOnlineApplicationInstance cmdlet.
- B. Submit a request to convert the number from a user number to a service number.
- C. Run the Set-CsTeamsUnassignedNumberTreatment cmdlet.
- D. Order a new number from Microsoft.

Correct Answer: A

Community vote distribution

B (100%)

 **Marcos94** 2 months, 3 weeks ago

Selected Answer: B

B. Submit a request to convert the number from a user number to a service number.

This action involves converting the ported number from a user number to a service number, which is typically required for numbers intended to be used with services such as auto attendants or call queues in Microsoft Teams Phone. This process ensures that the number is correctly configured for use with organizational resources rather than individual user accounts.

upvoted 1 times

 **alekio** 5 months, 3 weeks ago

Set-CsPhoneNumberAssignment

upvoted 1 times


 **juancbsen** 10 months, 2 weeks ago

Selected Answer: B

Set-CsOnlineApplicationInstance: OnpremPhoneNumber parameter has been deprecated.

Correct answer B

upvoted 2 times

 **ivilalta** 10 months, 2 weeks ago

Selected Answer: B

Agree, the answer is B


upvoted 2 times

 **Dodo29** 10 months, 2 weeks ago

Selected Answer: B

The answer is B. You need to convert the number to a service number before you can use it for Resource account.

upvoted 4 times

 **palnik** 10 months, 2 weeks ago

Selected Answer: B

It should be B.

"If you have service numbers for dial-in conferencing bridges, auto attendants or other service numbers, toll-free phone numbers, or have more than 999 user (subscriber) phone numbers that you need to transfer to Teams, see Manage phone numbers for your organization to download the correct forms and send them to us."

upvoted 4 times

 **jtrott** 10 months, 3 weeks ago

Selected Answer: B

As stated here: <https://learn.microsoft.com/en-us/powershell/module/skype/set-csonlineapplicationinstance?view=skype-ps>

Set-CsOnlineApplicationInstance has been deprecated, so that leaves B as the correct answer.

upvoted 4 times

 **Unify** 10 months, 3 weeks ago

Use the porting wizard in the Microsoft Teams admin center to transfer your phone numbers from your current service provider to Teams.

<https://learn.microsoft.com/en-us/microsoftteams/phone-number-calling-plans/transfer-phone-numbers-to-teams#create-a-port-order-and-transfer-your-phone-numbers-to-teams>

upvoted 1 times

🗨️ 👤 **Kaiste** 11 months ago

The answer is B you need to convert to a service number before you can use it for Resource account.
upvoted 2 times

🗨️ 👤 **Praj1234567** 11 months, 1 week ago

Selected Answer: B

Correct answer is B, as set-csonlineapplicationinstance command is deprecated.
once number is converted to service number it will appear while assigning to resource account
upvoted 4 times

You create a network region named Region1 in Microsoft Teams.
 You are adding a network site to Region1. The site has a 1.5-Mb connection.
 You need to ensure that all users at the site have a good voice experience.
 What should you do?

- A. Tag all traffic with a DSCP value of 46.
- B. Assign the Region1 users a meeting policy that has IP video disabled.
- C. Create and assign a Teams Network Roaming Policy that has IP video disabled.
- D. Assign the Region1 users a meeting policy that has a media bit rate of 1,500 Kbs.

Correct Answer: C

Community vote distribution

D (40%) C (40%) A (20%)

Nansman 1 month ago

C is the answer
 upvoted 2 times

42a2e89 1 month, 1 week ago

Option A: Tagging all traffic with a DSCP (Differentiated Services Code Point) value of 46 is a common practice for prioritizing voice over IP (VoIP) traffic in a network. This could help ensure a good voice experience by giving voice traffic higher priority over other types of traffic.
 Option B: Assigning the Region1 users a meeting policy that has IP video disabled could potentially improve voice experience by reducing the overall bandwidth usage. However, this would also mean that users won't be able to use video in their meetings.
 Option C: Creating and assigning a Teams Network Roaming Policy that has IP video disabled is similar to Option B. It could improve voice quality by reducing bandwidth usage, but at the cost of disabling video.
 Option D: Assigning the Region1 users a meeting policy that has a media bit rate of 1,500 Kbs could potentially improve voice quality by limiting the amount of bandwidth that can be used for media in Teams meetings. However, this would also limit the quality of video and other media.
 upvoted 1 times

mmastera 1 month, 2 weeks ago

The scenario is for a specific site that is bandwidth challenged and mentions a "good voice experience" but doesn't specifically mention meetings
 Options B & D specifically apply to meetings. Network Roaming Policies (option C) seem like the right option
 upvoted 2 times

35e71fe 1 month, 3 weeks ago

Selected Answer: A

I think is A, the statement is about how to implement QoS

A- A QoS implementation will accomplish the mission prioritizing the voice stream over the others, so that, we just need to prioritize voice traffic through a DSCP tag.

C- It disables a feature that might be necessary.

D - It will apply to all the streams (audio,video, content sharing) and it isn't focusing on voice experience.

<https://learn.microsoft.com/en-us/microsoftteams/qos-in-teams#best-practice>

upvoted 1 times

kempnada 1 week, 6 days ago

Tagging —all— traffic (option A) with DSCP46 will not ensure a better handling of voice modality.
 upvoted 1 times

RSC357 5 months, 3 weeks ago

Selected Answer: D

This option directly addresses the network bandwidth available at the site and adjusts the media bit rate accordingly for a better voice experience
 upvoted 2 times

Azazel993 6 months, 2 weeks ago

I think B as for

C - Creating and assigning a Teams Network Roaming Policy: Roaming policies are primarily designed to manage network connectivity when user move between locations, not for optimizing bandwidth usage within a specific site.


upvoted 2 times

Gura32 9 months, 2 weeks ago

Selected Answer: C

This setting determines the media bit rate for audio, video, and video-based app sharing in meetings for people in your organization. This setting gives you granular control over managing bandwidth in your organization. Depending on the meetings scenario, we recommend to have enough bandwidth in place for a good quality experience. The minimum value is 50 Kbps and the maximum value depends on the meeting scenario. For meetings that need the highest quality video experience, such as CEO board meetings and Teams live events, we recommend you set the bandwidth to 10 Mbps.

upvoted 2 times

 **Jo696** 10 months, 1 week ago

Not quite sure if it is C or D. C would make more sense as disabling video would ensure voice quality is better

<https://learn.microsoft.com/en-us/microsoftteams/network-roaming-policy>

upvoted 2 times

Question #25

Topic 1

HOTSPOT -

You have a Teams Phone deployment that contains an Operator Connect provider in Canada.

You implement a common area phone named lobbyphone1.

You need to configure lobbyphone1 to meet the following requirements:

Outgoing calls must be placed only from within Canada.

Dial cut during audio conferencing must be restricted

How should you complete the command? To answer, select the appropriate options in the answer area.

NOTE: Each correct selection is worth one point.

Answer Area

<input type="text" value="Grant-CsDialoutPolicy"/> Grant-CsDialoutPolicy Grant-CsIPPhonePolicy Grant-CsOnlineVoiceRoutingPolicy Set-CsOnlineAudioConferencingRoutingPolicy	-Identity lobbyphone@contoso.com -PolicyName	<input type="text" value="DialoutCPCandPSTNDomestic"/> DialoutCPCandPSTNDomestic DialoutCPCZoneAPSTNDisabied DialoutCPCZoneAPSTNDomestic DialoutCPCDisabledPSTNDomestic
--	--	---

Correct Answer:

<input type="text" value="Grant-CsDialoutPolicy"/> Grant-CsDialoutPolicy Grant-CsIPPhonePolicy Grant-CsOnlineVoiceRoutingPolicy Set-CsOnlineAudioConferencingRoutingPolicy	-Identity lobbyphone@contoso.com -PolicyName	<input type="text" value="DialoutCPCandPSTNDomestic"/> DialoutCPCandPSTNDomestic DialoutCPCZoneAPSTNDisabied DialoutCPCZoneAPSTNDomestic DialoutCPCDisabledPSTNDomestic
--	--	---

 **ivilalta** Highly Voted 10 months, 2 weeks ago

Correct. Here is a list of policy ids: <https://acloudguy.com/2021/02/05/teams-outbound-calling-policies-for-audio-conferencing-and-user-pstn-calls/#:~:text=To%20set%20the%20policy%20on%20a%20per-user%20level%2C,a%20list%20of%20users%20using%20this%20below%20script.>

upvoted 5 times

You have a Microsoft Teams Phone deployment.
You implement Teams Rooms on Windows.
You need to apply a custom theme to the display of Team1 Rooms on Windows.
What should you configure?

- A. a configuration profile
- B. a SkypeSettings.xml file
- C. a team template
- D. a LayoutModification.xml file

Correct Answer: C

Community vote distribution

B (100%)

 **jtrott** Highly Voted 10 months, 3 weeks ago

Selected Answer: B

Correct answer comes from this page:
<https://learn.microsoft.com/en-us/microsoftteams/rooms/custom-backgrounds>
And it is to modify the XML file specified here:
<https://learn.microsoft.com/en-us/microsoftteams/rooms/xml-config-file>
called SkypeSettings.xml.
upvoted 9 times

 **dejvst** Most Recent 6 months, 2 weeks ago

Selected Answer: B

It is B
upvoted 1 times

 **Azazel993** 6 months, 2 weeks ago

B. a SkypeSettings.xml file.
on applying a custom theme to Teams Rooms on Windows:

1. Create the SkypeSettings.xml file:

Open a text editor and create a new file named "SkypeSettings.xml".
Paste the following XML structure, adjusting the image path and color values:

XML

```
<SkypeSettings>
<Theming>
<ThemeName>Custom</ThemeName>
<CustomThemeImageUrl>C:\Users\Skype\AppData\Local\Packages\Microsoft.SkypeRoomSystem_8wekyb3d8bbwe\LocalState\YourCustomImage
pg</CustomThemeImageUrl>
<CustomThemeColor>
<RedComponent>255</RedComponent>
<GreenComponent>255</GreenComponent>
<BlueComponent>255</BlueComponent>
</CustomThemeColor>
</Theming>
</SkypeSettings>
```

upvoted 2 times

 **unbelievable** 9 months, 1 week ago

It's B, I do this all day every day to fix MS issues for scaling, 1080P, etc. lol
upvoted 3 times

 **Unbelievable_Jeff** 9 months, 2 weeks ago

B as per <https://learn.microsoft.com/en-us/microsoftteams/rooms/xml-config-file>
upvoted 1 times

 **charlydin** 10 months, 3 weeks ago

agreed in B, these configurations are applied in to the .xml file
upvoted 3 times

DRAG DROP -

Your company plans to use Microsoft Teams for collaboration and communication.

You need to deploy Microsoft Surface Hub devices to Teams meeting rooms.

Which four actions should you perform in sequence? To answer, move the appropriate actions from the list of actions to the answer area and arrange them in the correct order.

Actions**Answer Area**

Deploy the provisioning package to Surface Hub

Install Windows Configuration Designer

Run the Enable-CsMeetingRoom cmdlet

Install the Windows Installation Assistant

Use the Provision Surface Hub devices wizard

Configure a Teams update policy

Save the provisioning package to a USB device



Correct Answer:

Answer Area

Install Windows Configuration Designer

Use the Provision Surface Hub devices wizard

Save the provisioning package to a USB device

Deploy the provisioning package to Surface Hub

CiscoTerminator Highly Voted 9 months, 2 weeks ago

Answer is correct: Ref: <https://learn.microsoft.com/en-us/surface-hub/provisioning-packages-for-surface-hub>
upvoted 5 times

You have a Microsoft Teams Phone deployment.

You have Teams devices located in meeting rooms and public areas.

You need to turn on Device lock for the devices.

What should you configure?

- A. a calling policy
- B. a setup policy
- C. a Teams policy
- D. a configuration profile

Correct Answer: D

banderas 7 months ago

D is the correct answer
upvoted 3 times

You have a Teams Phone deployment.

You are designing a meeting space that contains a Teams certified conference phone.

You need to configure the phone to meet the following requirements:

Show the calendar on the display by default

Support one-touch join for Teams meetings

Which two actions should you perform? Each correct answer presents part of the solution.

NOTE: Each correct selection is worth one point.

- A. Create and assign a Teams IP phone policy
- B. Assign a Microsoft Teams Rooms Pro license to the phone
- C. Assign a Shared Device license to the phone
- D. Create and assign an Audio Conferencing policy
- E. Enable the Cloud Video Interop for Teams service

Correct Answer: BD

Community vote distribution

AB (100%)

 **jtrott** Highly Voted 10 months, 2 weeks ago


Selected Answer: AB

Correct answer is A and B. As detailed on this webpage:

<https://www.myteamslab.com/2022/10/microsoft-teams-phone-configuration-and.html>

You need to assign a Meeting Room License (basic would work as well as Pro) to get the phone to display the calendar by default. You further need to assign an IP Phone Policy to allow auto accept of meeting invites so that meetings are added to the calendar displayed on the screen of the conference phone.

upvoted 8 times

 **Azazel993** Most Recent 6 months, 2 weeks ago

The two actions you should perform to meet the requirements are:

1. Assign a Microsoft Teams Rooms Pro license to the phone (B)

This license unlocks advanced features like calendar integration and one-touch join for Teams meetings, essential for the meeting space setup.

2. Create and assign a Teams IP phone policy (A)


This policy allows you to customize settings for Teams-certified phones, including:

Enabling the calendar to display by default

Configuring one-touch join functionality

Adjusting other features to align with your preferences

upvoted 1 times

 **Vlado123** 10 months ago

C instead of B

<https://learn.microsoft.com/en-us/microsoftteams/set-up-common-area-phones#:~:text=A%20common%20area%20phone%20is%20typically%20placed%20in%20an%20area%20like%20a%20lobby%20or%20another%20area%20that%20is%20available%20to%20many%20people%20to%20make%20a%20call%3A%20a%20reception%20area%2C%20lobby%2C%20o%20conference%20phone.%20Common%20area%20phones%20are%20signed%20in%20with%20accounts%20tied%20to%20a%20Microsoft%20ams%20Shared%20Devices%20license.>

upvoted 1 times

 **Ludwig2023** 4 months ago

C is wrong.

<https://techcommunity.microsoft.com/t5/microsoft-teams-blog/introducing-the-microsoft-teams-shared-device-license/ba-p/3677138>

It explicitly says:

one touch meeting join will be available only with Microsoft Teams Rooms licenses. It will not be supported on the Teams Shared Device licens

upvoted 1 times

 **Jo696** 10 months, 1 week ago

Selected Answer: AB


At first I thought this was C and B however

The Teams IP Phone policy can only be modified if the account signing into the phone is licensed with something other than a Teams Shared

Devices license. If licensed with a Microsoft 365 E3 or E5 subscription, or an Office 365 Enterprise E1, E3, or E5 subscription, you can modify the IP Phone policy.

<https://learn.microsoft.com/en-us/microsoftteams/set-up-common-area-phones>

upvoted 1 times

 **ivilalta** 10 months, 2 weeks ago

Selected Answer: AB

Agree with jtrott, AB

upvoted 2 times

You are deploying Teams Rooms to a Windows device.

You need to prevent meeting attendees from using room remote in the Teams mobile app.

What should you configure in the Microsoft Teams admin center?

- A. Supported meeting mode
- B. Coordinated Meetings
- C. Front row experience
- D. Bluetooth beaconing

Correct Answer: D

Community vote distribution

D (100%)

 **Ludwig2023** 4 months, 2 weeks ago

It seems both B and D can turn off room remote. Now I don't know which is considered correct at this question.

[regarding answer B]

<https://learn.microsoft.com/en-us/microsoftteams/rooms/coordinated-meetings#use-the-teams-rooms-devices-touch-screen>
It says "11. On the trusted device, turn off proximity and room remote."

[regarding answer D]

<https://support.microsoft.com/en-gb/office/use-a-room-remote-to-control-a-room-device-in-microsoft-teams-af126a46-4ad5-47b1-a449-e3c63952698e>

It says "Room remote can be used on a Bluetooth-equipped mobile device"

https://learn.microsoft.com/en-US/microsoftteams/rooms/rooms-manage?WT.mc_id=TeamsAdminCenterCSH#device-settings
It says you can turn on/off Bluetooth beaconing.

upvoted 1 times

 **Azazel993** 6 months, 2 weeks ago

B is the correct answer.

The correct answer is B. Coordinated Meetings.

Here's why:

Coordinated Meetings is a feature in Microsoft Teams that allows users to control Teams Rooms devices remotely using the Teams mobile app. By disabling this feature, you can effectively prevent meeting attendees from using the room remote functionality. Here's how to configure it in the Microsoft Teams admin center:

Navigate to the Teams admin center.

Go to Meetings > Meeting settings.

Locate the Coordinated Meetings section.

Set the toggle for Allow participants to control Teams Rooms devices to Off.

Save the changes.

upvoted 2 times

 **Jo696** 10 months, 1 week ago

Initially I was quite confused as to why bluetooth beaconing is the answer, link below, rooms remote uses bluetooth

<https://support.microsoft.com/en-gb/office/use-a-room-remote-to-control-a-room-device-in-microsoft-teams-af126a46-4ad5-47b1-a449-e3c63952698e>

upvoted 4 times

 **Unify** 11 months, 1 week ago

Selected Answer: D

https://learn.microsoft.com/en-US/microsoftteams/rooms/rooms-manage?WT.mc_id=TeamsAdminCenterCSH

upvoted 4 times

You have a Microsoft 365 tenant that has Modern authentication enabled for all services. Multi-factor authentication (MFA) is enforced for all users.

You are deploying Microsoft Teams Rooms.

The first time you attempt to sign in to a Teams Rooms, you receive an error message indicating that the device cannot sign in to Teams.

You verify that Modern authentication is enabled in Teams Rooms.


What prevents you from signing in?

- A. Teams Rooms must be domain-joined first
- B. MFA is unsupported in Teams Rooms
- C. The Microsoft Authenticator app is not configured for the Teams Rooms account
- D. The Teams Rooms account is not licensed for Microsoft Intune

Correct Answer: B

Community vote distribution

B (100%)

  **dejvst** 6 months, 2 weeks ago

Selected Answer: B

B is correct answer. MFA is not supported for Teams Rooms phones and devices:
<https://learn.microsoft.com/en-us/microsoftteams/rooms/rooms-authentication>
upvoted 3 times

You have a Microsoft Teams deployment.

You plan to use a SkypeSettings.xml file to deploy Teams Rooms.

Which two actions can you perform in the file? Each correct answer presents a complete solution.

NOTE: Each correct selection is worth one point.

- A. Define the account sign-in credentials.
- B. Allow remote control from personal devices.
- C. Automatically accept proximity-based meeting invitations.
- D. Enable the default video camera.

Correct Answer: BC

Community vote distribution

AC (100%)

 **jtrott** Highly Voted 10 months, 3 weeks ago

Selected Answer: AC

From here: <https://learn.microsoft.com/en-us/microsoftteams/rooms/xml-config-file>
You can configure:

<UserAccount> Container for credentials parameters. The sign-in address, Exchange address, or email address are usually the same, such as RainierConf@contoso.com.

<Password> The password parameter is the same password used for the Skype for Business device account sign-in.

<AutoAcceptProximateMeetingInvitations> If true, proximity based meetings are automatically accepted. Disabled by default.

<AllowRoomRemoteEnabled> If true, room remote connections are allowed. Enabled by default.

This means that the correct answer is A and C, as B is already enabled by default.

You can set which device is the default video camera in the file also, but you cannot enable it.

upvoted 7 times

 **ivilalta** Most Recent 10 months, 2 weeks ago

Selected Answer: AC

I agree with jtrott, A and C.

upvoted 2 times

HOTSPOT -

You have a Microsoft Teams conference room named ConferenceRoom01.

You need to ensure that ConferenceRoom01 can be invited directly to third party online meetings by partner organizations.

How should you complete the PowerShell command? To answer, select the appropriate options in the answer area.

NOTE: Each correct selection is worth one point.

Answer Area

<div style="border: 1px solid black; padding: 2px;"> <div style="text-align: right; font-size: small;">▼</div> <p>Enable-CsMeetingRoom Set-CalendarProcessing Set-CsMeetingConfiguration Set-CsTeamsRoomVideoTeleConferencingPolicy</p> </div>	-Identity "ConferenceRoom01"	<div style="border: 1px solid black; padding: 2px;"> <div style="text-align: right; font-size: small;">▼</div> <p>-AutomateProcessing AutoAccept -PlaceExternalCalls Enabled -ProcessExternalMeetingMessages \$true -ReceiveExternalCalls Enabled</p> </div>
--	------------------------------	--

Correct Answer:


<div style="border: 1px solid black; padding: 2px;"> <div style="text-align: right; font-size: small;">▼</div> <p>Enable-CsMeetingRoom Set-CalendarProcessing Set-CsMeetingConfiguration Set-CsTeamsRoomVideoTeleConferencingPolicy</p> </div>	-Identity "ConferenceRoom01"	<div style="border: 1px solid black; padding: 2px;"> <div style="text-align: right; font-size: small;">▼</div> <p>-AutomateProcessing AutoAccept -PlaceExternalCalls Enabled -ProcessExternalMeetingMessages \$true -ReceiveExternalCalls Enabled</p> </div>
---	------------------------------	---

 **bikewun** 1 month, 1 week ago

Most of the questions here appeared in the exam, i wrote the exam today 31/05/2024 and passed with a score of 859. i want to say a very big thank you to all the contributors in this platform, most especially the discussion session really helped me.

Best wishes to those preparing to write there's.

upvoted 1 times

 **dejvst** 6 months, 1 week ago

Answer is correct. Example 8 from below article:


<https://learn.microsoft.com/en-us/powershell/module/exchange/set-calendarprocessing?view=exchange-ps>

upvoted 4 times

 **unbelievable** 9 months ago

FYI they're talking about Webex and Zoom meetings. So obviously you need to be able to read the body of the calendar invite to create the Join button ;)

upvoted 2 times

 **Vlado123** 9 months, 1 week ago

<https://learn.microsoft.com/en-us/microsoftteams/set-up-common-area-phones#:~:text=A%20common%20area%20phone%20is%20typically%20placed%20in%20an%20area%20like%20a%20lobby%20or%20another%20area%20that%20is%20available%20to%20many%20people%20to%20make%20a%20call%3A%20a%20reception%20area%2C%20lobby%2C%20o%20conference%20phone.%20Common%20area%20phones%20are%20signed%20in%20with%20accounts%20tied%20to%20a%20Microsoft%20ams%20Shared%20Devices%20license>

upvoted 1 times

You have a Microsoft Teams Phone deployment that contains common area phones located in a public lobby. You need to enable Advanced calling features on all the common area phones. What should you configure from the Microsoft Teams admin center?

- A. a customization policy
- B. a configuration profile
- C. a calling policy
- D. a policy package

Correct Answer: B

 **ServerBrain** 7 months, 3 weeks ago

Correct

<https://learn.microsoft.com/en-us/microsoftteams/set-up-common-area-phones#turn-on-advanced-calling-from-a-teams-phone-device>
upvoted 2 times

You have a Teams Phone deployment that uses Direct Routing and a legacy PBX. You need to leverage the PBX during outbound calls from a scheduled Teams meeting. What should you create?

- A. an Audio Conferencing policy
- B. an Audio Conferencing routing policy
- C. a meeting broadcast policy

Correct Answer: B

Community vote distribution

B (100%)

 **Unify** Highly Voted 11 months, 1 week ago

Selected Answer: B

To enable Teams meeting dial-out routing through Direct Routing to on-network users, you need to create and assign an Audio Conferencing routing policy called "OnlineAudioConferencingRoutingPolicy". <https://learn.microsoft.com/en-us/microsoftteams/audio-conferencing-on-network#enable-the-routing-of-teams-meeting-dial-out-calls-through-direct-routing>
upvoted 8 times

You have a Teams Phone deployment that contains a branch office.

You need to restrict toll bypass for a user based on the office in which the user is working during an inbound or outbound PSTN call.

What should you use?


- A. a voice routing policy
- B. Local Media Optimization
- C. Location-Based Routing
- D. dial plans
- E. a calling policy

Correct Answer: E

Community vote distribution

C (75%)

E (25%)

  **Marcos94** 2 months, 1 week ago

Selected Answer: C

C is correct.

<https://learn.microsoft.com/en-us/microsoftteams/location-based-routing-plan>

upvoted 2 times


  **alekio** 4 months ago

Calling policies include:

* Prevent toll bypass and send calls through the PSTN

Turning on this setting sends calls through the Public Switched Telephone Network (PSTN) and incur charges rather than sending them through the internet network and bypassing the tolls. This setting is off by default.

upvoted 1 times

  **Azazel993** 6 months, 2 weeks ago

The correct answer is C. Location-Based Routing (LBR).

Here's why LBR is the appropriate solution for this scenario:

Direct Control over Toll Bypass: LBR allows you to explicitly define which calls should be routed through the PSTN carrier based on the user's physical location, effectively restricting toll bypass for users in specific offices.

Geographical Accuracy: LBR utilizes IP address mapping to determine the user's location, ensuring accurate enforcement of toll bypass restriction

Compliance with Regulatory Requirements: In some regions, toll bypass restrictions are mandated by law. LBR can help ensure your organization adheres to these regulations.

upvoted 3 times

  **banderas** 7 months ago

C is correct: E is NOT correct since you do not have a relation to the location, just check the configuration settings of a call policy: You can only enable or disable Toll-Free PSTN calls, but there is NO relation to the LOCATION, which is needed in this described scenario.

upvoted 1 times

  **akarajput55** 7 months, 3 weeks ago

Selected Answer: C

Option E and C both are correct but will go with C. Since option E contains broader settings that can be modified i.e. within calling policy. Option C exactly describes the ask here.

upvoted 1 times

  **MTBGuy** 9 months, 1 week ago

Selected Answer: C

C is correct

upvoted 1 times

  **Vlado123** 9 months, 1 week ago



To enforce Location-Based Routing for specific users, set up the user's calling policy to prevent PSTN toll bypass. To do this, turn on the Prevent toll bypass setting in the calling policy

upvoted 1 times

  **randyruchira** 10 months, 2 weeks ago

E is correct.



upvoted 1 times

  **ivilalta** 10 months, 2 weeks ago

Selected Answer: C

C is the correct answer

upvoted 1 times

  **jtrott** 10 months, 3 weeks ago

Selected Answer: C

Correct answer should be C according to this page:



<https://learn.microsoft.com/en-us/microsoftteams/location-based-routing-plan>

"Overview

Location-Based Routing lets you restrict toll bypass for a user based on policy and the user's geographic location at the time of an inbound or outbound PSTN call."

Exactly matches the text of the question.

upvoted 4 times

  **Unify** 11 months, 1 week ago

Selected Answer: E

To enforce Location-Based Routing for specific users, set up the user's calling policy to prevent PSTN toll bypass. To do this, turn on the Prevent toll bypass setting in the calling policy. <https://learn.microsoft.com/en-us/microsoftteams/location-based-routing-enable#enable-location-based-routing-for-calling-policies>

upvoted 3 times

  **banderas** 7 months ago

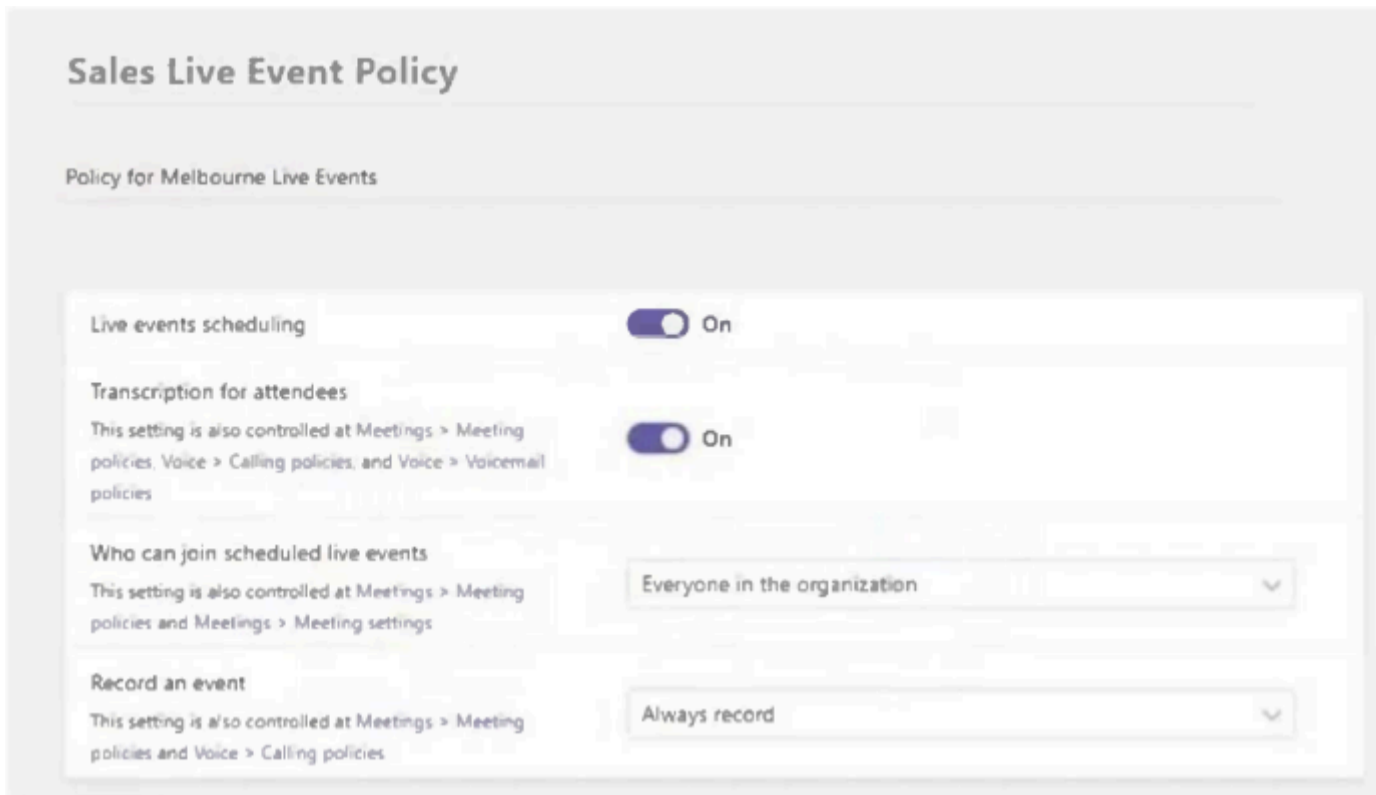
For this case, this is NOT correct !

upvoted 2 times

HOTSPOT -

You use Microsoft Teams live events.

You configure a live events policy as shown in the following exhibit.



Use the drop-down menus to select the answer choice that completes each statement based on the information presented in the graphic.

NOTE: Each correct selection is worth one point.

Answer Area

The policy will allow [answer choice] to join a live event

▼

only employees
employees and their guests only
employees, guests, and federated partners

Live events based on the policy will support [answer choice]

▼

attendee registration
presenter bios
subtitles in different languages

Answer Area

The policy will allow [answer choice] to join a live event

Correct Answer:

Live events based on the policy will support [answer choice]

▼

only employees
employees and their guests only
employees, guests, and federated partners

▼

attendee registration
presenter bios
subtitles in different languages

- Highly Voted
10 months, 2 weeks ago

The answer for the first question is "employees and guest only" (<https://learn.microsoft.com/en-us/MicrosoftTeams/teams-live-events/set-up-for-teams-live-events>)

upvoted 7 times
- Most Recent
6 months, 2 weeks ago

employees and guests as guests have a user account created in O365 AD

upvoted 2 times
- Unbelievable_Jeff
8 months, 3 weeks ago

Who can join scheduled live events:

Choose one of the following.

Everyone Users can create live events that everyone, including people outside your organization, can attend. This setting enables the Public permission type in Teams when a user schedules a live event.



People in my organization Users can create live events that people in your organization, including guests added to your organization, can attend.

Users can't create live events that are attended by anonymous users. This setting enables the Org-wide permission type in Teams when a user

schedules a live event.

Specific users or groups Users can create live events that only specific users or groups in your organization can attend. Users can't create live events that are attended by everyone in your organization or by anonymous users. This setting enables the People and groups permission type in Teams when a user schedules a live event.

upvoted 1 times

  **banderas** 7 months ago

ok, so this means that the given answer is wrong and must be:

employees and their guests only

upvoted 2 times

  **Vlado123** 10 months ago

Right, but maybe also federated partners

<https://learn.microsoft.com/en-us/microsoftteams/teams-live-events/set-up-for-teams-live-events>

upvoted 2 times

You have a global Teams Phone deployment that has local service numbers from multiple office.

You need to ensure that when the users at an office in Sydney create a Teams meeting invite, the invite displays a local conferencing number by default.

What should you do?

- A. Assign a local service number from the Sydney office to a resource account.
- B. Modify the global (org wide default) Audio Conferencing policy and assign a local service number from the Sydney office.
- C. Create a new caller ID policy and assign a local service number from the Sydney office.
- D. Create a new Audio Conferencing policy and assign a local service number from the Sydney office.

Correct Answer: D


Community vote distribution

D (75%)

B (25%)

 **Shredst0r** Highly Voted 9 months, 4 weeks ago

Should be answer D. They have multiple Offices and you don't want the Sydney conf number for all users, only for the Sydney users.
upvoted 6 times

 **Azazel993** Most Recent 6 months, 2 weeks ago

The correct answer is D. Create a new Audio Conferencing policy and assign a local service number from the Sydney office.

Here's why this approach is effective:

Targeted Control: Audio Conferencing policies allow you to manage conferencing settings for specific groups of users. By creating a separate policy for the Sydney office, you can ensure that users in that location receive a local conferencing number in their meeting invites without affecting users in other offices.

Default Number Assignment: The assigned conferencing number within an Audio Conferencing policy becomes the default number that appears in meeting invites for those users.

Flexibility and Customization: You can create multiple Audio Conferencing policies to cater to different locations or user groups, providing granular control over conferencing settings.

upvoted 2 times

 **theptr** 8 months ago

Selected Answer: D

Should be D


upvoted 1 times

 **becloudtech** 8 months, 3 weeks ago

Selected Answer: D

Cela devrait être la réponse D

upvoted 2 times

 **Vlado123** 10 months ago

Selected Answer: B

<https://learn.microsoft.com/en-us/microsoftteams/set-the-phone-numbers-included-on-invites-in-teams>

upvoted 1 times

 **banderas** 7 months ago

B is WRONG since you cannot specify local service numbers in the Default Audio conferencing policy

upvoted 3 times

 **Unbelievable_Jeff** 9 months, 2 weeks ago

You have a global Teams Phone deployment that has local service numbers from multiple office.

This is only in relation to the Sydney office, you would not need to make a change to the Global (Org-Wide default) Audio Conferencing policy

For me, the answer is D.

upvoted 2 times

DRAG DROP -

Your company plans hosts a Microsoft Teams live event for a specific group of people.

As part of the initial setup, you need to assign roles to event group members. The members must perform the following tasks:

Invite attendees -

Moderate Q&A -

Start and stop the live event -

What is the least privileged role that can perform each task? To answer drag the appropriate roles to the correct tasks. Each role may be used once, more than once, or not at all. You may need to drag the split bar between panes or scroll to view content.

NOTE: Each correct selection is worth one point.

Roles

- Attendee
- Organizer
- Presenter
- Producer

Answer Area

Invite attendees:

Moderate Q&A:

Start and stop the live event:

Correct Answer:

Answer Area

Invite attendees:

Moderate Q&A:

Start and stop the live event:

Unbelievable_Jeff 9 months ago

Correct - as per:

https://support.microsoft.com/en-us/office/get-started-with-microsoft-teams-live-events-d077fec2-a058-483e-9ab5-1494afda578a?ui=en-us&rs=en-us&ad=us#bkmk_roles
upvoted 3 times

You have a Microsoft Teams Phone deployment.

You need to configure users to include a toll free phone number as part of their meeting invites.

Which type of policy should you configure?

- A. voice routing
- B. audio conferencing
- C. customization
- D. meeting

Correct Answer: B

 **Unbelievable_Jeff** 9 months ago

Correct - as per:

<https://learn.microsoft.com/en-us/microsoftteams/audio-conferencing-toll-free-numbers-policy>
upvoted 3 times

Your company has an office in Atlanta.

The company has a Microsoft Teams Phone deployment that contains a toll-free phone number.

You notice that the Atlanta office has significantly high toll-free dial-in usage for meetings.

You need to disable the toll-free number for meetings organized by users in the Atlanta office.

Which type of policy should you configure from the Microsoft Teams admin center?

- A. meeting
- B. calling
- C. audio conferencing
- D. voice routing

Correct Answer: C

Community vote distribution

C (100%)

 **DeadUser** 6 months ago

Selected Answer: C

Correct:

<https://learn.microsoft.com/en-us/microsoftteams/disabling-toll-free-numbers-for-specific-teams-users#disabling-toll-free-numbers-for-specific-users>

upvoted 2 times

Your company has a Microsoft 365 E5 subscription that uses Microsoft Teams.

The company has a department named HR.

You need to ensure that when a user in the HR department creates a highly confidential meeting, a watermark is applied to the recording.


Which two actions should you perform? Each correct answer presents part of the solution.

NOTE: Each correct selection is worth one point.

- A. Assign a meeting policy for the HR department users.
- B. Assign a Microsoft Teams Premium license to the HR department users.
- C. Assign a customization policy for the HR department users.
- D. Assign an Azure Information Protection Premium P2 license to the HR department users.
- E. Assign a meeting template policy for the HR department users.
- F. Assign an Azure Active Directory Premium P2 license to the HR department users.

Correct Answer: DE

Community vote distribution



ivilalta Highly Voted 10 months, 2 weeks ago

Selected Answer: AB

Watermark requires a Teams Premium license and it is enabled in a Meeting Policy: https://learn.microsoft.com/en-US/microsoftteams/settings-policies-reference?WT.mc_id=TeamsAdminCenterCSH#watermark

upvoted 12 times

TekFreak81 Most Recent 5 months, 1 week ago

Selected Answer: AB

A & B - See Teams Admincenter

upvoted 1 times

TekFreak81 5 months, 3 weeks ago

Selected Answer: AB

I see it like ivilalta

upvoted 1 times

Nico282 5 months, 3 weeks ago

Selected Answer: AB

<https://learn.microsoft.com/en-us/microsoftteams/watermark-meeting-content-video>

upvoted 1 times

Azazel993 6 months, 2 weeks ago

The two actions you should perform are:

1. Assign a meeting policy for the HR department users (A)

Meeting policies allow you to configure various settings for Teams meetings, including recording options. You can create a specific policy for HR users that enables watermark recording as a default setting.

2. Assign an Azure Information Protection Premium P2 license to the HR department users (D)

While meeting policies enable recording watermarks, the actual watermarking functionality itself requires the Azure Information Protection Premium P2 license. This license unlocks full features for classifying and protecting sensitive information, including applying watermarks to Teams recordings.

Here's why the other options are not necessary:

B. Microsoft Teams Premium license: This license provides additional features like meeting rooms and live events, but it doesn't include Azure Information Protection capabilities for document and recording protection.

upvoted 2 times

Shiemgg 7 months ago

It's a poorly worded question. Watermark is a Premium feature, so definitely B

But you enable the ability to set a Watermark in a Meeting Policy, and then this is configured in a Meeting Template

https://learn.microsoft.com/en-US/microsoftteams/settings-policies-reference?WT.mc_id=TeamsAdminCenterCSH#watermark

'Watermarks can be displayed in Teams meetings both for content shared on screen and for attendee video. For watermarks to be available in templates and sensitivity labels, and to the meeting organizer, they must be enabled. These settings require a Teams Premium license.'

upvoted 2 times


  **banderas** 7 months ago

Answer B and D are definitely correct:

B: You need to have Teams Premium for water marks, that's a FACT

E: Since its explicitly written: ..highly confidential meeting.. we should create a "highly confidential" meeting template (which is included in the Teams Premium license). Other meetings are not affected.

upvoted 2 times

  **banderas** 6 months, 3 weeks ago

Answer B and E


upvoted 1 times

  **Arkt** 8 months, 1 week ago

Selected Answer: AB

<https://learn.microsoft.com/en-us/microsoftteams/watermark-meeting-content-video>

upvoted 3 times

  **Vlado123** 9 months, 1 week ago

<https://learn.microsoft.com/en-us/microsoftteams/watermark-meeting-content-video>

upvoted 2 times

  **Shredst0r** 9 months, 4 weeks ago

Selected Answer: BE

So you definitvely need Teams Premium that's why B is mandatory. Then I decided for E because it makes more sense to use a meeting template than just assigning a (random?) meeting policy. Answer A does not make sense the way it is formulated, that's why E should be correct.

upvoted 3 times

  **Vlado123** 10 months ago

AB

<https://learn.microsoft.com/en-us/microsoftteams/watermark-meeting-content-video>

upvoted 3 times

  **charlydin** 11 months ago

The right response is BE...watermark is part of Premium

upvoted 2 times

  **Kairox** 11 months ago

BE (Teams Premium License & Assign a meeting template policy)

upvoted 4 times

  **Unify** 11 months, 1 week ago

Selected Answer: A

https://learn.microsoft.com/en-US/microsoftteams/settings-policies-reference?WT.mc_id=TeamsAdminCenterCSH#watermark

upvoted 1 times

  **Unify** 11 months, 1 week ago

Selected Answer: B

Microsoft Teams Premium licensing: <https://learn.microsoft.com/en-us/microsoftteams/teams-add-on-licensing/licensing-enhance-teams#meetings-protection>

upvoted 2 times

  **ninjanaja** 11 months, 1 week ago

Selected Answer: BE

Watermark is available as part of Teams Premium

upvoted 3 times

You have a Microsoft Teams deployment.

You need to ensure that users can schedule meetings that have the following:

Presenter bios -

Attendee registration -

Registration management -

Which two types of policies should you configure? Each correct answer presents part of the solution.

NOTE: Each correct selection is worth one point.

- A. app permission policy
- B. meeting policy
- C. live events policy
- D. meeting template policy
- E. teams events policy
- F. customization policy

Correct Answer: BC

Community vote distribution

BE (100%)

 **jtrott** Highly Voted 10 months, 3 weeks ago


Selected Answer: BE

To control Presenter Bios, you need a webinar: <https://learn.microsoft.com/en-us/microsoftteams/enhanced-teams-experience#premium-events>
To setup a webinar, you need a Teams Events policy: <https://learn.microsoft.com/en-us/microsoftteams/set-up-webinars>
This is answer E.

To enable Attendee Registration, you need a Teams Meeting policy: <https://techcommunity.microsoft.com/t5/microsoft-teams/enable-require-registration-for-everyone/m-p/2416402>
This is answer B.

To enable Registration Management, you need a Teams Meeting policy: <https://learn.microsoft.com/en-us/microsoftteams/set-up-meeting-registration>
This is also answer B.

A live events policy: <https://learn.microsoft.com/en-us/microsoftteams/teams-live-events/set-up-for-teams-live-events>
Doesn't allow setting up of a Presenter Bios.
upvoted 6 times

 **Azazel993** Most Recent 6 months, 2 weeks ago

The two types of policies you should configure to enable the desired meeting features are:

1. Meeting Policy (B)

Meeting policies control various aspects of Teams meetings, including attendee registration and registration management. You can enable these features within a meeting policy and assign it to the relevant users.

2. Teams Events Policy (E)

Teams events policies specifically manage webinar-like experiences within Teams, including the ability to display presenter bios. By creating and assigning a Teams events policy, you can allow users to include presenter bios in their scheduled meetings.
upvoted 1 times

 **mungogrubb42** 10 months ago

Selected Answer: BE

Registration is a webinar feature, not live event
B and E
upvoted 3 times

 **ivilalta** 10 months, 2 weeks ago

Selected Answer: BE

Agree, B and E

upvoted 2 times

Question #44

Topic 1

Note: This question is part of a series of questions that present the same scenario. Each question in the series contains a unique solution that might meet the stated goals. Some question sets might have more than one correct solution, while others might not have a correct solution. After you answer a question in this section, you will NOT be able to return to it. As a result, these questions will not appear in the review screen. Your company uses configuration profiles to manage Microsoft Teams-certified IP phones. The Standard configuration profile is applied to the IP phones.

The help desk receives reports that several user phones fail to lock automatically after the timeout period.

You need to verify whether the configuration profile is applied to the problematic phones.

Solution: From Teams Devices in the Microsoft Teams admin center, you select Phones select the Configuration profiles tab, select the Standard Phone Policy, and select Assigned devices.

Does this meet the goal?

A. Yes

B. No

Correct Answer: B

Community vote distribution



Shameer_kolar **Highly Voted** 10 months, 1 week ago

The answer is correct, the option only will show the numbers of the devices which the selected configuration policy applied, but not which are the devices.

upvoted 7 times

TekFreak81 **Most Recent** 5 months, 4 weeks ago

Selected Answer: B

Only the number is shown, not which devices they are.

upvoted 2 times

ivilalta 10 months, 2 weeks ago

Selected Answer: A

In Configuration profiles tab there is a button to view the assigned devices to a configuration profile

upvoted 2 times

banderas 6 months, 3 weeks ago

Wrong -> check Shamere_kolars answer or do it yourself in the Teams Admin center

upvoted 1 times

Note: This question is part of a series of questions that present the same scenario. Each question in the series contains a unique solution that might meet the stated goals. Some question sets might have more than one correct solution, while others might not have a correct solution. After you answer a question in this section, you will NOT be able to return to it. As a result, these questions will not appear in the review screen. Your company uses configuration profiles to manage Microsoft Teams-certified IP phones. The Standard configuration profile is applied to the IP phones.

The help desk receives reports that several user phones fail to lock automatically after the timeout period.

You need to verify whether the configuration profile is applied to the problematic phones.



Solution: From Teams Devices in the Microsoft Teams admin center, you locate each affected phone and review the settings on the Details tab.

Does this meet the goal?

A. Yes

B. No

Correct Answer: B

  **Azazel993** 6 months, 2 weeks ago

The answer is B. No.

While the Details tab of a device in the Teams admin center does provide some information, it won't specifically display the assigned configuration profile or IP phone policy for that device.

To verify the policy assignment for IP phones, you'll need to:

Access Teams Admin Center: Go to the Teams admin center.

Navigate to IP Phone Policies: Navigate to Voice > IP Phone Policies.

Select Standard Phone Policy: Select the "Standard Phone Policy" that you want to review.

Review Assigned Users: Under the "Users" tab, you'll see a list of users to whom the policy is assigned.

Verify Device Assignment: For each problematic phone, check if the corresponding user is listed under the policy. If not, assign the policy to the user.

Alternatively, you can also view assigned policies directly on the IP phone itself, usually through its settings or configuration menu.

upvoted 2 times

Note: This question is part of a series of questions that present the same scenario. Each question in the series contains a unique solution that might meet the stated goals. Some question sets might have more than one correct solution, while others might not have a correct solution. After you answer a question in this section, you will NOT be able to return to it. As a result, these questions will not appear in the review screen. Your company uses configuration profiles to manage Microsoft Teams-certified IP phones. The Standard configuration profile is applied to the IP phones.

The help desk receives reports that several user phones fail to lock automatically after the timeout period.

You need to verify whether the configuration profile is applied to the problematic phones.

Solution: From Users in the Microsoft Teams admin center, you locate each affected user and review the settings on the Voice tab.

Does this meet the goal?

A. Yes

B. No

Correct Answer: B

  **witia** 2 months, 2 weeks ago

where in TAC you have "IP Phone Policies"?
upvoted 1 times

  **Azazel993** 6 months, 2 weeks ago

The answer is No.

While the Voice tab within a user's settings in the Teams admin center does display some voice-related settings, it won't specifically show the assigned IP phone policy for that user.

To correctly verify the policy assignment for IP phones, you'll need to follow these steps:

Access Teams Admin Center: Go to the Teams admin center.

Navigate to IP Phone Policies: Navigate to Voice > IP Phone Policies.

Select Standard Phone Policy: Select the "Standard Phone Policy" that you want to review.

Review Assigned Users: Under the "Users" tab, you'll find a list of users to whom the policy is assigned.

Verify Device Assignment: For each problematic phone, check if the corresponding user is listed under the policy. If not, assign the policy to the user.

upvoted 2 times

  **witia** 2 months, 2 weeks ago

where in TAC you have "IP Phone Policies"?
upvoted 1 times

Note: This question is part of a series of questions that present the same scenario. Each question in the series contains a unique solution that might meet the stated goals. Some question sets might have more than one correct solution, while others might not have a correct solution. After you answer a question in this section, you will NOT be able to return to it. As a result, these questions will not appear in the review screen. You are optimizing a network to better support voice and collaboration workloads in Microsoft Teams. When the users are at a specific corporate site, you need to prevent the users from adding video during calls. Solution: You run New-CsTeamsMeetingPolicy and set the -AllowIPVideo parameter to \$False. Does this meet the goal?

- A. Yes
- B. No

Correct Answer: B

  **Azazel993** 6 months, 2 weeks ago


The answer is No.

While the -AllowIPVideo parameter in New-CsTeamsMeetingPolicy does control video usage in Teams meetings, it applies to all meetings, not specific locations. Setting it to \$False would prevent video calls for those users everywhere, not just at the corporate site.
upvoted 3 times

Note: This question is part of a series of questions that present the same scenario. Each question in the series contains a unique solution that might meet the stated goals. Some question sets might have more than one correct solution, while others might not have a correct solution. After you answer a question in this section, you will NOT be able to return to it. As a result, these questions will not appear in the review screen. You are optimizing a network to better support voice and collaboration workloads in Microsoft Teams. When the users are at a specific corporate site, you need to prevent the users from adding video during calls. Solution: You run New-CsTeamsMeetingPolicy and set the -IPVideoMode parameter to DISABLED. Does this meet the goal?

- A. Yes
- B. No

Correct Answer: B

  **Azazel993** 6 months, 2 weeks ago

The answer is B. No.

While the -IPVideoMode parameter in New-CsTeamsMeetingPolicy does control video usage in Teams meetings, setting it to DISABLED would universally disable video for all calls, regardless of location. This solution doesn't meet the goal of restricting video only at a specific corporate site.
upvoted 2 times

Note: This question is part of a series of questions that present the same scenario. Each question in the series contains a unique solution that might meet the stated goals. Some question sets might have more than one correct solution, while others might not have a correct solution. After you answer a question in this section, you will NOT be able to return to it. As a result, these questions will not appear in the review screen.

You are optimizing a network to better support voice and collaboration workloads in Microsoft Teams.

When the users are at a specific corporate site, you need to prevent the users from adding video during calls.

Solution: You run `New-CsTeamsNetworkRoamingPolicy` and set the `-AllowIPVideo` parameter to `$False`.

Does this meet the goal?

- A. Yes
- B. No

Correct Answer: A

  **Azazel993** 6 months, 2 weeks ago

The answer is A. Yes.

In this specific scenario, using `New-CsTeamsNetworkRoamingPolicy` with `-AllowIPVideo` set to `$False` is an appropriate solution to meet the goal of preventing video calls when users roam at the specified corporate site. Here's why:

Network Roaming Focus: This cmdlet is specifically designed to manage Teams features during network transitions, making it suitable for the roaming aspect of the requirement.

Site-Specific Restriction: Network roaming policies can be assigned to specific network sites, ensuring the video restriction applies only when users roam within the designated corporate site.

Dynamic Adjustment: The policy dynamically adjusts video settings based on the user's network location, effectively disabling video when they're at the restricted site and allowing it when they're elsewhere.

upvoted 2 times

HOTSPOT -

You have a Microsoft Teams Phone deployment that contains a user named User1.

A company policy states that all users must have voicemail configured so that callers can record a message or be transferred to reception.

You need to verify the voicemail configuration of User1 to ensure that it meets the requirements of the company policy.

How should you complete the command? To answer select the appropriate options in the answer area.

NOTE: Each correct selection is worth one point.

Answer Area

-identity luser1@contoso.com | Select displayname,

<ul style="list-style-type: none"> Get-CsOnlineUser Get-CsOnlineVoicemailPolicy Get-CsOnlineVoicemailUserSettings Get-CsUserCallingSettings 	<ul style="list-style-type: none"> ForwardingTarget ForwardingTargetType TransferTarget UnansweredTarget
---	--

Correct Answer:

-identity luser1@contoso.com | Select displayname,

<ul style="list-style-type: none"> Get-CsOnlineUser Get-CsOnlineVoicemailPolicy Get-CsOnlineVoicemailUserSettings Get-CsUserCallingSettings 	<ul style="list-style-type: none"> ForwardingTarget ForwardingTargetType TransferTarget UnansweredTarget
--	---

jtrott Highly Voted 10 months, 3 weeks ago

The correct solution is to return the ForwardingTargetType value, as the ForwardingTarget is blank when configured for voicemail:
<https://learn.microsoft.com/en-us/powershell/module/teams/get-csusercallingsettings?view=teams-ps#example-1>
 upvoted 12 times

banderas 7 months ago
 Agree and also checked the PS cmdlet help
 upvoted 1 times

afed83e Most Recent 2 months, 1 week ago
 Hi guys,

I have MS Teams phone implemented in my company, so I recreated this scenario by creating a reception AA and "Voice Application Policy".

The only command that generated output relative to this question is "Get-CsOnlineVoicemailUserSettings --> TransferTarget. The TransferTarget field displayed the AA's ID.

The ForwardingType, ForwardingTargetType, and UnansweredTarget fields with the other commands were blank.
 upvoted 1 times

Nico282 5 months, 3 weeks ago
 Get-CsUserCallingSettings -> ForwardingTargetType

Ref: <https://learn.microsoft.com/en-us/powershell/module/teams/get-csusercallingsettings?view=teams-ps>

ForwardingTarget is empty for voicemail and other configurations.

Get-CsOnlineVoicemailUserSettings shows the configuration for the voicemail, even if it is disabled.

Get-CsOnlineVoicemailPolicy shows the general policies for voicemail (transcription, profanity filter, recording length), not if it is enabled
 upvoted 1 times

gbabes 6 months ago

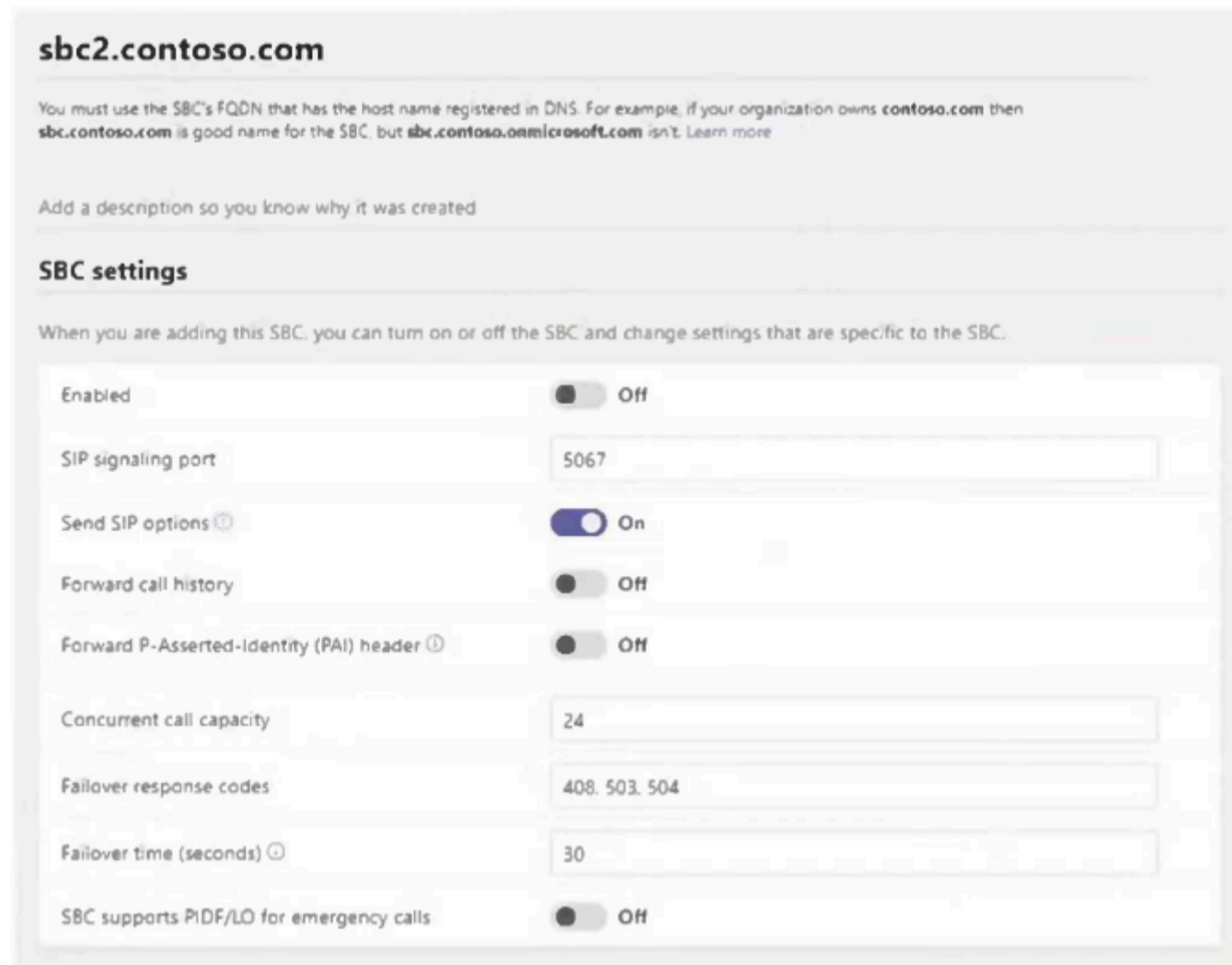
The answer could be (based on <https://learn.microsoft.com/en-us/microsoftteams/manage-voicemail-settings>) Get-CsOnlineVoicemailUserSettings cmdlet which uses -TransferTarget (and -CallAnswerRule VoicemailWithTransferOption which fits the scenario of the question)
 upvoted 3 times

Arkt 8 months, 1 week ago

I believe it should be UnansweredTarget as the scenario is not about Forwarding
 upvoted 1 times

HOTSPOT -

You have a Teams Phone deployment that contains a Session Border Controller (SBC) named SBC1. You deploy a second SBC named SBC2 that is configured as shown in the following exhibit.



You discover that SBC2 fails to receive SIP Options packets from Microsoft SIP gateways and you notice that calls take a long time to connect. Use the drop down menus to select the answer choice that completes each statement based on the information presented in the graphic. NOTE: Each correct selection is worth one point.

Answer Area

SIP options are NOT received because [answer choice]

▼

SBC2 is disabled
 PIDF/LO is disabled
 SBC2 does NOT support PAI
 a failover response code of 200 must be set

Calls take a long time to connect because [answer choice]

▼

PIDF/LO is disabled
 the calls fail over to SBC1
 SBC2 does NOT support PAI
 a failover response code of 200 must be set

Answer Area

SIP options are NOT received because [answer choice]

▼

SBC2 is disabled
 PIDF/LO is disabled
 SBC2 does NOT support PAI
 a failover response code of 200 must be set

Correct Answer:

Calls take a long time to connect because [answer choice]

▼

PIDF/LO is disabled
the calls fail over to SBC1
 SBC2 does NOT support PAI
 a failover response code of 200 must be set

Turkeren42 5 months, 3 weeks ago
 it is the correct answer

upvoted 3 times

  **yoyoyo99** 5 months, 3 weeks ago

Someone please tell me the correct answer.

upvoted 1 times



HOTSPOT -

You have a Microsoft Teams Phone deployment.

You need to ensure that incoming calls to a user are forwarded to a phone number of +15552224190 if the calls are NOT answered within 20 seconds.

How should you complete the PowerShell script? To answer, select the appropriate options in the answer area.

NOTE: Each correct selection is worth one point.

Answer Area

```
$Upn = (Get-CsOnlineVoiceUser)
```

▼

- Grant-CsDialoutPolicy
- Grant-CsIPPhonePolicy
- Grant-CsOnlineVoiceRoutingPolicy
- Set-CsOnlineAudioConferencingRoutingPolicy

```
-Identity $upn -UnansweredTarget "+15552224190"
```

```
-UnansweredDelay "00:00:20" -IsUnansweredEnabled $true
```

▼

- SingleTarget
- ManageSettings
- PhoneNumberType
- UnansweredTargetType

```
SingleTarget
```

```
-ManageSettings
-PhoneNumberType
-UnansweredTargetType
```

Correct Answer:

Answer Area

```
$Upn = (Get-CsOnlineVoiceUser)
```

▼

- Grant-CsDialoutPolicy
- Grant-CsIPPhonePolicy
- Grant-CsOnlineVoiceRoutingPolicy
- Set-CsOnlineAudioConferencingRoutingPolicy

```
-Identity $upn -UnansweredTarget "+15552224190"
```

```
-UnansweredDelay "00:00:20" -IsUnansweredEnabled $true
```

▼

- SingleTarget
- ManageSettings
- PhoneNumberType
- UnansweredTargetType

 **akundru3453238** Highly Voted 11 months ago


I think it should be Set-CsUserCallingSettings
upvoted 11 times

 **df663ec** Most Recent 4 days, 4 hours ago

What is the correct answer for this question?
upvoted 1 times

 **banderas** 7 months ago

Definitely it should be Set-CsUserCallingSettings. Just have the look at the Microsoft learn page for explanation. All other CMDlets do not make a sense here.
upvoted 1 times

 **Vlado123** 10 months ago

True, Set-CsUserCallingSettings
<https://learn.microsoft.com/en-us/powershell/module/teams/set-csusercallingsettings?view=teams-ps>
upvoted 3 times

 **Unify** 10 months, 3 weeks ago

it should be Set-CsUserCallingSettings
upvoted 4 times

 **charlydin** 10 months, 4 weeks ago

Grant-CsOnlineVoiceRoutingPolicy should be
upvoted 2 times

 **unbelievable** 8 months, 3 weeks ago

That is not possible as OnlineVoiceRoutingPolicy does not contain those parameters
upvoted 4 times

HOTSPOT -

You have a Microsoft Teams Phone deployment.

You are implementing dynamic emergency calling.

You need to define a network topology for the implementation.

How should you complete the PowerShell script? To answer, select the appropriate options in the answer area.

NOTE: Each correct selection is worth one point.

Answer Area

New-CsTenantNetworkRegion -NetworkRegionID "US"

-NetworkSiteID "OH1" -NetworkRegionID "US"

New-CsOnlineLisLocation
New-CsTenantNetworkSite
New-CsTenantNetworkSubnet
New-CsTenantTrustedIPAddress

"10.10.0.0" -MaskBits "22" -NetworkSiteID "OH1"

New-CsOnlineLisLocation
New-CsTenantNetworkSite
New-CsTenantNetworkSubnet
New-CsTenantTrustedIPAddress

-IPAddress
 -SiteAddress
 -SubnetID

Correct Answer:

Answer Area

New-CsTenantNetworkRegion -NetworkRegionID "US"

-NetworkSiteID "OH1" -NetworkRegionID "US"

New-CsTenantNetworkSite
 New-CsTenantNetworkSubnet
 New-CsTenantTrustedIPAddress

"10.10.0.0" -MaskBits "22" -NetworkSiteID "OH1"

-IPAddress
 -SiteAddress
 -SubnetID

Jo696 Highly Voted 10 months, 1 week ago

Seems correct

<https://learn.microsoft.com/en-us/microsoftteams/manage-your-network-topology>

upvoted 7 times

Note: This question is part of a series of questions that present the same scenario. Each question in the series contains a unique solution that might meet the stated goals. Some question sets might have more than one correct solution, while others might not have a correct solution. After you answer a question in this section, you will NOT be able to return to it. As a result, these questions will not appear in the review screen. Your company uses configuration profiles to manage Microsoft Teams-certified IP phones. The Standard configuration profile is applied to the IP phones.

The help desk receives reports that several user phones fail to lock automatically after the timeout period.

You need to verify whether the configuration profile is applied to the problematic phones.

Solution: From Devices in the Microsoft Teams admin center, you select Phones, find the reported phones, and review the Configuration profile column.

Does this meet the goal?

- A. Yes
- B. No

Correct Answer: A

 **unbelievable** 8 months, 4 weeks ago

Question #44 gives the same Solution, just worded differently. Both solutions are correct.
TAC (Teams Admin Center) > Devices > Phones > Check Configuration Profile on reported phones
upvoted 2 times

Note: This question is part of a series of questions that present the same scenario. Each question in the series contains a unique solution that might meet the stated goals. Some question sets might have more than one correct solution, while others might not have a correct solution. After you answer a question in this section, you will NOT be able to return to it. As a result, these questions will not appear in the review screen.

You are optimizing a network to better support voice and collaboration workloads in Microsoft Teams.

When the users are at a specific corporate site, you need to prevent the users from adding video during calls.

Solution: You run New-CsTeamsMeetingPolicy and set the -MediaBitRateKb parameter to 1.

Does this meet the goal?

- A. Yes
- B. No

Correct Answer: B

 **Azazel993** 6 months, 2 weeks ago

The answer is B. No.

Setting the -MediaBitRateKb parameter to 1 in New-CsTeamsMeetingPolicy does not prevent users from adding video during calls. It merely restricts the video quality to a very low bitrate, making the video extremely blurry and pixelated. Users could still initiate and participate in video calls, albeit with degraded quality.

upvoted 2 times

 **unbelievable** 8 months, 3 weeks ago

This command is related to "Meetings" and not "specific site" as noted in the question. Answer should be 'No' because you need to apply at the site-level.

"The CsTeamsMeetingPolicy cmdlets enable administrators to control the type of meetings that users can create or the features that they can access while in a meeting. It also helps determine how meetings deal with anonymous or external users."

upvoted 2 times

 **Unbelievable_Jeff** 9 months ago

I believe for this to be correct, a roaming policy would need to be applied for when the user is at a specific location.

upvoted 1 times

You are adding new sites to your company.

The reporting team needs location-based reports in Microsoft Power BI that include the subnet information of the new sites.

You need to add the information to Microsoft Teams.

What should you do?

- A. From the Microsoft Teams admin center, add the subnets to the Network planner.
- B. From the Microsoft Call Quality Dashboard, upload tenant data.
- C. From the Microsoft Teams admin center, define a network topology.
- D. From the Microsoft Teams admin center, define a network subnet.

Correct Answer: C


Community vote distribution

B (100%)

 **Arkt** Highly Voted 8 months, 1 week ago

Selected Answer: B

The answer is B. <https://learn.microsoft.com/en-us/microsoftteams/cqd-data-and-reports#tenant-data-information>
Location-Enhanced Reports Shows quality trends based on location information. This report appears only if you've uploaded your tenant data.
upvoted 5 times

 **Azazel993** Most Recent 6 months, 2 weeks ago

The answer is C. From the Microsoft Teams admin center, define a network topology.

Here's how to do it:

Access Teams Admin Center: Go to the Microsoft Teams admin center.

Navigate to Network Topology: Select Locations > Network topology.

Add Network Site: Click on Add.

Provide Site Details: Enter a descriptive name for the new site and select the appropriate region.

Assign Subnets: Under Subnets, click Add subnets and specify the IP address ranges for the site.

Save Changes: Click Apply to save the configuration.

By defining the network topology and associating subnets with specific sites, you enable location-based reporting in Power BI. This allows the reporting team to generate reports that accurately reflect network usage and performance for each site, including the newly added ones.

upvoted 2 times

 **garymegian0996** 8 months ago

Selected Answer: B

Tenant data is a prerequisite.

upvoted 2 times

You are selecting devices for use in conference rooms. The conference rooms must support two front of room displays.

Which two types of devices meet the requirements? Each correct answer presents a complete solution.

NOTE: Each correct selection is worth one point.

- A. Microsoft Teams audio conference phones
- B. Microsoft Teams displays
- C. Microsoft Teams Rooms on Windows
- D. Microsoft Teams Rooms on Android


Correct Answer: *CD*

  **Nico282** 5 months, 3 weeks ago

Correct. Conference phones and Teams displays do not support additional front of room displays.
upvoted 1 times

You have a Teams Phone deployment.

When you review the Server - Client summary reports in Teams, you discover that Wired Inside data is unavailable as shown in the following exhibit.



Wired Inside

Wired Inside Monthly Trend

No data available.

Daily Trend

No data available.

You need to review the monthly and daily trends in the reports.

What should you do?

- A. From the Microsoft Teams admin center, configure the network topology.
- B. From the Microsoft Teams admin center, upload reporting labels.
- C. From the Microsoft Call Quality Dashboard, upload the Building data file.
- D. From the Microsoft Call Quality Dashboard, upload the Endpoint data file.

Correct Answer: D

Community vote distribution

C (100%)

Arkt Highly Voted 8 months, 1 week ago

Selected Answer: C

<https://learn.microsoft.com/en-us/microsoftteams/cqd-upload-tenant-building-data#endpoint-data-file>. Endpoint data file does not include data whether device is inside or outside, but tenant building information has it

upvoted 5 times

dejvst Most Recent 6 months, 2 weeks ago

Selected Answer: C

I think C is correct.

upvoted 3 times

You have a Microsoft Teams deployment.

You have the users shown in the following table.

Name	Licensed for
User1	Microsoft 365 E5
User2	Microsoft 365 E3, Microsoft Teams Premium
User3	Microsoft 365 E5, Microsoft Teams Rooms Pro

You need to identify which users meet the following requirements:

- Can assign watermarks to meetings.
- Can configure end-to-end meeting encryption.

Which users should you identify?

- A. User1 only
- B. User2 only
- C. User3 only
- D. User2 and User3 only
- E. User1, User2, and User3

Correct Answer: B

  **banderas** 7 months ago

Answer B is correct.

A is wrong since you need to have Premium license for using watermarks

C is wrong since this is a resource account

D and E are wrong, see above

upvoted 1 times

You have a Microsoft Teams deployment.

A user named User1 plans to host a live event.

You create a new meeting policy and set Screen sharing mode to Entire screen.

You need to complete the meeting policy configuration to ensure that User1 can host the live event.

Which two settings should you set to On? Each correct answer presents part of the solution.

NOTE: Each correct selection is worth one point.

- A. Local broadcasting
- B. Private meeting scheduling
- C. Meet now in private meetings
- D. Whiteboard
- E. IP video

Correct Answer: *BE*

 **Jacobo12** 4 months, 2 weeks ago

correct B and E :

Private meeting scheduling in Teams enabled (The TeamsMeetingPolicy -AllowPrivateMeetingScheduling parameter = True).

Video sharing enabled in Teams meetings (The TeamsMeetingPolicy -AllowIPVideo parameter = True).

upvoted 2 times

 **banderas** 7 months ago

I think that this question or answers are not correct since it mixes 2 type of things: The user wants to host a LIVE EVENT, so this means that the user MUST have a live events policy assigned, which I do not see here as an option.

upvoted 3 times

You have a Microsoft Teams deployment and an existing telephony solution that provides PSTN capability to on-premises third-party PBX systems in two separate locations.

You need to implement a redundant PSTN solution for Microsoft Teams Phone. The solution must use the existing telephony carrier services. The solution must ensure that outbound calls can be made if a component fails.

Which three components should you implement? Each correct answer presents part of the solution.

NOTE: Each correct selection is worth one point.

- A. calling policies
- B. PSTN usages
- C. tenant dial plans
- D. voice routing policies
- E. highly available Session Border Controllers (SBCs)

Correct Answer: *BDE*

 **banderas** 7 months ago

Answer is correct
upvoted 1 times

DRAG DROP

-

Your company has a Microsoft Teams deployment and the following departments:

- Sales
- Marketing

You need to recommend a licensing strategy that meets the following requirements:

- The sales department must be able to prevent meeting attendees from copying and pasting in meeting chats.
- The marketing department must be able to customize meeting templates.
- The solution must minimize costs.

What should you recommend for each department? To answer, drag the appropriate licenses to the correct departments. Each license may be used once, more than once, or not at all. You may need to drag the split bar between panes or scroll to view content.

NOTE: Each correct selection is worth one point.

Licenses

Microsoft Teams Essentials

Microsoft Teams Premium

Microsoft Teams Rooms Basic

Answer Area

Marketing:


Sales:

Correct Answer:

Answer Area

Marketing: Microsoft Teams Premium

Sales: Microsoft Teams Premium

 **dejvst** 6 months, 1 week ago

Answer is correct:

<https://support.microsoft.com/en-us/office/meeting-options-in-microsoft-teams-53261366-dbd5-45f9-aae9-a70e6354f88e#:~:text=In%20Teams%20Premium%2C%20turn%20the,link%20won't%20be%20available.>

upvoted 2 times

HOTSPOT

You are deploying Microsoft Teams Calling Plans to three users as shown in the following table.

Name	License	Phone number	Reported issue
User1	Office 365 E3 Microsoft Teams Phone Standard Microsoft 365 Domestic Calling Plan	Unassigned	There is no dial pad in the Teams client.
User2	Office 365 E5 Microsoft 365 Domestic Calling Plan	Assigned	The user cannot dial four-digit numbers but can dial E.164 numbers.
User3	Office 365 E3 Microsoft 365 Domestic Calling Plan	Assigned	The dial pad in the Teams client recently disappeared.

You need to resolve the issues.

What should you assign to each user? To answer, select the appropriate options in the answer area.

NOTE: Each correct selection is worth one point.

Answer Area

User1:

- A calling policy
- A dial plan
- A Microsoft 365 Domestic Calling Plan license
- A Microsoft Teams Phone Standard license
- A phone number
- An OnPremLineURI value

User2:

- A calling policy
- A dial plan
- A Microsoft 365 Domestic Calling Plan license
- A Microsoft Teams Phone Standard license
- A phone number
- An OnPremLineURI value

User3:

- A calling policy
- A dial plan
- A Microsoft 365 Domestic Calling Plan license
- A Microsoft Teams Phone Standard license
- A phone number
- An OnPremLineURI value

Answer Area

User1:

A calling policy

A dial plan

A Microsoft 365 Domestic Calling Plan license

A Microsoft Teams Phone Standard license

A phone number

An OnPremLineURI value

User2:

A calling policy

A dial plan

A Microsoft 365 Domestic Calling Plan license

A Microsoft Teams Phone Standard license

A phone number

An OnPremLineURI value

Correct Answer:

User3:

A calling policy


A dial plan


A Microsoft 365 Domestic Calling Plan license


A Microsoft Teams Phone Standard license


A phone number


An OnPremLineURI value

 **VSARAVAN** Highly Voted 8 months, 2 weeks ago
a phone number, dial plan and team phone standard lic
upvoted 16 times

 **mav2124** 8 months, 1 week ago
Agreed
upvoted 1 times

 **darkesfinge** Highly Voted 7 months, 3 weeks ago
1. Phone number
2. Dial Plan
3. Phone System Standard
upvoted 8 times

 **df663ec** Most Recent 3 weeks, 1 day ago
The answers are wrong:
User 1: should have a phone number.
User2: A dial plan
User3:A Microsoft Teams Standard Phone.
upvoted 1 times

 **TekFreak81** 5 months, 3 weeks ago
I see it the same:
1. Phone number
2. Dial Plan
3. Phone System Standard
upvoted 2 times

You have a Microsoft Teams Phone deployment.

You have a PBX that connects to the PSTN by using an E1/T1 Primary Rate Interface (PRI).

You plan to migrate to Direct Routing by using the existing PSTN services.

What should you install upstream of the PBX?

- A. a virtual Session Border Controller (SBC)
- B. an FXO SIP Analog Telephony Adapter (ATA)
- C. a physical Session Border Controller (SBC)
- D. a Session Border Controller (SBC) in Azure

Correct Answer: C

 **Nico282** 5 months, 3 weeks ago

All other things being equal, a virtual SBC (whether hosted in Azure or not) or physical SBC is required for Direct Routing. But as far as I know, the only SBC's that are available with PRI interfaces (as opposed to SIP trunking) are physical. An ATA FXO SIP interface may or may not be required, depending on the specific SBC, but an SBC is certainly required. Therefore C is indeed the best answer IMO.

upvoted 2 times

You are deploying Microsoft Teams Phone.

You have offices in the United States, the United Kingdom, Brazil, India, and China.

You will use Direct Routing for all the locations.

You need to create a network topology for roaming bandwidth policies.

Which two actions should you perform? Each correct answer presents part of the solution.

NOTE: Each correct selection is worth one point.

- A. Create a network site.
- B. Implement dynamic emergency calling with Presence Information Data Format Location Object (PIDF-LO).
- C. Add the Teams client public IP addresses to the Trusted IPs list.
- D. Set Preferred country or region for media traffic for the Session Border Controller (SBC).
- E. From the Microsoft 365 admin center, assign a usage location.

Correct Answer: AC

 **dejvst** 6 months ago

Answer seems OK:

<https://www.myteamlab.com/2023/03/microsoft-teams-location-based.html>

upvoted 2 times

You need to provide Microsoft Teams users with the ability to perform PSTN calling through a Session Border Controller (SBC).

Which licenses can you assign to achieve the goal?

- A. Microsoft 365 E5 or Office 365 E5
- B. Office 365 E3 or Office 365 E5
- C. Microsoft 365 E3 or Microsoft 365 E5
- D. Office 365 E3 or Microsoft 365 E3

Correct Answer: D

Community vote distribution

A (100%)

VSARAVAN Highly Voted 8 months, 2 weeks ago

Selected Answer: A

it should be e5
upvoted 8 times

PLiu66 Most Recent 6 months ago

A is correct. - We need 'Phone System'.

<https://teams-phone.com/microsoft-365-licenses-required-for-telephony-on-microsoft-teams>

> Office 365 E5 and Microsoft 365 E5 subscriptions include the Phone System and Audio-conferencing add-ons which allow you to switch to telephony at no additional cost.

> Office 365 E1, Office 365 E3 and Microsoft 365 E3 subscriptions require at least the Phone System add-on to use telephony on Teams.

upvoted 2 times

dejvst 6 months, 1 week ago

Selected Answer: A

A is correct
upvoted 1 times

Azazel993 6 months, 2 weeks ago

he answer is C. Microsoft 365 E3 or Microsoft 365 E5.

Here's a breakdown of why these licenses are required for PSTN calling with an SBC:

PSTN Calling Capabilities: Both Microsoft 365 E3 and E5 include the Phone System add-on, which provides the essential features for making and receiving calls to and from the public switched telephone network (PSTN).

SBC Integration: These licenses also support the integration of a Session Border Controller (SBC), a crucial device that manages calls between Teams and the PSTN, ensuring security and interoperability.

Other Licenses Lack Phone System: While Office 365 E3 and E5 may include some communication features, they don't provide the full Phone System capabilities required for PSTN calling with an SBC.

upvoted 1 times

Nico282 5 months, 3 weeks ago

Microsoft 365 E3 does not include the Phone System license, you need it as an add-on.

upvoted 3 times

darkesfinge 7 months, 3 weeks ago

La respuesta es la "A", solos las licencias de Office 365 E5 y M 365 E5 incluyen el addon de Phone System Standard

upvoted 1 times

PrzemoPrzemo 7 months, 3 weeks ago

Selected Answer: A

As per: <https://www.call2teams.com/blog/microsoft-teams-phone-licensing-explained/>

upvoted 1 times

ServerBrain 7 months, 3 weeks ago


C. Microsoft 365 E3 or Microsoft 365 E5

upvoted 1 times

banderas 7 months ago

the e3 does not include the phone system license, which is needed, so C is wrong

upvoted 2 times

 **theptr** 8 months, 1 week ago

Selected Answer: A

E5 in my opinion
upvoted 2 times

Question #67

Topic 1

HOTSPOT

You have a Microsoft Teams deployment.

Currently, all meeting invites only display in English.

You need to ensure that join information for the meeting invites display in both English and Spanish.

How should you complete the PowerShell command? To answer, select the appropriate options in the answer area.

NOTE: Each correct selection is worth one point.

Answer Area

Set-CsApplicationMeetingConfiguration
Set-CsTeamsMeetingBroadcastPolicy
Set-CsTeamsMeetingConfiguration
Set-CsTeamsMeetingPolicy

-Identity "Global"

-AllowTranscription
-LiveInterpretationEnabledType
-MeetingInviteLanguages
-SpeakerAttributionMode

"en-US,es-MX"

Correct Answer:

Set-CsApplicationMeetingConfiguration
Set-CsTeamsMeetingBroadcastPolicy
Set-CsTeamsMeetingConfiguration
Set-CsTeamsMeetingPolicy

-Identity "Global"

-AllowTranscription
-LiveInterpretationEnabledType
-MeetingInviteLanguages
-SpeakerAttributionMode

"en-US,es-MX"

 **garymegian0996** 8 months, 1 week ago

The selected answer is correct : <https://learn.microsoft.com/en-us/powershell/module/skype/set-csteamsmeetingpolicy?view=skype-ps#-meetinginvitelanguages:~:text=False,-%2DMeetingInviteLanguages,-Controls%20how%20the>
upvoted 2 times

DRAG DROP

Your company has a Microsoft Teams deployment.

You have two users that have event group responsibilities as shown in the following table.

Name	Responsibility
User1	<ul style="list-style-type: none">Control which shared video or content stream is active during a live event.Start and stop a live event.Share their own video.
User2	<ul style="list-style-type: none">Set the attendee permissions.Configure moderated Q&A.Invite attendees.

The company plans to run a live event for an upcoming product meeting.

Which role should you assign to User1 and User2 to manage the live event? To answer, drag the appropriate roles to the correct users. Each role may be used once, more than once, or not at all. You may need to drag the split bar between panes or scroll to view content.

NOTE: Each correct selection is worth one point.

Roles

Organizer

Presenter

Producer

Answer Area

User1:

User2:

Correct Answer:


Answer Area

User1:

Producer

User2:

Organizer

 **dejvst** 6 months, 1 week ago

The answer is correct:

<https://support.microsoft.com/en-us/office/get-started-with-microsoft-teams-live-events-d077fec2-a058-483e-9ab5-1494afda578a>

upvoted 3 times

Your company uses Microsoft Teams live events for online employee training sessions.

During the last live event, there were 100 attendees in a remote office. The attendees reported connectivity issues.

You discover that the internet connection at the remote office was saturated.

You need to minimize the impact of live events on the internet links of the remote office.

What should you do?

- A. Configure a video distribution provider eCDN.
- B. Configure Quality of Service (QoS).
- C. From Meeting policies, modify Media bit rate (KBs).
- D. Configure a network roaming policy.

Correct Answer: A

Community vote distribution

A (100%)

  **Azazel993** 6 months, 2 weeks ago

The best solution to minimize the impact of live events on the internet link of the remote office is:

A. Configure a video distribution provider eCDN (Enterprise Content Delivery Network)
upvoted 2 times

  **banderas** 6 months, 4 weeks ago

A is correct. QoS is wrong since it can only be used inside the company network.
upvoted 2 times

  **Arkt** 8 months, 1 week ago

Selected Answer: A

<https://learn.microsoft.com/en-us/ecdn/intro>
upvoted 3 times

HOTSPOT

You have a Microsoft 365 E5 subscription that uses Teams.

You discover that the Conference Bridge list contains two dial-in phone numbers for an office in Calgary. One of the dial-in phone numbers is +14035554321 and is configured as a secondary number for the Calgary office. The number is NOT set as the default.

You need to remove +14035554321 from the list.

How should you complete the command? To answer, select the appropriate options in the answer area.

NOTE: Each correct selection is worth one point.

Answer Area

Remove-CsOnlineDialInConferencingTenantSettings
Set-CsOnlineDialInConferencingServiceNumber
Set-CsOnlineDialInConferencingTenantSettings
Unregister-CsOnlineDialInConferencingServiceNumber

-BridgeID \$BridgeID

-Identity
-FromNumber
-RemoveDefaultServiceNumber
-IncludeTollFreeNumberInMeetingInvites

14035554321

Correct Answer:

Remove-CsOnlineDialInConferencingTenantSettings
Set-CsOnlineDialInConferencingServiceNumber
Set-CsOnlineDialInConferencingTenantSettings
Unregister-CsOnlineDialInConferencingServiceNumber

-BridgeID \$BridgeID

-Identity
-FromNumber
-RemoveDefaultServiceNumber
-IncludeTollFreeNumberInMeetingInvites

14035554321

 **DeadUser** 5 months, 3 weeks ago

The answer provided seems correct:

<https://learn.microsoft.com/en-us/microsoftteams/change-the-phone-numbers-on-your-audio-conferencing-bridge#step-3---unassign-the-old-phone-number-from-the-audio-conferencing-bridge>

As the aim is not to remove the default service number but an old phone number from the audio conferencing bridge, the command should be:

```
Unregister-CsOnlineDialInConferencingServiceNumber -BridgeID $BridgeID -identity 14035554321
```

upvoted 4 times

 **Azazel993** 6 months, 2 weeks ago

```
Unregister-CsOnlineDialInConferencingServiceNumber -BridgeName "Conference Bridge" -RemoveDefaultServiceNumber 1234
```


upvoted 1 times

 **Arkt** 8 months, 1 week ago

```
Unregister-CsOnlineDialInConferencingServiceNumber -BridgeName $BridgeID -RemoveDefaultServiceNumber "number"
```

This is the command, it is not Identity. Identity does not take the lineuri as it's input

upvoted 1 times

 **garymegian0996** 8 months, 1 week ago

<https://learn.microsoft.com/en-us/powershell/module/skype/unregister-csonlinedialinconferencingservicenumbers?view=skype-ps>

upvoted 1 times

HOTSPOT

-

You export the following meeting policy for User1.

```
PS > get-csteamsmeetingpolicy -identity "Global" | fl identity,*regist*,*chat*,*recording*,*type*
Identity                : Global
AllowMeetingRegistration : False
WhoCanRegister          : EveryoneInCompany
MeetingChatEnabledType  : Enabled
ExplicitRecordingConsent : Disabled
AllowCloudRecording      : True
AllowRecordingStorageOutsideRegion : False
RecordingStorageMode     : OneDriveForBusiness
MeetingRecordingExpirationDays :
NewMeetingRecordingExpirationDays : 60
ChannelRecordingDownload : Allow
AudibleRecordingNotification : PstnOnly
MeetingChatEnabledType  : Enabled
LiveCaptionsEnabledType : DisabledUserOverride
BlockedAnonymousJoinClientTypes :
LiveInterpretationEnabledType : DisabledUserOverride
```

```
PS > get-csteamsmeetingpolicy -identity "Confidential" | fl identity,*regist*,*chat*,*recording*,*type*
Identity                : Tag:Confidential
AllowMeetingRegistration : False
WhoCanRegister          : EveryoneInCompany
MeetingChatEnabledType  : Disabled
ExplicitRecordingConsent : Disabled
AllowCloudRecording      : True
AllowRecordingStorageOutsideRegion : False
RecordingStorageMode     : OneDriveForBusiness
MeetingRecordingExpirationDays :
NewMeetingRecordingExpirationDays : 60
ChannelRecordingDownload : Allow
AudibleRecordingNotification : PstnOnly
MeetingChatEnabledType  : Disabled
LiveCaptionsEnabledType : DisabledUserOverride
BlockedAnonymousJoinClientTypes :
LiveInterpretationEnabledType : DisabledUserOverride
```

```
PS > get-csteamsmeetingpolicy -identity "AllOn" | fl identity,*regist*,*chat*,*recording*,*type*
Identity                : Tag:AllOn
AllowMeetingRegistration : True
WhoCanRegister          : Everyone
MeetingChatEnabledType  : Enabled
ExplicitRecordingConsent : Disabled
AllowCloudRecording      : True
AllowRecordingStorageOutsideRegion : False
RecordingStorageMode     : OneDriveForBusiness
MeetingRecordingExpirationDays :
NewMeetingRecordingExpirationDays : 120
ChannelRecordingDownload : Allow
AudibleRecordingNotification : PstnOnly
MeetingChatEnabledType  : Enabled
LiveCaptionsEnabledType : DisabledUserOverride
BlockedAnonymousJoinClientTypes :
LiveInterpretationEnabledType : DisabledUserOverride
```

```
PS > get-csteamsmeetingpolicy -identity "AllOff" | fl identity,*regist*,*chat*,*recording*,*type*
Identity                : Tag:AllOff
AllowMeetingRegistration : True
WhoCanRegister          : Everyone
MeetingChatEnabledType  : Disabled
ExplicitRecordingConsent : Disabled
AllowCloudRecording      : False
AllowRecordingStorageOutsideRegion : False
RecordingStorageMode     : OneDriveForBusiness
MeetingRecordingExpirationDays :
NewMeetingRecordingExpirationDays : 120
ChannelRecordingDownload : Allow
```



```

AudibleRecordingNotification      : PstnOnly
MeetingChatEnabledType          : Disabled
LiveCaptionsEnabledType         : Disabled
BlockedAnonymousJoinClientTypes : 
LiveInterpretationEnabledType   : DisabledUserOverride

```

You have group policy assignments for the meeting policies as shown in the following table.

Rank	Group	Assigned policy
3	North America Users	AllOff
2	North America Managers	Confidential
1	Marketing	AllOn

For each of the following statements, select Yes if the statement is true. Otherwise, select No.

NOTE: Each correct selection is worth one point.

Answer Area

Statements	Yes	No
User1 can invite anyone to an external Teams webinar.	<input type="radio"/>	<input type="radio"/>
The meeting recordings of User1 are deleted automatically after 60 days.	<input type="radio"/>	<input type="radio"/>
Chat is enabled in the scheduled meetings of User1.	<input type="radio"/>	<input type="radio"/>

Statements	Yes	No
User1 can invite anyone to an external Teams webinar.	<input checked="" type="radio"/>	<input type="radio"/>
The meeting recordings of User1 are deleted automatically after 60 days.	<input type="radio"/>	<input checked="" type="radio"/>
Chat is enabled in the scheduled meetings of User1.	<input checked="" type="radio"/>	<input type="radio"/>

Rakinor 7 months, 3 weeks ago
Which Group is User1 Part of?
upvoted 1 times

b8b6253 5 months ago
all on because of Rank 1
upvoted 1 times

Arkt 8 months, 1 week ago
Question not clear as it does not provide information on what policy is assigned to the user.
The order of Precedence goes like this. If a user isn't directly assigned a policy of a given type, the policy assigned to a group that the user is a member of takes precedence. If a user is a member of multiple groups, the policy that has the highest (group assignment ranking) for the given policy type takes precedence.
<https://learn.microsoft.com/en-us/microsoftteams/policy-assignment-overview#which-policy-takes-precedence>
upvoted 1 times

b8b6253 5 months ago
Clear - Rank 1 - all on!
upvoted 1 times

You have a Microsoft 365 E5 subscription that uses Microsoft Teams.


You have a legacy PBX solution for audio conferencing that contains a dial-in toll number.

You need to migrate the dial-in toll number to Teams meetings.

What should you do first?

- A. From the Microsoft 365 admin center, assign Teams Audio Conferencing add-on licenses to the users.
- B. From the Microsoft 365 admin center, assign Teams Phone Standard add-on licenses to the users.
- C. From the Microsoft Teams admin center, select Phone numbers, select Numbers, and then select Port
- D. From the Microsoft Teams admin center, select Phone numbers, select Numbers, and then select Add

Correct Answer: C

 **Nico282** 5 months, 3 weeks ago

Correct. The E5 license includes both Teams Audio Conferencing and Teams Phone Standard. The required action is to port the number.
upvoted 1 times

You have an analog phone system.

You plan to migrate to Microsoft Teams Phone.

You need to recommend devices for common area phones that any user can use. The solution must meet the following requirements:

- Can access the Teams directory for dial by name.
- Can be administered remotely.
- Can place and pick up calls.
- Support hot desking.
- Minimize costs.

Which type of devices should you recommend?

- A. Microsoft Teams-certified handsets
- B. Microsoft-certified 3PIP handsets
- C. Microsoft-certified headsets
- D. Microsoft Teams Rooms devices

Correct Answer: C

Community vote distribution

A (100%)

 **garymegian0996** Highly Voted 8 months, 1 week ago

Selected Answer: A

<https://learn.microsoft.com/en-us/microsoftteams/devices/phones-for-teams>

Just a certified headset will not accomplish all the requirements.


upvoted 5 times

 **2d644ad** Most Recent 6 months ago

Selected Answer: A

A correct

upvoted 1 times

 **dejvst** 6 months, 1 week ago

Selected Answer: A


A is correct

upvoted 1 times

 **Azazel993** 6 months, 2 weeks ago


The best type of devices to recommend for common area phones in this scenario are A. Microsoft Teams-certified handsets.

upvoted 1 times

 **banderas** 6 months, 3 weeks ago

C is definitely WRONG since a headset cannot be used for Hot Desking.

upvoted 1 times

 **mav2124** 8 months, 1 week ago

I believe this should be A as we are looking for specific Teams related handsets. Microsoft certified handsets could be Skype for Business certified and not Teams.

upvoted 3 times

Your company has a main office in Seattle and a branch office in Portland.

The company has a Microsoft 365 E3 subscription that uses Microsoft Teams.

You configure and assign a network roaming policy to each office.

You need to ensure that when a user joins a meeting from either office, the assigned network roaming policy settings are used.

What should you do from the Microsoft Teams admin center?

- A. From Meeting settings, enable Quality of Service (QoS) markers
- B. From Meeting policies, set Network configuration lookup to On
- C. From Meeting policies, set Local broadcasting to On
- D. From Network topology, set Location based routing to On
- E. From Network topology, add a network site

Correct Answer: D

Community vote distribution

B (100%)

🗨️ 👤 **Nico282** 5 months, 3 weeks ago

Selected Answer: B

Correct answer is B.

"Once you configure your network roaming policies, you need to enable Network configuration lookup* within each of your Meeting Policies in the Teams admin center under Meetings > Meeting Policies."

Source: <https://learn.microsoft.com/en-us/microsoftteams/manage-your-network-topology#enabling-network-roaming-policies>
upvoted 2 times

🗨️ 👤 **alekio** 5 months, 3 weeks ago

Correct answer is not B. There is no Network Configuration Lookup option on meeting policies.
upvoted 1 times

🗨️ 👤 **Nico282** 5 months, 3 weeks ago

You are wrong. Check here: <https://learn.microsoft.com/en-us/microsoftteams/manage-your-network-topology#enabling-network-roaming-policies>

"Once you configure your network roaming policies, you need to enable Network configuration lookup* within each of your Meeting Policies in the Teams admin center under Meetings > Meeting Policies."

upvoted 2 times

🗨️ 👤 **Azazel993** 6 months, 2 weeks ago

The correct answer is B. From Meeting policies, set Network configuration lookup to On.

Here's why this setting is crucial for ensuring network roaming policies are applied:

Enabling Network Configuration Lookup: This setting, found within Meeting policies, allows Teams clients to dynamically fetch and apply network roaming policies based on the user's current network location.

Applying Assigned Policies: When a user joins a meeting from either Seattle or Portland, Teams will check their network subnet, match it to the defined network sites, and apply the corresponding network roaming policy's settings.

upvoted 1 times

🗨️ 👤 **banderas** 6 months, 4 weeks ago

Correct answer is B:

A is wrong since QoS has nothing to do with it

C is wrong since local broadcasting is to join an meeting

D is wrong since location-based routing has nothing to do with it

E is wrong since in the text it already states that it has been configured

upvoted 1 times

🗨️ 👤 **garymegian0996** 8 months, 1 week ago

Selected Answer: B

D is incorrect, LBR here relates to DR: Location based routing is a feature that lets you restrict toll bypass based on policy and the user's geographic location at the time of an inbound or outbound PSTN call.

https://learn.microsoft.com/en-US/microsoftteams/location-based-routing-plan?WT.mc_id=TeamsAdminCenterCSH

upvoted 2 times

 **VSARAVAN** 8 months, 1 week ago

Selected Answer: B

Answer should be B. if that's enabled, roaming polices is checked in network topology.

upvoted 2 times

Question #75

Topic 1

Your network contains an on-premises Active Directory Domain Services (AD DS) domain named contoso.com

You have a Microsoft 365 E5 subscription.

You are deploying 10 Microsoft Teams Rooms on Windows devices.

You need to join all the devices to contoso.com.


What should you do before you join each device to contoso.com?

- A. Disable Windows Update on each device.
- B. Create a separate organizational unit (OU) in Active Directory and block Group Policy Object (GPO) policy inheritance.
- C. Modify the authentication settings in the SkypeSettings.xml file of each device.
- D. Create a separate organizational unit (OU) in Active Directory and enable No Override for the parent Group Policy Object (GPO) policies.

Correct Answer: B

Community vote distribution

B (100%)

 **Nico282** 5 months, 3 weeks ago

Selected Answer: B

"When you join Teams Rooms to a domain, it is required that you create a separate Organizational Unit (OU), so that you can provide Group Policy Object (GPO) exclusions to the OU where all Teams Rooms objects reside. Disable all GPO inheritance so that unsupported Group Policy settings do not get applied to Teams Rooms. Create machine objects in the OU before joining Teams Rooms to the domain to assure that Group Policies applied to the default computers OU are not applied."

Source: <https://learn.microsoft.com/en-us/microsoftteams/rooms/rooms-operations#configuring-group-policy-for-microsoft-teams-rooms>

upvoted 2 times

 **Azazel993** 6 months, 2 weeks ago

The correct answer is B. Create a separate organizational unit (OU) in Active Directory and block Group Policy Object (GPO) policy inheritance.

Here's why this step is crucial before joining Microsoft Teams Rooms devices to the domain:

Organizational Unit for Management: Creating a dedicated OU for Teams Rooms devices allows for tailored management and control over the policies that apply to them. This helps prevent unintended conflicts with policies intended for user devices or other computer systems.

Blocking Policy Inheritance: By blocking policy inheritance for this OU, you ensure that GPOs from parent containers won't automatically apply to the Teams Rooms devices. This prevents potential issues caused by settings that might not be compatible with these specialized devices.

upvoted 1 times

HOTSPOT

You have a Microsoft Teams deployment.

The deployment contains a Teams Rooms on Windows device named room1@contoso.com that has the following configurations.

```
<CoordinatedMeetings enabled="true">
  <Settings>
    <Audio default="true" enabled="true"/>
    <Video default="true" enabled="true"/>
    <Whiteboard default="false" enabled="false"/>
  </Settings>
  <TrustedAccounts>hub@contoso.com</TrustedAccounts>
</CoordinatedMeetings>
```

You have a Teams Room for Windows device named room2@contoso.com that has the configuration shown in the following exhibit.

```
<CoordinatedMeetings enabled="true">
  <Settings>
    <Audio default="false" enabled="true"/>
    <Video default="false" enabled="true"/>
    <Whiteboard default="false" enabled="true"/>
  </Settings>
  <TrustedAccounts>room1@contoso.com</TrustedAccounts>
</CoordinatedMeetings>
```

For each of the following statements, select Yes if the statement is true. Otherwise, select No.

NOTE: Each correct selection is worth one point.

Answer Area

Statements	Yes	No
Room1, room2, and hub are all configured to join the same meeting by using one-touch join.	<input type="radio"/>	<input type="radio"/>
When joining a coordinated meeting, room1 is the default audio device, and audio on the other devices is disabled.	<input type="radio"/>	<input type="radio"/>
When joining a coordinated meeting, video can be enabled or disabled for all the devices in the meeting.	<input type="radio"/>	<input type="radio"/>

Correct Answer:

Statements	Yes	No
Room1, room2, and hub are all configured to join the same meeting by using one-touch join.	<input type="radio"/>	<input checked="" type="radio"/>
When joining a coordinated meeting, room1 is the default audio device, and audio on the other devices is disabled.	<input checked="" type="radio"/>	<input type="radio"/>
When joining a coordinated meeting, video can be enabled or disabled for all the devices in the meeting.	<input checked="" type="radio"/>	<input type="radio"/>

35e71fe 1 month, 1 week ago

Answers are correct:

1. No > room2 is not set up as a TrustedAccounts in any device of the room
2. Yes > It refers to "When joining" , which will be the behavior of the coordinated meeting configuration. MS recommendation is: Only one device

(typically a Teams Rooms device) can have this field set to true while the rest of the devices must have this field set to false to avoid audio echo and feedback.

3. Yes > Either room1 and room2 have : Video enabled=true, which means that video can be enabled or disabled.

On a basis of the matrix bellow: <https://learn.microsoft.com/en-us/microsoftteams/rooms/coordinated-meetings#step-3-create-a-deployment-worksheet>

upvoted 1 times

  **mmastera** 1 month, 2 weeks ago

This question doesn't seem to make sense. It refers to a third device called "hub" for which there is no XML config provided. Also, the second question implies that audio on the other devices would be disabled yet both config examples show audio enabled = true...

upvoted 1 times

  **Jacobo12** 4 months, 2 weeks ago

the answers are correct :

<https://learn.microsoft.com/en-us/microsoftteams/rooms/coordinated-meetings>

upvoted 3 times

  **yoyoyo99** 5 months, 2 weeks ago

Is the correct answer correct?

upvoted 1 times

Your network contains an on-premises Active Directory Domain Services (AD DS) domain named contoso.com.

You have a Microsoft 365 subscription.

You plan to implement Microsoft Teams Rooms shared room video conferencing.

You deploy 50 Teams Rooms on Windows devices and join each device to contoso.com.

You need to enable Direct Guest Join on all 50 devices. The solution must minimize administrative effort.

What should you do?

- A. From the Microsoft Teams admin center, select all the devices, and then add a tag.
- B. From the Microsoft Teams admin center, configure a configuration policy.
- C. Run the Set-CsTeamsGuestMeetingConfiguration cmdlet.
- D. From the Microsoft Teams admin center, select all the devices, and then modify the Meeting settings.

Correct Answer: D

  **loulouye1967** Highly Voted 5 months, 4 weeks ago

I think D is correct because you can bulk change the value of "Join third-party meetings" see ref: <https://learn.microsoft.com/en-us/microsoftteams/rooms/rooms-manage>

Join third-party meetings = Direct Guest Join

"Also Microsoft Teams Rooms devices support a one-touch experience for joining third-party online meetings, also referred to as Direct Guest Join ref: <https://learn.microsoft.com/en-us/microsoftteams/rooms/third-party-join>

upvoted 5 times

  **Azazel993** Most Recent 6 months, 2 weeks ago

B. From the Microsoft Teams admin center, configure a configuration policy.

upvoted 1 times

  **Arkt** 8 months, 1 week ago

<https://learn.microsoft.com/en-us/microsoftteams/rooms/third-party-join>

This should be the answer Set-CalendarProcessing <UserPrincipalName> -ProcessExternalMeetingMessages \$True

upvoted 1 times

  **Nico282** 5 months, 3 weeks ago

This will enable the mailbox to accept the 3rd party invitations, will not enable Direct Guest Join on the devices themselves.

upvoted 1 times

You have a PBX phone system that contains 100 handsets. The handsets support SIP registration.

You implement a new Microsoft Teams Phone deployment that has SIP Gateway configured.

You need to register the handsets with Teams.

What should you do?

- A. From the Microsoft Teams admin center, create a configuration profile for each device. Configure the handsets to use LLDP.
- B. From the Microsoft Teams admin center, create a configuration profile for each device. Add the Teams SIP device details to the handsets.
- C. From the voice calling policy, set SIP devices can be used for calls to On. Configure the provisioning URL on the handsets.
- D. From the voice calling policy, set SIP devices can be used for calls to On. Configure the handsets to use LLDP.

Correct Answer: C

Community vote distribution

C (100%)

 **Jacobo12** 4 months, 2 weeks ago

Selected Answer: C

C is correct :

By using Teams admin center

To enable SIP Gateway in the Teams admin center, follow these steps:

Go to the Teams admin center

At the left, under Voice, select Calling policies.

At the right under Manage policies, select the appropriate calling policy assigned to users or, if necessary, create a new calling policy and assign it to the required users.

Select Manage policies, select a policy, and then select Edit.

Turn on the setting for SIP devices can be used for calls, and then select Save.

upvoted 1 times

 **loulouye1967** 5 months, 4 weeks ago

C is correct: <https://learn.microsoft.com/en-us/microsoftteams/sip-gateway-configure#set-the-sip-gateway-provisioning-server-url>

upvoted 3 times

 **Azazel993** 6 months, 2 weeks ago

The correct answer is B. From the Microsoft Teams admin center, create a configuration profile for each device. Add the Teams SIP device details to the handsets.

upvoted 2 times

You have a Microsoft Teams Rooms on Windows device.

You need to configure a content camera that is mounted upside down and points to a whiteboard wall. The camera does not support automatic rotation. The solution must minimize costs.

Which three actions should you perform? Each correct answer presents part of the solution.

NOTE: Each correct selection is worth one point.

- A. In a SkypeSettings.xml file, set ContentCameraInverted to true.
- B. Assign a Microsoft Teams Rooms Basic license.
- C. From the Peripherals settings for Teams Rooms, clear Content enhancements.
- D. Assign a Microsoft Teams Rooms Pro license.
- E. In a SkypeSettings.xml file, set ContentCameraInverted to false.
- F. From the Peripherals settings for Teams Rooms, select Content enhancements.

Correct Answer: ADF

Community vote distribution

ADF (100%)

 **Jacobo12** 4 months, 2 weeks ago

Selected Answer: ADF

Dejvst you are correct.
Azazel993 you are wrong.
upvoted 2 times

 **dejvst** 6 months, 1 week ago

Selected Answer: ADF

Following this article:
<https://learn.microsoft.com/en-us/microsoftteams/rooms/content-camera?tabs=Windows>
correct answers are:
A. In a SkypeSettings.xml file, set ContentCameraInverted to true.
D. Assign a Microsoft Teams Rooms Pro license.
F. From the Peripherals settings for Teams Rooms, select Content enhancements.
upvoted 4 times

 **Azazel993** 6 months, 2 weeks ago

The three actions you should perform to configure the upside-down content camera while minimizing costs are:

1. A. In a SkypeSettings.xml file, set ContentCameraInverted to true.

This setting specifically addresses the camera's inverted orientation and instructs Teams Rooms to display the content correctly, even though it's mounted upside down.

2. C. From the Peripherals settings for Teams Rooms, clear Content enhancements.

This option disables any image processing features that might interfere with the manual rotation setting, ensuring a clear and consistent display of the whiteboard content.

3. B. Assign a Microsoft Teams Rooms Basic license.

The Basic license includes the necessary functionality for content camera support, including the ability to invert the image. It's the most cost-effective option compared to the Pro license, which is not required for this specific configuration.

upvoted 3 times

 **Arkt** 8 months, 1 week ago

<https://learn.microsoft.com/en-us/microsoftteams/rooms/content-camera?tabs=Windows>.
upvoted 1 times

Your company has offices in 10 countries. The company has a tenant dial plan configured for each country.



The company recently opened an office in a new country.

You need to create a new tenant dial plan that meets the unique dialing requirements of the new country.

What should you do?

- A. From the Microsoft Teams admin center, select Voice, select Phone numbers and then select Add
- B. From the Microsoft Teams admin center, select Voice, select Calling policies, and then select Add
- C. Run the New-CsTenantDialPlan cmdlet.
- D. Run the New-CsOnlineVoiceRoutingPolicy cmdlet.

Correct Answer: C

  **Nico282** 5 months, 3 weeks ago

Correct. <https://learn.microsoft.com/en-us/powershell/module/skype/new-cstentandialplan?view=skype-ps>
upvoted 3 times

HOTSPOT

You have a Microsoft Teams Phone deployment.

You are deploying Direct Routing with media bypass.

You need to define a Session Border Controller (SBC) in Teams.

How should you complete the command? To answer, select the appropriate options in the answer area.

NOTE: Each correct selection is worth one point.

Answer Area

-Identity sbc.contoso.com -Enabled \$true

New-CsOnlinePSTNGateway
New-CsOnlineVoiceRoute
New-CsOnlineVoiceRoutingPolicy
Set-CsOnlinePstnUsage

-MaxConcurrentSessions 100 -MediaBypass \$true

-BypassMode
-CodecPriority
-FailoverResponseCodes
-SipSignalingPort

Correct Answer:

Answer Area

-Identity sbc.contoso.com -Enabled \$true

New-CsOnlinePSTNGateway
New-CsOnlineVoiceRoute
New-CsOnlineVoiceRoutingPolicy
Set-CsOnlinePstnUsage

-MaxConcurrentSessions 100 -MediaBypass \$true

-BypassMode
-CodecPriority
-FailoverResponseCodes
-SipSignalingPort

garymegian0996 8 months ago

New-CsOnlinePSTNGateway and SipSignalingPort are the correct answers. Please refer to this document and Search on "Required" keyword to find all the mandatory parameters need to build the gateway configuration.

<https://learn.microsoft.com/en-us/powershell/module/skype/new-csonlinepstngateway?view=skype-ps>

upvoted 2 times

Arkt 8 months, 1 week ago

It should be ByPassMode for the second option. <https://learn.microsoft.com/en-us/powershell/module/skype/new-csonlinepstngateway?view=skype-ps>

upvoted 1 times

garymegian0996 8 months ago

I am sorry, you are incorrect! -ByPassMode is NOT a required field but the SipSignalingPort is mandatory parameter. Without this you cannot establish a trunk. The selected answers are correct.

upvoted 1 times

HOTSPOT

You have a dial plan named DP1.

You need to assign DP1 to a new Microsoft Teams user named User1. You must verify that the appropriate dial plan and the associated normalization rules assigned to User1.

How should you complete the PowerShell script? To answer, select the appropriate options in the answer area.

NOTE: Each correct selection is worth one point.

Answer Area

-Identity user1@contoso.com -PolicyName DP1

- Grant-CsTeamsCallingPolicy
- Grant-CsTenantDialPlan
- Set-CsTenantDialPlan
- Set-CsUser

-Identity user1@contoso.com

- Get-CsEffectiveTenantDialPlan
- Get-CsOnlineUser
- Get-CsOnlineVoiceUser
- Test-CsEffectiveTenantDialPlan

Answer Area


-Identity user1@contoso.com -PolicyName DP1


- Grant-CsTeamsCallingPolicy
- Grant-CsTenantDialPlan
- Set-CsTenantDialPlan
- Set-CsUser

Correct Answer:

-Identity user1@contoso.com

- Get-CsEffectiveTenantDialPlan
- Get-CsOnlineUser
- Get-CsOnlineVoiceUser
- Test-CsEffectiveTenantDialPlan

 **VSARAVAN** Highly Voted 8 months, 2 weeks ago
Get-CsEffectiveTenantDialPlan for the second one
upvoted 6 times

 **garymegian0996** 8 months, 1 week ago
Agree, Test-CsEffectiveTenantDialplan takes an additional "-DialedNumber" parameter.
upvoted 1 times

Your company has a Microsoft Teams Phone deployment.

The company has a direct inward dial (DID) phone number range of +14035554300 to +14035554329.

Phone numbers +14035554310 to +14035554325 are assigned to Teams users, auto attendants, and call queues.

You need to ensure that when an unassigned number is dialed, the caller is forwarded to a call queue named Reception.

Which three actions should you perform? Each correct answer presents a part of the solution.

NOTE: Each correct selection is worth one point.

- A. Set Routing options to Person in organization and assign the Reception call queue.
- B. Set Routing options to Voice application and assign the Reception call queue.
- C. Add the DID range of +14035554300 to +14035554309 to the phone number range.
- D. From the Microsoft Teams admin center, select Phone numbers, select Routing rules, and then select Add a new rule.
- E. From the Microsoft Teams admin center, select Phone numbers, select Numbers, and then select Add.
- F. Add the DID range of +14035554300 to +14035554329 to the phone number range.

Correct Answer: BCD

Community vote distribution

BDF (100%)

 **VSARAVAN** Highly Voted 8 months, 2 weeks ago

Selected Answer: BDF

F is chosen here because "If a specified pattern/range contains phone numbers that are assigned to a user or resource account in the tenant, calls to these phone numbers will be routed to the appropriate target and not routed to the specified unassigned number treatment. There are no other checks of the numbers in the range"

<https://learn.microsoft.com/en-us/powershell/module/teams/new-csteamsunassignednumbertreatment?view=teams-ps>

also range specified in C is missing few unassigned numbers (last few numbers in the range)

upvoted 8 times

 **TekFreak81** Most Recent 5 months ago

Selected Answer: BDF

The order is D-F-B. The entire number range is taken here, as the registered numbers are excluded from the system.

upvoted 1 times

You have a Microsoft Teams Phone deployment that uses Direct Routing.

You connect a new Session Border Controller (SBC).

You need to verify that all the voice features work as expected for calls that traverse the SBC.

What should you use?

- A. Microsoft Remote Connectivity Analyzer
- B. Microsoft 365 network connectivity test tool
- C. the SIP Tester client script
- D. Microsoft Teams Network Assessment Tool

Correct Answer: D

Community vote distribution

C (100%)

 **VSARAVAN** Highly Voted  8 months, 2 weeks ago

Selected Answer: C

The script submits an SIP test to the test runner, waits for the result, and then presents it in a human-readable format. You can use this script to test the following scenarios:

Outbound and inbound calls

Simultaneous ring

Media escalation

Consultative transfer

<https://learn.microsoft.com/en-us/microsoftteams/sip-tester-powershell-script>

upvoted 5 times

 **garymegian0996** Most Recent  8 months ago

Selected Answer: C

Script is the way to go, NAT does not fulfil the requirements.

upvoted 2 times

HOTSPOT

Your company has a Microsoft Teams Phone deployment and the following departments:

- Sales
- Research

You have the users shown in the following table.

Name	Description
User1	Manager in the sales department
User2	Assistant in the sales department
User3	User in the research department
User4	User in the research department
User5	User in the research department

You need to meet the following requirements:

- User2 must be able to receive and make calls on behalf of User1.
- User4 and User5 must not hear a ring tone and must see only a banner in the Teams client when User3 receives a call.

What should you configure to meet each requirement? To answer, select the appropriate options in the answer area.

NOTE: Each correct selection is worth one point.

Answer Area

User2 must be able to receive and make calls on behalf of User1:

- A call group
- Call delegation
- Call queues
- Operator Connect

User4 and User5 must not hear a ring tone and must see only a banner in the Teams client when User3 receives a call:

- A call group
- Call delegation
- Call queues
- Caller ID policies

Correct Answer:

Answer Area

User2 must be able to receive and make calls on behalf of User1:

- A call group
- Call delegation
- Call queues
- Operator Connect

User4 and User5 must not hear a ring tone and must see only a banner in the Teams client when User3 receives a call:

- A call group
- Call delegation
- Call queues
- Caller ID policies

  **Jacobo12** 4 months, 2 weeks ago

correct

upvoted 1 times

  **b8b6253** 5 months ago

correct

upvoted 2 times



HOTSPOT

You have a Microsoft Teams Phone deployment.

You create a call queue named CQ Marketing.

The General info settings are configured as shown in the CQ Marketing exhibit. (Click the CQ Marketing tab.)

Call queues \ Edit a call queue: CQ Marketing

- ✓ General info
- ✓ Greeting and music
- ✓ Call answering

CQ Marketing

Resource accounts

Assign calling ID

Agents can make outbound calls using the phone numbers on the following resource accounts. ⓘ

+ Add
✕ Remove
1 item

	Resource account	Phone number
✓	AA Marketing	+1 403 555 4300

The Call answering settings are configured as shown in the Call answering exhibit. (Click the Call answering tab.)

Call queues \ Edit a call queue: CQ Marketing

- ✓ General info
- ✓ Greeting and music
- ✓ Call answering
- ✓ Agent selection
- ✓ Call overflow handling
- ✓ Call timeout handling

Call answering

You can choose either a channel, or groups and individual users to answer incoming calls for this call queue.

Choose a team

G

General Marketing

✕

Choose users and groups

Conference mode

On

Call agents who use the Skype for Business client won't receive calls when conference mode is enabled.

The Agent selection settings are configured as shown in the Agent selection exhibit. (Click the Agent selection tab.)

Agent selection

- ✓ General info
- ✓ Greeting and music
- ✓ Call answering
- ✓ **Agent selection**
- ✓ Call overflow handling
- ✓ Call timeout handling

Routing method

- Attendant routing ⓘ
- Serial routing ⓘ
- Round robin ⓘ
- Longest idle ⓘ

Presence-based routing

Off

Call agents can opt out of taking calls

On

Call agent alert time (seconds)

30

For each of the following statements, select Yes if the statement is true. Otherwise, select No.

NOTE: Each correct selection is worth one point.

Answer Area

Statements	Yes	No
Marketing agents can log in and log out from CQ Marketing.	<input type="radio"/>	<input type="radio"/>
When a Marketing agent makes an outbound call, its caller ID will be presented automatically as +14035554300.	<input type="radio"/>	<input type="radio"/>
A Teams administrator can specify which Marketing agent to ring first.	<input type="radio"/>	<input type="radio"/>

Statements	Yes	No
Marketing agents can log in and log out from CQ Marketing.	<input checked="" type="radio"/>	<input type="radio"/>
When a Marketing agent makes an outbound call, its caller ID will be presented automatically as +14035554300.	<input checked="" type="radio"/>	<input type="radio"/>
A Teams administrator can specify which Marketing agent to ring first.	<input type="radio"/>	<input checked="" type="radio"/>

Correct Answer:

👤 **Jacobo12** 4 months, 2 weeks ago
 answer is "yes, no, no"

upvoted 1 times

  **askiajones** 6 months ago

It should be "Yes, No, No." The caller ID will not be shown automatically. The agent number will be shown by default, unless the agent chooses the resource account caller ID on the dial pad.

upvoted 3 times

  **2d644ad** 6 months ago

I think the 3rd one should be Yes as well:

<https://learn.microsoft.com/en-us/microsoftteams/create-a-phone-system-call-queue?tabs=agent-selection>

Serial routing rings all call agents one by one in the order specified in the Call agents list. If an agent dismisses or doesn't pick up a call, the call will ring the next agent. This cycle repeats until the call is answered, times out, or the caller hangs up.

upvoted 2 times

  **askiajones** 6 months ago

The call answering option is a Team so the order for agents to ring will be based on their AD order (alphabetically) the order cannot be changed by the Admin. The answer should be "no" for the third one.

upvoted 3 times

Question #87

Topic 1

You have a Microsoft Teams Phone deployment.

You are configuring emergency services for Direct Routing.

You need to notify a group of users when an emergency number is dialed.

What should you configure in the Microsoft Teams admin center?

- A. an emergency call routing policy
- B. a calling policy
- C. an emergency calling policy
- D. a voice routing policy

Correct Answer: C

Community vote distribution



C (100%)

  **Jacobo12** 4 months, 2 weeks ago

C is correct

<https://learn.microsoft.com/en-us/microsoftteams/manage-emergency-calling-policies>

upvoted 2 times

  **dejvst** 6 months, 1 week ago

Selected Answer: C

C is correct


upvoted 3 times

You have a Microsoft Teams Phone deployment.

You are deploying Direct Routing.

All users have a SIP URI in the format of user@contoso.com. The Session Border Controller (SBC) is named sbc.voice.contoso.com.

When troubleshooting errors on the SBC, you receive the warning shown in the following exhibit.

 **No SIP Options.**

The Session Border Controller exists in our database (your administrator created it using the command `New-CSOnlinePSTNGateway`). It's configured to send SIP options but we never saw SIP options coming back from this SBC.

What is a possible cause of the issue?

- A. The tenant is missing a vanity domain of voice.contoso.com.
- B. The firewall blocks inbound traffic on port 443 to the SBC.
- C. Microsoft 365 Phone System licenses are not assigned to the users.
- D. The certificate does not match the FQDN of the SBC.

Correct Answer: D

Community vote distribution

D (80%)

A (20%)

 **Jacobo12** 4 months, 2 weeks ago

Selected Answer: D

D : Certificate issue
upvoted 1 times

 **garymegian0996** 8 months ago

Selected Answer: D

This is a cert issue.
upvoted 3 times

 **Arkt** 8 months, 1 week ago

Selected Answer: A

If TLS certificate has issues, it would show failed in TLS connectivity status. But in this case it does not receive SIP option which is most likely because of a missing vanity domain
<https://learn.microsoft.com/en-us/microsoftteams/troubleshoot/phone-system/direct-routing/sip-options-tls-certificate-issues#overview-of-the-sip-options-process>
upvoted 1 times

 **garymegian0996** 8 months ago

I am sorry, you are incorrect! A vanity domain or not, if there exists a mismatch in the domain name on the cert and the PBX you will have this issue.
upvoted 1 times

You have a Microsoft Teams Phone deployment.

You need to ensure that users can enter their emergency address into the Teams client.

Which setting should you configure?

- A. Trusted IPs
- B. Optimized device dialing
- C. Location based routing
- D. External location lookup mode

Correct Answer: D

Community vote distribution

D (100%)

 **dejvst** 6 months ago

Selected Answer: D

D is correct:

<https://learn.microsoft.com/en-us/microsoftteams/manage-emergency-calling-policies>

"Set the External location lookup mode to on to allow your end users to configure their emergency address when they are working from a network location outside the corporate network."

upvoted 2 times

You have a Microsoft Teams Phone deployment that is used in the United States.

You need to ensure that emergency calls placed to 911 are routed to 911 and flagged appropriately.

What should you configure?


- A. an emergency call routing policy
- B. an outbound PSTN number translation rule
- C. a dial plan normalization rule
- D. an emergency calling policy

Correct Answer: B

Community vote distribution

C (75%)

A (25%)

 **Dylan29** 6 months, 3 weeks ago

Selected Answer: A

It's A) emergency call routing policy. Just signed into our TAC and that's how we have it setup.

upvoted 1 times

 **garymegian0996** 8 months, 1 week ago

Selected Answer: C

Options A and B relate to DR, the question is not specific to any particular type of PSTN connectivity - DR/Calling Plans/TPM (just reading the question as is without over thinking).

Option D does not give you the ability to manipulate digits, you are allowed to pick types of notification and possibly to call out to another PSTN number but no dial mask settings here. <https://learn.microsoft.com/en-us/microsoftteams/manage-emergency-calling-policies#:~:text=to%20the%20user.-,Create%20a%20custom%20emergency%20calling%20policy,-Using%20the%20Microsoft>

Option C is path of least resistance since it applies to all type of plans.

upvoted 1 times

 **VSARAVAN** 8 months, 2 weeks ago

Selected Answer: C

A and B are true for direct routing. but the question doesnt say if its using direct routing or other. C can apply for any tuype of PSTN (direct, callin place etc).

upvoted 2 times

 **VSARAVAN** 8 months, 2 weeks ago

may be not C. i now think A should be the correct one. becuase the question says "flagged appropriately"

upvoted 4 times

 **Arkt** 8 months, 1 week ago

Agree on that, the flagged appropriately could influence the answer to be A

upvoted 3 times

DRAG DROP

You have a Teams Phone deployment.

You port your company's main phone number from Teams Calling Plans to an Operator Connect provider.

Currently, the number is assigned to a resource account named Reception1. Reception1 is assigned to an auto attendant named Attendant1.

You need to reconfigure the phone number to work with Operator Connect.

Which three actions should you perform in sequence? To answer, move the appropriate actions from the list of actions to the answer area and arrange them in the correct order.

Actions

- Change Number type to **Operator Connect**.
- Assign Reception1 to Attendant1.
- Unassign Reception1 from Attendant1.
- Unassign the number from Reception1.
- Assign the number to Reception1.
- Change Number type to **Dedicated conference bridge (Toll)**.

Answer Area



Correct Answer:

- Answer Area**
- Unassign the number from Reception1.
 - Change Number type to **Operator Connect**.
 - Assign the number to Reception1.

b8b6253 5 months ago
seems correct
upvoted 1 times

DRAG DROP

You have a Microsoft Teams Phone deployment in an office.

When a user dials an emergency number, the safety team for the office is notified.

Your company opens a new office that has a Teams Phone deployment.

You need to ensure that the safety team for the new office is notified when an emergency call is placed from that office.


How should you complete the PowerShell script? To answer, drag the appropriate values to the correct targets. Each value may be used once, more than once, or not at all. You may need to drag the split bar between panes or scroll to view content.

NOTE: Each correct selection is worth one point.

Values	Answer Area
Grant-CsTeamsEmergencyCallingPolicy	<input type="text"/> -Identity Site1-ECP -NotificationGroup "security@contoso.com"
New-CsOnlineVoiceRoutingPolicy	-NotificationMode NotificationOnly
New-CsTeamsEmergencyCallingPolicy	<input type="text"/> -Identity "Site1" -EmergencyCallingPolicy "Site1-ECP"
New-CsTeamsEmergencyRoutingPolicy	
Set-CsTenantNetworkSite	

Correct Answer:

Answer Area
New-CsTeamsEmergencyCallingPolicy -Identity Site1-ECP -NotificationGroup "security@contoso.com"
-NotificationMode NotificationOnly
Grant-CsTeamsEmergencyCallingPolicy -Identity "Site1" -EmergencyCallingPolicy "Site1-ECP"


 **Nico282** 5 months, 3 weeks ago

New-CsTeamsEmergencyCallingPolicy
Set-CsTenantNetworkSite

<https://learn.microsoft.com/en-us/powershell/module/skype/new-csteamsemergencycallingpolicy?view=skype-ps>

<https://learn.microsoft.com/en-us/powershell/module/skype/set-ctenantnetworksite?view=skype-ps>

upvoted 2 times

 **loulouye1967** 5 months, 4 weeks ago

I think the second answer should be "Set-CSTenantNetworkSite" as the Grant-CsTeamsEmergencyCallRoutingPolicy cmdlet don't have the "-EmergencyCallRoutingPolicy" feature.

<https://github.com/MicrosoftDocs/OfficeDocs-SkypeForBusiness/blob/public/Teams/configure-dynamic-emergency-calling.md>

<https://learn.microsoft.com/en-us/powershell/module/skype/set-ctenantnetworksite?view=skype-ps>

upvoted 2 times

You have a Microsoft Teams Phone deployment.

You need to provide two users with the ability to share a single phone number for inbound and outbound calling.

What are two ways to achieve the goal? Each correct answer presents a complete solution.

NOTE: Each correct selection is worth one point.

- A. call park
- B. group call pickup
- C. call queues
- D. call forwarding
- E. call delegation

Correct Answer: BC

Community vote distribution

CE (100%)

🗳️ **Dylan29** 6 months, 3 weeks ago

Selected Answer: CE

My vote is C) Call Queue and E) Delegate. As others have stated, B) Group Pickup doesn't let you pick the number for outbound calls.
upvoted 2 times

🗳️ **Rakinor** 7 months, 3 weeks ago

Selected Answer: CE

Group Pickup cannot select Number for Outbound Calls
upvoted 2 times

🗳️ **VSARAVAN** 8 months, 2 weeks ago

Selected Answer: CE

group pick only to share incoming calls.
upvoted 3 times

🗳️ **garymegian0996** 8 months, 1 week ago

Agree, only CQ and Delegation allow both call directions.
upvoted 1 times

You have a Teams Phone deployment.

You have a Survivable Branch Appliance (SBA) that has local PSTN connectivity. The SBA is deployed to a remote site.

Which two features require internet connectivity to function? Each correct answer presents a complete solution.

NOTE: Each correct selection is worth one point.

- A. Teams-certified phones
- B. call queues
- C. media bypass
- D. emergency calling
- E. call forwarding

Correct Answer: CE

Community vote distribution

DE (100%)

 **VSARAVAN** Highly Voted 8 months, 2 weeks ago

Selected Answer: DE

<https://learn.microsoft.com/en-us/microsoftteams/direct-routing-survivable-branch-appliance>
The SBA does not support call forwarding settings.

Making an emergency call to an emergency number configured for dynamic emergency calling (E911) is not supported.
upvoted 5 times

 **dejvst** Most Recent 5 months, 3 weeks ago

Selected Answer: DE

I think it should be:
D. emergency calling Most Voted
E. call forwarding Most Voted

Because these two features are not supported by SBA, so we can reverse logic and say, that for these two features Internet access is required (so when SBA is not currently in use)
upvoted 1 times

 **PrzemoPrzemo** 7 months, 1 week ago

The question is "Which two features require internet connectivity to function?" Shouldn't be B,D?
upvoted 1 times

 **Jacobo12** 4 months, 2 weeks ago

you are wrong it's D and E :
The SBA does not support call forwarding settings.

Making an emergency call to an emergency number configured for dynamic emergency calling (E911) is not supported.

<https://learn.microsoft.com/en-us/microsoftteams/direct-routing-survivable-branch-appliance>
upvoted 1 times

You have a Microsoft Teams Phone deployment.

You assign a Microsoft 365 E5 license to a user named User1.

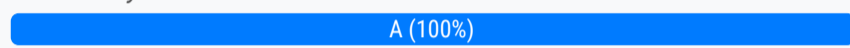
You need to enable User1 for Direct Routing.


Which PowerShell cmdlet should you run?

- A. Set-CsPhoneNumberAssignment
- B. Set-CsCallingLineIdentity
- C. Set-CsOnlineVoiceUser
- D. Set-CsUserServicesPolicy

Correct Answer: A

Community vote distribution



 **b8b6253** 5 months ago

Selected Answer: A

correct

upvoted 1 times

HOTSPOT

Your company is migrating from a legacy PBX system to Microsoft Teams.

The phone number range is +1-423-555-1xxx. The PBX system uses four-digit dialing internally. Extensions are the last four digits of the number.

You need to ensure that you can use four-digit dialing for your numbers in Teams. The solution must minimize administrative effort.

How should you configure the normalization rule? To answer, select the appropriate options in the answer area.

NOTE: Each correct selection is worth one point.

Answer Area

Pattern:

- `^\d{4})$`
- `^(1\d{3})$`
- `+1423555$1`
- `+14235551$3`
- `+14235551\d?3`
- `+14235551\d{3}`

Translation:

- `^\d{4})$`
- `^(1\d{3})$`
- `+1423555$1`
- `+14235551$3`
- `+14235551\d?3`
- `+14235551\d{3}`

Answer Area


Pattern:

- `^\d{4})$`
- `^(1\d{3})$`
- `+1423555$1`
- `+14235551$3`
- `+14235551\d?3`
- `+14235551\d{3}`

Correct Answer:

Translation:

- `^\d{4})$`
- `^(1\d{3})$`
- `+1423555$1`
- `+14235551$3`
- `+14235551\d?3`
- `+14235551\d{3}`

 **VSARAVAN** Highly Voted 8 months, 2 weeks ago
 answer should be `^(1\d{3})$` and `+1423555$1`
 upvoted 5 times