EXAMTOPICS
- Expert Verified, Online, **Free**.

CERTIFICATION TEST
- CertificationTest.net - Cheap & Quality Resources With Best Support

Question #1 *Topic 1*

You work as a Systems Administrator for your company. The company has recently purchased a subscription to Microsoft 365.
All users in your company have a Microsoft 365 E3 license.
You are in the process of configuring Microsoft Teams.
You need to configure Microsoft Teams to ensure that users within your company can collaborate with users in a partner company. You plan to create guest accounts for users in the partner company.
Users with Guest accounts must not be able to invite other guests.
Only users in the partner company must be able to collaborate with your users by using Microsoft Teams.
Which of the following should you configure?

A. The external sharing settings in the SharePoint Admin Center.

B. The external collaboration settings in Azure Active Directory.

C. The Anonymous users can join a meeting setting the in the Teams Meeting Settings.

D. The Global Meeting Policy in the Teams Admin Center.

Suggested Answer: *B*

Community vote distribution

B (100%)

estrelle2008 Highly Voted 2 years, 10 months ago
I guess this question is absolete by now, as settings in AAD external access changed?

They are now:
Guest invite settings

-Anyone in the organization can invite guest users including guests and non-admins (most inclusive)
-Member users and users assigned to specific admin roles can invite guest users including guests with member permissions
-Only users assigned to specific admin roles can invite guest users
-No one in the organization can invite guest users including admins (most restrictive)
upvoted 6 times

oyurchenko Most Recent 2 months, 2 weeks ago
Selected Answer: B
Azure AAD now Entra. Not actual Question. But answer is B.
upvoted 1 times

Lorenzo_Manca 5 months, 4 weeks ago
Selected Answer: B
By configuring the external collaboration settings in Azure Active Directory, you can control the permissions and restrictions for guest users, including preventing them from inviting other guests. This ensures that only the specified partner company users can collaborate with your users in Microsoft Teams.
upvoted 2 times

FQTN 7 months, 2 weeks ago
Selected Answer: B
Microsoft Entra admin center > Identity > External Identities > External collaboration settings > Guest invite settings
Answer is B
upvoted 2 times

Bobalo 9 months ago
Passed exam on 02-apr-2024 with a score of 839. Many questions were in the exam, but even the ones that weren't are easily answered if you can pass this test exam. 54 questions in total, one case study and one closed off question section. No simulations.
upvoted 2 times

agnesmandriva 1 year, 3 months ago
Selected Answer: B
Now it could be Entra ;)

upvoted 2 times

globy118 1 year, 6 months ago

Selected Answer: B

B

https://learn.microsoft.com/en-us/azure/active-directory/external-identities/external-collaboration-settings-configure

upvoted 1 times

Fiqri 1 year, 6 months ago

correct, if you don't believe me, open your azure portal and try!

upvoted 1 times

GMJack 1 year, 10 months ago

Selected Answer: B

While B is indeed the best answer it is not THE answer. When doing this on this level it affects all services including SharePoint. It is best to do this in the Microsoft management portal in Orgs Settings>Teams. This way the setting will only work inside teams and you are still able to invite guests to SharePoint.

upvoted 2 times

Tadele 2 years, 2 months ago

B is a correct Ans.

upvoted 3 times

Rocky83 2 years, 2 months ago

Selected Answer: B

B is correct

upvoted 3 times

Cooljoy7777 2 years, 2 months ago

Selected Answer: B

yes, the external collaboration settings in Azure Active Directory

upvoted 1 times

mariushun 2 years, 3 months ago

Selected Answer: B

yeah b

upvoted 1 times

willa08 2 years, 3 months ago

b is yes

upvoted 1 times

ParagDeshmukh 2 years, 8 months ago

i agree with "B"

upvoted 1 times

042 2 years, 8 months ago

just tested it in my tenant B is correct

upvoted 1 times

Tommo 2 years, 10 months ago

Selected Answer: B

I'd also agree with B being correct.

The external collaboration settings being changed in Azure AD is what will impact this change.

upvoted 1 times

Question #2 *Topic 1*

You work as a Systems Administrator for your company. The company has recently purchased a subscription to Microsoft 365.
All users in your company have a Microsoft 365 E3 license.
You are in the process of configuring Microsoft Teams.
You enable Guest access in Microsoft Teams to allow users in your company to collaborate with external users.
A company security policy states that guest users should not be able to use their cameras during Microsoft Teams meetings. Company users should be able to use their cameras during Microsoft Teams meetings.
You need to configure Microsoft Teams to meet the security requirement.
Which of the following actions should you perform in the Microsoft Teams Admin Center?

A. Configure the External access settings in Org-wide settings.

B. Configure the Teams settings in Org-wide settings.

C. Configure the Guest access settings in Org-wide settings.

D. Configure the Audio & Video settings in the default Meeting Policy

Suggested Answer: *C*

Community vote distribution

C (100%)

julioglez88 Highly Voted 2 years, 8 months ago
In my opinion the correct answer is C.
The correct option is in the Teams Admin Center, under users, select "Guest Access". From there, below the meeting options, you can turn off "IP Video" for guest.
upvoted 15 times

stemcin 2 years, 6 months ago
Agreed - https://admin.teams.microsoft.com/company-wide-settings/guest-configuration - IP Video = Off
upvoted 4 times

Tommo 2 years, 4 months ago
Thanks for posting the documentation link.
upvoted 1 times

JustJerry Most Recent 2 months ago
Selected Answer: C
Answer is C. Under new Teams layout navigate to: Settings & policies > Global (Org-Wide default) settings > Guest Access > In the meeting section toggle the Video Conferencing off. Video conferencing - Turn this setting On to allow guests to use video in their calls and meetings.
"https://learn.microsoft.com/en-us/microsoftteams/set-up-guests#configure-guest-access-in-the-teams-admin-center"
upvoted 1 times

correction 4 months ago
Selected Answer: C
Video conferencing - Turn this setting On to allow guests to use video in their calls and meetings.
https://learn.microsoft.com/en-us/microsoftteams/set-up-guests#configure-guest-access-in-the-teams-admin-center

Why not D? because it will disable camera for company user also therefore it make it more complex as we have to create and assign policy to each company group or user to allow camera.
upvoted 1 times

infopmlync 4 months, 3 weeks ago
Selected Answer: D
Since the security policy requires that guest users should not be able to use their cameras while company users can, you need to adjust meeting policies that control camera usage.

In the Microsoft Teams Admin Center, you can do this by:

Navigating to Meetings > Meeting policies.

Selecting the default Meeting Policy or creating a new policy.
Under Audio & video, find the setting "Allow camera for guests" and turn it off.
Ensure that company users have a policy applied where their cameras are allowed.
This setting ensures that external guests cannot use their cameras, while internal users retain full functionality.
upvoted 1 times

Lorenzo_Manca 5 months, 4 weeks ago

Selected Answer: D

By configuring the Audio & Video settings in the default Meeting Policy, you can control whether guest users are allowed to use their cameras during Microsoft Teams meetings. This allows you to disable camera access for guest users while keeping it enabled for company users.
upvoted 1 times

Jaszinho 11 months, 3 weeks ago

My answer is C. Users > Guess Access > Meeting > Video conferencing - Turn this setting On to allow guests to use video in their calls and meetings.
upvoted 1 times

globy118 12 months ago

IP video not found in Guest Access
but Users> Guest Access > video conferencing found
upvoted 2 times

SamBill 1 year, 1 month ago

no testlet part in Exam at all and no refunded can be applied.
upvoted 1 times

Targeter82 1 year, 9 months ago

Selected Answer: C

As known, Microsoft moved this point to "Users > Guest access". But "C" looks like the best answer here.
upvoted 4 times

ParagDeshmukh 2 years, 2 months ago

C is correct one
upvoted 1 times

Tommo 2 years, 4 months ago

Selected Answer: C

C is correct.
upvoted 1 times

certgreed 2 years, 5 months ago

Selected Answer: C

correct answer is C
upvoted 1 times

MrAlwi 2 years, 11 months ago

C is correct. there's a similar question like this at topic 1
upvoted 1 times

sha1979 2 years, 8 months ago

I believe the answer not correct. It is Gues access settings in Users section in Teams Admin Center but there is no other answer given here...
upvoted 2 times

Mike_A_UK 2 years, 8 months ago

At the time of this question, the Guest Access menu was available under Org-Wide settings.

Microsoft have removed org-wide settings, the settings in that section have been moved to their corresponding pages in the categories Teams, Users and Voice.

C is correct at the time this question was on the exam.
upvoted 6 times

estrelle2008 2 years, 4 months ago

and C still is correct, have a look at the url when selecting Users - Guest Access ;-)
upvoted 1 times

ivolavo 2 years, 8 months ago

Hi, you are right, but C looks the most close to the correct answer. Indeed going on Teams Admin Center > Guest Access > Meeting > disable IP Video

upvoted 4 times

Question #3 *Topic 1*

You work as a Microsoft 365 Administrator for your company. All users have Microsoft 365 licenses.
Users frequently collaborate by using private chats in Microsoft Teams.
You need to ensure that a single user is unable to permanently delete private chats.
Which of the following should you configure?

A. The user's Microsoft 365 license options in the Microsoft 365 Admin Center.

B. A meeting policy in Microsoft Teams.

C. A litigation hold on the user's mailbox.

D. A Sensitivity Label in the Security & Compliance Admin Center.

Suggested Answer: *C*

Community vote distribution

C (80%) B (20%)

julioglez88 Highly Voted 3 years, 8 months ago
Answer C is correct.
To preserver electronically store information (ESI), you can put selected users or all users on legal hold to make sure that all message interchange are discoverable by the organization's compliance manager or teams admins.
This has to be done in the Microsoft 365 Compliance center, creating a case to set the legal hold.
upvoted 7 times

rohitmedi Highly Voted 3 years, 6 months ago
Answer is correct...
upvoted 5 times

JustJerry Most Recent 2 months ago
Selected Answer: B
Answer is B. Under new Teams layout navigate to: Settings & policies > Global (Org-Wide default) settings > Messaging > Delete Chat/Delete sent messages toggle options are present.
upvoted 1 times

oyurchenko 2 months, 2 weeks ago
Selected Answer: C
Answer C is correct
upvoted 1 times

Ericson_Almeida_365 9 months, 1 week ago
Selected Answer: C
A ideia da retenção de litígio é não permitir a exclusão das informações, neste caso da pergunta, as conversas privadas.
Como o Teams é um front end ele não armazena nada, tudo ficar armazenado em algum serviço da nuvem da Microsoft, para entender melhor as dependências do Teams acesse (https://learn.microsoft.com/pt-br/training/modules/explore-teams/5-architecture)
Quando um usuário conversa em particular, essas mensagem são armazenada na Mailbox do usuário, e dentro do Centro Administrativo do 365 é possível habilitar o litigo:
Painel ADM365-> Usuário-> Clique em Usuários ativos-> Selecione o usuário que você deseja colocar em Retenção de litígio-> menu de propriedades-> selecione a guia Email-> Em Mais ações,-> Gerenciar retenção de litígio-> Ativar litígio e insira detalhes opcionais.
upvoted 1 times

MitchelLauwers1993 12 months ago
permanent deletion from the SubstrateHolds folder is always suspended if the mailbox is affected by another Teams retention policy for the same location, Litigation Hold, delay hold, or if an eDiscovery hold is applied to the mailbox for legal or investigative reasons.
upvoted 1 times

VirtuaTech 1 year, 1 month ago
No, C is correct, because private chats are store in mailbox, but group chats are not
upvoted 1 times

Lynmonade 1 year, 1 month ago

B, but it should be "messaging policy"
upvoted 2 times

FQTN 1 year, 1 month ago

Selected Answer: B

Microsoft Teams admin center/Messaging policies/Delete chat

Since its a MS Teams policy related, and in the newer MS tenant they split messaging policy from teams policy, so B is the most near answer
upvoted 1 times

FQTN 1 year, 1 month ago

Selected Answer: B

Microsoft Teams admin center/Messaging policies/Delete chat
Since its a MS Teams policy related, and in the newer MS tenant they split messaging policy from teams policy, so B is the most near answer
upvoted 1 times

SamBill 2 years, 1 month ago

no testlet part in Exam at all and no refunded can be applied.
upvoted 1 times

Pontual 2 years, 4 months ago

Shouldn't be option B
In Microsoft Teams admin center/Messaging policies/Delete chat/sent messages
upvoted 4 times

spektrum1988 1 year, 3 months ago

You are correct about finding this option in messaging policies. However answer B is talking about meeting policies.
upvoted 1 times

VinnieProIT 2 years, 4 months ago

Correct answer is C.
Please refer to https://learn.microsoft.com/en-us/microsoftteams/legal-hold

"In February 2020, we turned on legal hold for private channels. Private channel chats are stored in user mailboxes, while standard channel chats are stored in the mailbox associated with the parent team. If there is already a legal hold in place for a user mailbox, the hold policy will now automatically apply to private channel messages stored in that mailbox. There is no further action needed for an admin to turn this on. Legal hold of files shared in private channels is also supported"
upvoted 2 times

ParagDeshmukh 3 years, 2 months ago

A litigation hold on the user’s mailbox.
upvoted 2 times

042 3 years, 2 months ago

answer is correct just tested it
upvoted 3 times

Tommo 3 years, 4 months ago

Selected Answer: C

Agree with this. Litigation Hold will put a hold on all items.
upvoted 2 times

PeterCheng 3 years, 4 months ago

From Microsoft 365 admin center--> Users , click the user you want to set , and click mail , then you will find "manage ligigation hold" to keep the messag from being deleted.
upvoted 5 times

Question #4 *Topic 1*

You work as a Systems Administrator for your company. The company has departments named Sales, Accounts, Research and Production.
The company has recently purchased a subscription to Microsoft 365.
All users in your company have a Microsoft 365 E3 license.
You are in the process of configuring Microsoft Teams. You plan to create a team for each of the company departments.
All users have the Microsoft Teams desktop client installed.
You need to ensure that the Research team is labelled as Confidential when viewed in the Microsoft Teams client.
Which of the following actions should you perform?

A. Configure and publish a Sensitivity Label in the Security & Compliance admin center.

B. Configure and publish a Retention Label in the Security & Compliance admin center.

C. Configure a Teams policy in the Microsoft Teams admin center.

D. Configure the Meeting Settings in the Microsoft Teams admin center.

Suggested Answer: *A*

Community vote distribution

A (100%)

julioglez88 Highly Voted 3 years, 2 months ago
ANSWER IS CORRECT, OPTION A
In the Security & Compliance Center, you can configure and publish a Sensitivity Label, that you can applied during a team creation. Sensitivity labels allow Teams admin to protect and regulate access to sensitive organizational content, the benefit of using it is that their policies are automatically enforced end-to-end. A team owner can change the sensitivity label and the privacy setting of the team at any time by editing the Team.
upvoted 13 times

Lynmonade Most Recent 7 months, 1 week ago
Selected Answer: A
Answer is A
upvoted 1 times

M3770R 1 year ago
I believe the new approach in applying sensitivity labels is being done in Microsoft Entra ID, whether you are about to create a new group or existing one.
upvoted 1 times

Suprotim 1 year ago
Did you appear for the exam recently?
upvoted 1 times

ParagDeshmukh 2 years, 8 months ago
Selected Answer: A
Configure and publish a Sensitivity Label in the Security & Compliance admin center.
upvoted 1 times

ParagDeshmukh 2 years, 8 months ago
Configure and publish a Sensitivity Label in the Security & Compliance admin center.
upvoted 1 times

powerMaster 2 years, 9 months ago
Selected Answer: A
of course!
upvoted 1 times

abbijohn 2 years, 11 months ago
Selected Answer: A
Answer is A
upvoted 1 times

rohitmedi 3 years ago

Answer is correct...

upvoted 3 times

rqvsqezh 3 years, 5 months ago

Use sensitivity labels with Microsoft Teams, Microsoft 365 groups, and SharePoint sites - Microsoft 365 Compliance | Microsoft Docs
https://docs.microsoft.com/en-us/microsoft-365/compliance/sensitivity-labels-teams-groups-sites?view=o365-worldwide#using-sensitivity-labels-for-microsoft-teams-microsoft-365-groups-and-sharepoint-sites

upvoted 4 times

Question #5 *Topic 1*

You work as a Systems Administrator for your company. The company has departments named Sales, Accounts, Research and Production.
The company has a subscription to Microsoft 365. All users in your company have a Microsoft 365 E5 license.
You have configured a Team for each of the departments.
Currently, users in any department can use Microsoft Teams to communicate with users from any other department.
You need to configure the environment to ensure that users in the Research team can only communicate with other users in the Research team by using Microsoft
Teams.
What should you do?

A. Configure a Teams Meeting policy.

B. Configure Information Barrier policies.

C. Configure an App Protection policy.

D. Configure Conference Bridges.

Suggested Answer: *B*

Community vote distribution

B (100%)

julioglez88 Highly Voted 2 years, 2 months ago
Answer is correct, option B "Configure Information Barriers"
With Information barriers you can define policies that are designed to prevent certain segments of users from communicating with each other or allow specific segments to communicate only with certain other segments. When you define policies for information barriers, you will work with user account attributes such as department. With this you can prevent unauthorized collaboration.
upvoted 15 times

M3kf5 Most Recent 1 year ago
Am unsure or do not feel good about option B being the correct response.

The slightly reworded question is "constrain the users of the Research department to use only the Teams app to communicate with their colleagues in the Research department". It's not asking them to stop communicating with other departments.
upvoted 1 times

Shinolgarashi 1 year, 2 months ago
Answer is correct. Mr Nel and Mr Moseki, please note.
upvoted 1 times

ParagDeshmukh 1 year, 8 months ago
Selected Answer: B
option B - Configure Information Barrier
upvoted 2 times

Tommo 1 year, 10 months ago
Selected Answer: B
Agreed - B is correct.
upvoted 1 times

PeterCheng 1 year, 10 months ago
From admin center --> Compliance --> Information Barriers
upvoted 2 times

certgreed 1 year, 11 months ago
Selected Answer: B
correct answer is B
upvoted 1 times

rohitmedi 2 years ago
Answer is correct...

upvoted 2 times

fazal 2 years, 3 months ago

Correct

upvoted 2 times

Question #6 *Topic 1*

You work as a Systems Administrator for your company. The company has several departments.
The company has a subscription to Microsoft 365. All users in your company have a Microsoft 365 E5 license.
You have configured a Team for each of the departments.
You need to ensure that you are notified if a user creates a new Team by using the Create a Team option in the Microsoft Teams client.
Which of the following actions should you perform?

A. Configure the External Collaboration settings in the Azure Active Directory admin center.

B. Configure a supervision policy in the Security & Compliance admin center.

C. Configure an eDiscovery Case in the Security & Compliance admin center.

D. Configure an alert policy in the Security & Compliance admin center.

Suggested Answer: *D*

Community vote distribution

D (100%)

RazielLycas Highly Voted 9 months, 3 weeks ago

D is more or less correct but it's changed now isn't an ALERT POLICY but instead an ACTIVITY ALERTS under Policies&rules in the SECURITY portal

upvoted 9 times

Seb1979 Highly Voted 1 year, 2 months ago

D is correct. Source : https://docs.microsoft.com/en-us/microsoft-365/compliance/alert-policies?view=o365-worldwide

There is plenty of policy that you can use to prevent abusive usage.

upvoted 6 times

ParagDeshmukh Most Recent 8 months, 1 week ago

Selected Answer: D

Configure an alert policy in the Security & Compliance admin center. is correct

upvoted 2 times

Tommo 10 months, 2 weeks ago

Selected Answer: D

Answer is correct.

upvoted 1 times

certgreed 11 months ago

Selected Answer: D

correct answer is D

upvoted 1 times

rohitmedi 1 year ago

Answer is correct...

upvoted 3 times

Question #7 *Topic 1*

You work as a Systems Administrator for your company. The company has a subscription to Microsoft 365.
All users in your company have a Microsoft 365 E5 license.
A user named User1 has the Microsoft Teams desktop client on his Windows 10 client computer.
User1 reports several problems when using Microsoft Teams.
You need to view the debug logs on User1's computer.
Which of the following actions should you perform to generate the debug logs?

A. Press the following key combination: Ctrl+Alt+Shift+1.

B. Right click on the Teams icon and select Get Logs.

C. Use Windows Event Viewer and browse to the Application Log.

D. Run a Usage report in the Teams admin center.

Suggested Answer: *A*

Community vote distribution

A (100%)

julioglez88 Highly Voted 3 years, 2 months ago
This question could be confusing considering that we have two options to get client logs.
One is clicking the MS Teams icon in the system tray and select "Get logs" (this works for MacOS and Windows).
In another hand we have the option to press (in windows) CTRL + Alt + Shift + 1. (In MacOS) Option + Command + Shift + 1.

In the question is not specifiying the Teams in the icon system try and either the operative system. In my opinion both answer A and B should be correct. I have to choose one, I will select the A, because the exam is for an MS Teams admin role which means you know more details to get the information.
upvoted 11 times

Jahbyke1 3 years, 1 month ago
Desktop and media logs are required only by MS support. These 2 requires getting logs through system tray MS Teams icon. Debug is gotten through the keyboard combinations
upvoted 2 times

Jahbyke1 3 years, 1 month ago
Yes, there are two ways. But the specifically asked to view "debug logs". So the keyboards shortcut is most appropriate answer.
upvoted 2 times

Davidchercm Highly Voted 3 years, 3 months ago
answer is correct. :https://docs.microsoft.com/en-us/microsoftteams/log-files
upvoted 6 times

spektrum1988 Most Recent 9 months, 2 weeks ago
A and B seem to do the exact same thing. Exact same log files are generated.
upvoted 1 times

Larry23 1 year, 5 months ago
A and B literally do they exact same thing. I just tested this, and both methods download a folder named MSTeams Diagnostics Log with the date and time. The folder contains three folders named Desktop, Meeting, Web. They all contain the exact same files.. We all can test this within 2 minutes ourselves if you have Teams installed.
upvoted 2 times

JOates1993 1 year, 11 months ago
The correct answer should be...
Press the following key combination: Ctrl+Alt+Shift+1 whilst in the TEAMS App
upvoted 3 times

Shinolgarashi 2 years, 2 months ago
Answer is correct. Mr Nel and Mr Moseki, please note.
upvoted 1 times

alex53 2 years, 3 months ago

Answer is A

upvoted 1 times

Targeter82 2 years, 3 months ago

Selected Answer: A

Now this one got me, but as the wording "Get Logs" is wrong here when using right click on the Teams tray icon, answer "A" seems to be the best choice.

upvoted 1 times

ParagDeshmukh 2 years, 8 months ago

Selected Answer: A

Ctrl+Alt+Shift+1.

upvoted 1 times

Tommo 2 years, 10 months ago

Selected Answer: A

This is the correct answer. The keyboard shortcut works for me after testing.

upvoted 1 times

dge888 2 years, 12 months ago

Selected Answer: A

The Answer is A because the wording in Answer B should be clicking the MS Teams icon in the system tray and select "Collect Support files"

upvoted 3 times

rohitmedi 3 years ago

Answer is correct...

upvoted 1 times

TKhan2021 3 years, 3 months ago

As per Microsoft "To collect logs for Browser and Windows: Keyboard shortcut: Ctrl + Alt + Shift + 1". It doesn't work for me. Rather clicking on Teams icon and click on "Get Logs" works.

The files will be available in %userprofile%\Downloads

upvoted 2 times

Question #8 *Topic 1*

Your company has a subscription to Microsoft 365. All users in your company have a Microsoft 365 E5 license.
All users use Microsoft Teams for collaboration.
A manager wants to be able to view the Microsoft Teams usage reports.
You need to assign the manager permission to view the usage reports. The solution must use the principle of least privilege.
Which of the following actions should you perform?

A. Assign the Teams Communications Administrator role to the manager.

B. Assign the Security Administrator role to the manager.

C. Assign the Reports Reader role to the manager.

D. Assign the Compliance Manager role to the manager.

Suggested Answer: *C*

Community vote distribution

C (80%) A (20%)

Cino1234 Highly Voted 2 years, 9 months ago
C is correct!
upvoted 8 times

mariza21 Most Recent 1 year ago
Selected Answer: C
The correct answer is C. With reports reader access they can access the information they need and nothing more, which follows the security rule of least priviledge.
upvoted 1 times

dusting00 1 year, 3 months ago
Selected Answer: C
I think this is referring to the Usage reports in the O365 admin center, not the ones in Teams admin.
upvoted 1 times

Jagomsah 1 year, 3 months ago
Selected Answer: C
There's something missing here.
According to MS " You must be either a global admin, ***global reader and reports reader***, or Teams service admin to view the reports in Teams admin center"
There is an "and" requiring both roles, and yet "C" is the closest answer …..
upvoted 3 times

Bonski 1 year, 3 months ago
View the usage report:
You must be either a global admin, global reader and reports reader, or Teams service admin to view the reports in Teams admin center

https://learn.microsoft.com/en-us/microsoftteams/teams-analytics-and-reports/teams-usage-report
upvoted 2 times

Paulus01 1 year, 3 months ago
What kind or usage report do they mean? As an Global Admin you can assign the role "Global Reader" to a user. This user does not have acces to the Usage Report in the Teams Admin Center (TAC), only to the dashboard for Teams, available in M365 Admin Center Usage / Microsoft Teams / Teams usage. However, this report only information at a higher level than the Report in Teams admin Center.
From link below: "How to access the reports: Global Reader (only tenant-level aggregate and no per-user or team data)"
https://learn.microsoft.com/en-us/microsoftteams/teams-analytics-and-reports/teams-reporting-reference
However, only C fits best but this is not a usage report as shown in TAC.
upvoted 1 times

robcon 1 year, 4 months ago
Selected Answer: C

They only need to be able to read the reports and that ends up being the least usage rights of them all. Even though A would also be a correct method, A has more privileges than C.
upvoted 1 times

Cloudz_1 1 year, 5 months ago

Selected Answer: C

Just verified this in my test tenant. After assigning the manager the report reader role he will be able to see Teams usage report in the 365 admin center.

Answer is C.
upvoted 3 times

Targeter82 1 year, 9 months ago

Selected Answer: A

That's a tricky one, but answer "A" seems to be more correct. The buzzwords "least privilege" and "Teams Usage Reports" (which can only be found in Teams Admin Center) are pointing to the "Teams Communications Administrator" role.

Answer "C" says Reports Reader, that is not valid here in my opinion.

Source:
https://learn.microsoft.com/en-US/microsoftteams/using-admin-roles
upvoted 2 times

Eltanany 1 year, 6 months ago

C is correct because of "least privilege". As Reports Reader role will achieve the requirements, but A will achieve the requirements and give more privileges to manager and actually no need, he is not an administrator to give him administrator role. So, the Reports Reader role is enough.
upvoted 3 times

NesStark 1 year, 9 months ago

C is correct Answer
source : https://learn.microsoft.com/en-us/microsoft-365/admin/activity-reports/activity-reports?view=o365-worldwide
upvoted 3 times

ParagDeshmukh 2 years, 2 months ago

Selected Answer: C

C is correct Answer
upvoted 1 times

RazielLycas 2 years, 2 months ago

Selected Answer: C

least privilege
upvoted 1 times

VictorMS 2 years, 5 months ago

Selected Answer: C

As long as you have to follow the least privilege rule, C is correct
upvoted 1 times

Abhishek1610 2 years, 5 months ago

Selected Answer: C

C is correct.
upvoted 1 times

hufflepuff 2 years, 5 months ago

Selected Answer: C

C is Correct
upvoted 1 times

TonySuccess 2 years, 5 months ago

C (https://docs.microsoft.com/en-us/microsoftteams/teams-activity-reports)
upvoted 2 times

crabbybubbles 2 years, 6 months ago

Selected Answer: A

I believe the answer is A, reports reader role doesn't grant access to TAC

upvoted 2 times

ExamMonadMonkey 2 years, 5 months ago

C is correct. With Reports Reader Role, you can view Microsoft Teams Usage in Microsoft Admin Center under Reports>Usage>Microsoft Teams.

upvoted 6 times

rohitmedi 2 years, 6 months ago

Answer is correct...

upvoted 1 times

Question #9 *Topic 1*

You work as a Systems Administrator for your company. The company has a subscription to Microsoft 365. All users in your company have a Microsoft 365 E5 license.
All users in the company use Microsoft Teams for collaboration.
Users report that a team has been deleted in Microsoft Teams. The team was available yesterday.
You need to restore the deleted team.
Which tool should you use?

A. The Microsoft Teams admin center

B. The Microsoft Teams client app

C. The Azure Active Directory admin center

D. The Exchange Online admin center

Suggested Answer: *C*

Community vote distribution

C (82%) A (18%)

julioglez88 Highly Voted 3 years, 8 months ago
Answer is correct, tested on my own enviroment, however consider the following:
With the proper admin roles you can either restore a deleted group from Azure Active Directory Center or Microsoft 365 Admin Center within the first 30 days after deletion (soft deletion time), consider this if you have either one of the two options, if you have both, I would select Microsoft 365 Admin Center, considering the least privilege, it is easier to have access to 365 admin center than AAD.
Apparently the owner of the group is also able to restore this deleted group within the first 30 days after deletion in the office 365. I am assuming this is in Outlook or SharePoint. I was not able to test this part.
upvoted 16 times

Harshul 3 years, 2 months ago
https://docs.microsoft.com/en-us/learn/modules/create-manage-teams/08-archive-delete-restore-team
upvoted 2 times

robcon 2 years, 4 months ago
Tricky though, because all this link gives you is AzureAD cmdlets to connect to the Azure Admin Center. Yes, you can do both, but the above link doesn't specifically say you can use the AAD GUI.
upvoted 1 times

mariza21 Highly Voted 2 years ago
Selected Answer: C
This is a question that speaks to an OLDER VERSION of Teams. You can now access deleted teams from within the Teams Admin Center > Manage teams > Actions (upper right corner) > View deleted teams. HOWEVER, for the test... the answer is still C.
upvoted 14 times

Jshuf Most Recent 1 month, 1 week ago
Selected Answer: A
Since it doesn't mention anything about the group deletion and just the team, you can go through the admin center to restore a deleted team (as long as it's within 30 days).
upvoted 2 times

karmax357 3 months, 3 weeks ago
Selected Answer: A
Microsoft Teams Admin Center is more appropriate here, as it is meant for managing teams rather than groups, which is been managed through AAD
upvoted 1 times

acom 4 months, 2 weeks ago
Selected Answer: A
a. Teams admin center can do that
upvoted 1 times

infopmlync 4 months, 3 weeks ago

Selected Answer: A

To restore a deleted team in Microsoft Teams, you should use:

A. The Microsoft Teams admin center

The Microsoft Teams admin center allows you to manage and restore deleted teams, ensuring that your users can continue their collaboration without interruption.

upvoted 1 times

Lorenzo_Manca 5 months, 3 weeks ago

Selected Answer: A

The Microsoft Teams admin center allows you to manage and restore deleted teams.

upvoted 2 times

kahhann 7 months, 1 week ago

Selected Answer: A

https://learn.microsoft.com/en-us/microsoftteams/manage-teams-in-modern-portal

upvoted 1 times

kahhann 7 months, 1 week ago

Restore deleted teams

To restore a deleted team in the Teams admin center, do the following:

Go to the Teams Admin center > Teams > Manage teams.

Expand Actions menu on the top right corner, click View deleted teams.

Select the team that you want to restore from the list, and then click Restore. You can also select multiple teams and restore them.

https://learn.microsoft.com/en-us/microsoftteams/manage-teams-in-modern-portal

upvoted 1 times

kahhann 7 months, 1 week ago

If you're a groups administrator, you can restore a deleted group in the Microsoft 365 admin center:

Go to the Microsoft 365 admin center.

Expand Groups, and then select Deleted groups.

Select the group that you want to restore, and then select Restore group.

https://learn.microsoft.com/en-us/microsoft-365/admin/create-groups/restore-deleted-group?view=o365-worldwide&tabs=admin-center

upvoted 1 times

tecnicosoffshoretech 8 months, 3 weeks ago

But to restore a deleted team in Microsoft Teams, the correct tool to use is the Microsoft Teams admin center. The Azure Active Directory admin center (option C) is primarily used for managing users and groups, not for restoring deleted Teams.

If you need help navigating the Microsoft Teams admin center to restore the team, feel free to ask!

upvoted 1 times

Rickerttt 10 months, 2 weeks ago

Selected Answer: A

https://admin.teams.microsoft.com/teams/manage/deleted-teams

Here you can restore the deleted team.

upvoted 1 times

TheDJ76 10 months, 2 weeks ago

When the question was written there was no way to restore from the TAC. So it was C. Now you can, so the answer is A or C. Both would work.

upvoted 1 times

FQTN 1 year, 1 month ago

Selected Answer: C

MS Entra admin center > identity > groups > deleted groups > then select the deleted group and click restore

Answer is C

upvoted 1 times

FQTN 1 year, 1 month ago

Selected Answer: C

MS Entra admin center > identity > groups > deleted groups > then select the deleted group and click restore

Answer is C

upvoted 1 times

spektrum1988 1 year, 3 months ago

Selected Answer: A

Answer A is also correct.

https://support.microsoft.com/en-us/office/archive-or-restore-a-team-in-microsoft-teams-dc161cfd-b328-440f-974b-5da5bd98b5a7

upvoted 2 times

EsamiTopici 1 year, 4 months ago

Selected Answer: A

https://learn.microsoft.com/en-us/microsoftteams/manage-teams-in-modern-portal#restore-deleted-teams

upvoted 2 times

Question #10 *Topic 1*

Your company has a subscription to Microsoft 365. All users in your company have a Microsoft 365 E5 license.
All users use Microsoft Teams for collaboration.
An Office 365 group contains 300 users including 50 guest accounts. A Microsoft Team has been created from the group.
You need to ensure that the group contains only members and guest accounts that require access to the group. Any members or guest accounts that are either inactive or no longer require access to the group should be removed. The solution must ensure that group membership is validated every month.
Which of the following should you configure?

A. A Conditional Access policy

B. A Supervision policy

C. An Access Review

D. A Teams policy

Suggested Answer: *C*

Community vote distribution

C (100%)

Mr_Dinges Highly Voted 1 year, 11 months ago
https://docs.microsoft.com/en-us/azure/active-directory/governance/create-access-review
upvoted 5 times

Emmuyah Most Recent 1 year ago
Access Review meets the condition
upvoted 1 times

ParagDeshmukh 1 year, 8 months ago
Selected Answer: C
C is correct Answer
upvoted 1 times

certgreed 1 year, 11 months ago
Selected Answer: C
correct answer is C
upvoted 2 times

rohitmedi 2 years ago
Answer is correct...
upvoted 2 times

Question #11 *Topic 1*

You work as a Systems Administrator for your company. The company has a subscription to Microsoft 365 and all users have a Microsoft 365 E3 license.
The company network includes Windows Server 2019 servers that host a Virtual Desktop Infrastructure (VDI).
All company users use the Microsoft Teams desktop client in non-persistent virtual desktops.
Microsoft has released an update to the Microsoft Teams client that includes several new features.
You need to ensure that all virtual desktop users are able to use the updated Microsoft Teams clients.
Which of the following actions should you perform?

A. Configure the Teams Upgrade Policy with the Upgrade to Teams setting.

B. Uninstall the Microsoft Teams MSI package from the VM image and install the latest version.

C. Configure a Group Policy Object to deploy the latest version of the Microsoft Teams client.

D. Configure Windows Updates on the servers hosting the VDI.

Suggested Answer: *B*

Community vote distribution

B (100%)

Tiit Highly Voted 3 years, 11 months ago
B) Seems correct.

"With per-machine installation, automatic updates is disabled. This means that to update the Teams app, you must uninstall the current version to update to a newer version. With per-user installation, automatic updates is enabled. For most VDI deployments, we recommend you deploy Teams using per-machine installation.

To update to the latest Teams version, start with the uninstall procedure followed by latest Teams version deployment."

https://docs.microsoft.com/en-us/microsoftteams/teams-for-vdi
upvoted 13 times

BigO76 1 year, 5 months ago
the real reason B is right is because In a non-persistent VDI setup, user environments are reset to a default state at each logon. This means that software updates or changes need to be applied to the base VM image, so they are present in each new user session.
upvoted 6 times

MitchelLauwers1993 Most Recent 12 months ago
B:
For a non-persistent setup, the Teams desktop app must be installed per-machine to the golden image. This ensures an efficient launch of the Teams app during a user session. To learn more, see the Install or update the Teams desktop app on VDI section.
https://learn.microsoft.com/en-us/microsoftteams/teams-for-vdi
upvoted 1 times

Shinolgarashi 2 years, 8 months ago
Answer is correct. Mr Nel and Mr Moseki, please note. This is the correct way.
upvoted 2 times

ParagDeshmukh 3 years, 2 months ago
Selected Answer: B
B is correct Answer
upvoted 2 times

certgreed 3 years, 5 months ago
Selected Answer: B
correct answer is B
upvoted 2 times

rohitmedi 3 years, 6 months ago

Answer is correct...
upvoted 2 times

julioglez88 3 years, 8 months ago
Answer is correct, option B.
In VDI clients you can deploy Teams per machine or per user, and in non-persistent setup as mentioned below, it means that is a per machine installation:
"All company users use the Microsoft Teams desktop client in non-persistent virtual desktops."
Considering that, by default automatic updates are disable, the only option is you must uninstall and re-install, for that reason option B is correct.
upvoted 4 times

Madhusudhan_Mondal 3 years, 8 months ago
B is correct

Install or update the Teams desktop app on VDI
You can deploy the Teams desktop app for VDI using a per-machine installation or per-user installation using the MSI package. Deciding on which approach to use depends on whether you use a persistent or non-persistent setup and the associated functionality needs of your organization.

For a dedicated persistent setup, either approach would work. However, for a non-persistent setup, Teams requires a per-machine installation in order to work efficiently. See the Non-persistent setup section.

With per-machine installation, automatic updates are disabled. This means that to update the Teams app, you must uninstall the current version to update to a newer version. With per-user installation, automatic updates are enabled. For most VDI deployments, we recommend you deploy Teams using per-machine installation.

To update to the latest Teams version, start with the uninstall procedure followed by latest Teams version deployment.
upvoted 4 times

Question #12 *Topic 1*

You work as a Systems Administrator for your company. The company has several departments including a Research and Development department.
The company has a subscription to Microsoft 365. All users in your company have a Microsoft 365 E5 license.
You have configured a Team for each of the departments.
The Research & Development team has a channel named Design. The company plans to work with an external contractor to help design a new product. You have created a guest account for the contractor.
The contractor reports that he is unable to post to the Design channel.
You need to enable the contractor to post to the Design channel.
Which of the following actions should you perform?

A. Configure the Global Meeting policy in the Microsoft Teams admin center.

B. Configure the external collaboration settings in Azure Active Directory.

C. Configure the Default Teams App Permission policy in the Microsoft Teams admin center.

D. Configure the Guest Access settings in the Microsoft Teams admin center.

Suggested Answer: *D*

Community vote distribution

D (100%)

CertMeTo Highly Voted 1 year, 2 months ago
Now in Users->Guest Access
upvoted 12 times

julioglez88 Highly Voted 1 year, 2 months ago
Just tested, the answer is correct, option D: Configure the Guest Access settings in the Microsoft Teams admin center.
In Microsoft Teams Admin Center, go to users, and select "Guest Access", here in the Messaging, you can turn on or off setting for guests in chats or channel conversations.
upvoted 6 times

ParagDeshmukh Most Recent 8 months, 1 week ago
Selected Answer: D
D is correct Answer
upvoted 2 times

certgreed 11 months ago
Selected Answer: D
correct answer is D
upvoted 2 times

rohitmedi 1 year ago
Answer is correct...
upvoted 1 times

JoePal 1 year, 4 months ago
D is correct
https://docs.microsoft.com/en-us/microsoftteams/set-up-guests
upvoted 2 times

earlt 1 year, 4 months ago
Guest Access
Guest Access is under Org-wide settings > Guest Access

Microsoft Teams admin center > Org-wide settings > guest access > messaging > Chat (On or Off)
upvoted 3 times

Cole_Shi 1 year, 5 months ago

Can guess access specific to a channel level?
If not, the answer should not be D.
upvoted 3 times

Question #13 *Topic 1*

You work as a Systems Administrator for your company. The network includes an Active Directory domain and 200 client computers that run Windows 10. All client computers are joined to the on-premises Active Directory domain and registered with Azure Active Directory.
The company has a Microsoft 365 subscription that includes Microsoft Intune. All client computers are enrolled in Microsoft Intune.
You need to deploy the Microsoft Teams client to the client computers.
Which two of the following deployment methods could you use? (Choose two).

A. Configure a Conditional Access policy in Azure Active Directory.

B. Configure an app in Microsoft Intune.

C. Configure an Active Directory Group Policy Object (GPO).

D. Configure an app registration in Azure Active Directory.

E. Configure a Collection in Azure Active Directory.

Suggested Answer: *BC*

Community vote distribution

BC (88%) 6%

Reneetje Highly Voted 2 years, 12 months ago
B and C are correct. see https://docs.microsoft.com/en-us/troubleshoot/windows-server/group-policy/use-group-policy-to-install-software
upvoted 12 times

Yavani Most Recent 8 months, 1 week ago
Selected Answer: BC
Correct
upvoted 1 times

Dzbuj 1 year, 5 months ago
Selected Answer: BC
B and C are correct
upvoted 2 times

fran10_96 1 year, 8 months ago
Selected Answer: BC
B y C es correcto.
upvoted 3 times

tdasuni001 1 year, 2 months ago
Perfecto
upvoted 1 times

ShinoIgarashi 1 year, 8 months ago
Answers are correct. It is B and C.
upvoted 1 times

Targeter82 1 year, 9 months ago
Selected Answer: B
Answer "B+C" might be both correct, but "cloud" is some kind of "new world" and the last sentence "The company has a Microsoft 365 subscription that includes Microsoft Intune. All client computers are enrolled in Microsoft Intune" seems to be the best choice to go for the new world. :D
upvoted 2 times

ParagDeshmukh 2 years, 2 months ago
Selected Answer: BC
B & C are correct Answers
upvoted 1 times

RazielLycas 2 years, 2 months ago
Selected Answer: BC
choose 2.. so B and C (if you have SCCM aka MEM it could be used too)

upvoted 2 times

DrMiyu 2 years, 2 months ago

Selected Answer: BC

B - for Intune of course

C - it's not a great way to push apps but it's doable

upvoted 4 times

Bouncy 2 years, 3 months ago

Selected Answer: BC

Voting for correct answer

upvoted 1 times

Topgeer123 2 years, 4 months ago

BC are the only 2 ways to push application's to the users devices.

upvoted 1 times

certgreed 2 years, 5 months ago

Selected Answer: C

correct answer is BC

upvoted 1 times

rohitmedi 2 years, 6 months ago

Answer is correct...

upvoted 1 times

Question #14 *Topic 1*

You work as a Systems Administrator for your company. The company has several departments.
The company has a subscription to Microsoft 365. All users in your company have a Microsoft 365 E3 license.
You have configured a Team for each of the departments. Each team includes several guest accounts for external contractors.
A security policy has the following requirements:
➩ Contractors must not be able to create channels in Microsoft Teams.
➩ Contractors must not be able to update channels in Microsoft Teams.
You need to implement the security policy.
Which two of the following actions would meet the requirement? (Choose two)

A. Run the Get-AzureADGroup and Set-AzureADGroup PowerShell cmdlets.

B. Configure the Guest Access settings in the Microsoft Teams admin center.

C. Modify the default Meeting policy.

D. Modify the Meeting settings.

E. Run the Get-Team and Set-Team PowerShell cmdlets.

Suggested Answer: *BE*

Community vote distribution

BE (100%)

city_simpli Highly Voted 3 years, 11 months ago
The answer is correct and actually makes sense. First of all in the Teams Guest Access menu we allow guest users (because we presumably haven't done it yet). Second - using Set-Team cmdlet with AllowGuestCreateUpdateChannels - False settind we disallow guest users to create/update channels. See more here: https://docs.microsoft.com/en-us/powershell/module/teams/set-team?view=teams-ps
upvoted 21 times

adarvasi Highly Voted 3 years, 11 months ago
Not sure if the answer is correct.
This setting is in the Teams Desktop App.
Manage team > Settings > Guest permissions > Allow guest to create and update channels tick box.
So the owner(s) of a team can do this.
upvoted 11 times

DaDaDave 2 years, 2 months ago
Good to know it is there as well, they might later add a version of the question asking for that or giving that as an option
upvoted 1 times

correction Most Recent 4 months ago
Selected Answer: E
E is correct is B is not as In Guest Access setting there is no option for channels.
https://learn.microsoft.com/en-us/microsoftteams/set-up-guests
But we can also define this setting in Teams Admin Center
Navigate to Teams > Manage Teams
Select the team and go to Settings
Under Guest permissions, disable:
✓ Create and update channels
✓ Delete channels
or
In Microsoft Desktop Team App
upvoted 1 times

val0o 7 months, 2 weeks ago
E is correct. I don't agree with B since the question mentions that the team already includes guests so I don't see why we should go to Guest Access Settings
upvoted 2 times

kitty73 1 year ago

Selected Answer: BE

Link supporting B: https://support.microsoft.com/en-us/office/set-guest-permissions-for-channels-in-microsoft-teams-4756c468-2746-4bfd-a582-736d55fcc169.

The link supporting E is in the comment below

upvoted 1 times

sum_000 2 years, 8 months ago

Selected Answer: BE

Correct Answer is B & E.

you can disable the Add/Edit channel for Guests.

TAC -> Teams -> Managed Teams -> Open the selected Team -> Edit -> Guests Permissions-> Guest can add or edit channels (on or off)

upvoted 5 times

CliffyNitsef 2 years, 7 months ago

I agree with the given TAC configuration above, it is in there for guest access permission via GUI.

upvoted 1 times

Adymax 3 years, 3 months ago

E is correct , Don't see in TAC a way to disable channel creation for guests for B to be correct.

upvoted 1 times

RazielLycas 3 years, 3 months ago

Set-Team is the only right option with the parameter -AllowGuestCreateUpdateChannels, in TEAMS Admin Center you can't limit anything channel related

upvoted 2 times

certgreed 3 years, 5 months ago

Selected Answer: BE

correct answer is BE

upvoted 1 times

rohitmedi 3 years, 6 months ago

Answer is correct...

upvoted 1 times

LearnedBehavior 3 years, 7 months ago

Makes sense. You modify the settings of the Team in question in TAC to allow / prohibit guests creating or updating channels. Same with set-team cmdlet.

upvoted 2 times

Cole_Shi 3 years, 11 months ago

I think E is correct but B should not be.

You cannot restrict contractor to create/ update channel in the Teams admin center.

upvoted 2 times

smosmo 3 years, 11 months ago

Sorry, meant E. and B. Answer is correct

upvoted 2 times

smosmo 3 years, 11 months ago

E. https://docs.microsoft.com/en-us/powershell/module/teams/set-team?view=teams-ps

A. Guest Access Settings

All other options do not fit

upvoted 2 times

emilianogalati 4 years ago

No solution to the Question.

Only solution found is to Block Channel Creation

upvoted 2 times

Question #15 *Topic 1*

You work as a Systems Administrator for your company. The company has a subscription to Microsoft 365. The company has 300 users and all users have a
Microsoft 365 E3 license.
All users in the company use Microsoft Teams for collaboration.
The company has hired a new technician to help with the management of Microsoft Teams.
You need to assign a security role to the new technician to ensure that he can perform the following tasks for all users:
➪ Access, monitor, and troubleshoot call quality and reliability using data displayed in the Call Quality Dashboard (CQD).
➪ Use the advanced troubleshooting toolset to troubleshoot call quality issues.
Which of the following roles should you assign to the technician? The solution must minimize the assigned permissions.

A. Teams Communications Support Specialist

B. Teams Communications Administrator

C. Teams Communications Support Engineer

D. Teams Service Administrator

Suggested Answer: *C*

Community vote distribution

C (100%)

cloudboys Highly Voted 3 years, 5 months ago
Teams Communications Support Engineer is the right answer, 100% correct, that means C
upvoted 16 times

Ginzo Highly Voted 2 years, 9 months ago
The key word is ADVANCED when talking about troubleshooting tools. Those tools are only available to the Teams Communications Support Engineer vs the Specialist.
upvoted 8 times

PERCY23 Most Recent 9 months, 1 week ago
Selected Answer: C
It is definitely C
upvoted 1 times

globy118 1 year, 6 months ago
Selected Answer: C
Use the advanced troubleshooting toolset to troubleshoot call quality issues.
should be Teams Communications Support Engineer
upvoted 1 times

ParagDeshmukh 2 years, 8 months ago
Selected Answer: C
https://docs.microsoft.com/en-US/azure/active-directory/roles/permissions-reference?WT.mc_id=365AdminCSH
upvoted 2 times

certgreed 2 years, 11 months ago
Selected Answer: C
correct answer is C
upvoted 2 times

TonySuccess 2 years, 11 months ago
Teams Communications Support Engineer
upvoted 1 times

rohitmedi 3 years ago
Answer is correct...
upvoted 1 times

Madhusudhan_Mondal 3 years, 2 months ago

Teams Communications Support Engineer || Troubleshoot communications issues within Teams by using advanced tools.

1. View user profile page and troubleshoot user call quality problems using advanced troubleshooting toolset.
2. Access, monitor, and troubleshoot tenant's call quality and reliability using data exposed in Call Quality Dashboard (CQD) down to the users who are impacted by poor call quality.

upvoted 3 times

aragorn9 3 years, 4 months ago

Here, it is also same as specialist but main thing that changes to engineer is 'access to advance troubleshooting toolset' it can be anyone from top till engineer and observe the point 'the solution must minimize the assigned permissions'. So it is engineer only.

upvoted 3 times

blamsubi 3 years, 4 months ago

Answer: Teams Communications Support Engineer
https://docs.microsoft.com/en-us/microsoftteams/using-admin-roles#teams-roles-and-capabilities
TC Support Specialist has access to _basic_ tools. So Keyword in question is _advanced_ tools.

upvoted 2 times

TinaTina 2 years, 9 months ago

Teams Communications Administrator-View user profile page and troubleshoot user call quality problems using the advanced troubleshooting toolset.
Access, monitor, and troubleshoot tenant's call quality and reliability using data exposed in Call Quality Dashboard (CQD) down to the users who are impacted by poor call quality. Create new call quality reports, update, and remove call quality reports as needed. Upload and update CQD building data.
Teams Communications Support Engineer-View user profile page and troubleshoot user call quality problems using advanced troubleshooting toolset.

Access, monitor, and troubleshoot tenant's call quality and reliability using data exposed in Call Quality Dashboard (CQD) down to the users who are impacted by poor call quality.

i am confused now

upvoted 1 times

sukar 3 years, 5 months ago

Typo -- Advance should be Engineer..

upvoted 1 times

sukar 3 years, 5 months ago

Advance should be specialist.

upvoted 1 times

Question #16 *Topic 1*

You work as a Systems Administrator for your company. The company has a main office in New York and 20 branch offices in North America.
Some of the branch offices are in locations with low bandwidth Internet connectivity.
The company has a Microsoft 365 subscription. All users in the company have a Microsoft 365 E3 license.
All users in the main office use Microsoft Teams for collaboration.
You want to roll out Microsoft Teams to all branch office users. However, you are concerned about the branch offices Internet connectivity.
You plan to test Microsoft Teams call quality with test users in the branch offices.
Which of the following tools should you use to view the packet loss during Microsoft Teams calls to the branch offices?

A. Microsoft Teams Usage Report

B. Microsoft Teams Call Quality Dashboard.

C. Microsoft Teams Device Usage Report

D. Microsoft Network Testing Companion

Suggested Answer: *B*

Community vote distribution

B (100%)

julioglez88 Highly Voted 3 years, 8 months ago
Answer is correct, option B:
"Microsoft Teams Call Quality Dashboard (CQD) gives you a network-wide view of call quality across your organization. Use CQD information to help you identify and fix problems. First, Set up CQD. Then read Manage call and meeting quality in Teams."
https://docs.microsoft.com/en-us/microsoftteams/monitor-call-quality-qos
upvoted 7 times

mariza21 Most Recent 9 months, 1 week ago
Selected Answer: B
It's B.

D is a trick question as the tool's new name is "Microsoft Teams Network Assessment Tool" and even that tool does not test for call quality, only network call performance and network call connectivity in general. While you would use this tool for pre-planning, to really gauge call quality, you need the CQD.

Microsoft Teams Network Assessment Tool
https://www.microsoft.com/en-us/download/details.aspx?id=103017

Microsoft Teams Call Quality Dashboard (CQD)
https://learn.microsoft.com/en-us/microsoftteams/cqd-what-is-call-quality-dashboard
upvoted 4 times

M3kf5 2 years, 6 months ago
Answer should be D.

My reasoning is the company is still in the roll-out phase of MS Teams. To check the internet bandwidth of the local offices, they first have to test using the Network Testing Companion the actual real-time bandwidth available and other metrics like latency, jitter, packet loss. If these metrics show subpar numbers, then the company will first have to upgrade the internet connectivity infrastructure and then roll-out MS Teams. They can start rolling out the Teams platform starting from the Main office and in a staggered manner to the local offices. In the meantime, the Islands option will help keep the Main and Local offices connected.
upvoted 2 times

M3kf5 2 years, 6 months ago
Missed the link related to actual usage of the Network Testing Companion:

https://windowsmanagementexperts.com/how-to-run-microsoft-teams-network-testing-companion/how-to-run-microsoft-teams-network-testing-companion.htm

upvoted 1 times

eendo 2 years, 5 months ago

Incorrect, the Network testing companion does not test during Teams calls:
"Which of the following tools should you use to view the packet loss during Microsoft Teams calls". The answer is B

upvoted 3 times

JR20 2 years, 5 months ago

Yeah I agree. The question states "You plan to test Microsoft Teams call quality with test users in the branch offices." That does not sound like a network pre-assessment.

upvoted 2 times

VinnieProIT 2 years, 3 months ago

scenario mentions "All users in the main office use Microsoft Teams for collaboration" and then the question is specifically for branch office.

upvoted 1 times

RyanWayong 2 years, 9 months ago

Selected Answer: B

Call Quality Dashboard (CQD) gives you a network-wide view of call quality across your organization. Use CQD information to help you identify and fix problems.

B = Would be the best answer.

upvoted 1 times

nick68 3 years, 2 months ago

Selected Answer: B

https://docs.microsoft.com/en-us/microsoftteams/dimensions-and-measures-available-in-call-quality-dashboard
One of the measurements is Packet Loss Rate

upvoted 1 times

ParagDeshmukh 3 years, 2 months ago

Selected Answer: B

option B

upvoted 1 times

sabarin 3 years, 2 months ago

Selected Answer: B

Answer is B. Because all other options doesn't give report at network level

upvoted 1 times

Rulani85 3 years, 5 months ago

Selected Answer: B

I agree with Option B its call quality Dashboard.

upvoted 3 times

Julesjerome12 3 years, 5 months ago

Selected Answer: B

Answer is correct

upvoted 1 times

rohitmedi 3 years, 6 months ago

Answer is correct...

upvoted 1 times

diazed 3 years, 9 months ago

Given answer is correct, take a look in the following url:
Call analytics: To analyze call and meeting quality for individual users
https://docs.microsoft.com/en-us/microsoftteams/monitor-call-quality-qos

upvoted 2 times

Anthonyzm 3 years, 12 months ago

I know some persons was saying on a previous similar question that you cannot use the CQD to check for packet during calls. Well the only correct answer here is CQD...

upvoted 2 times

Benny4321 3 years, 11 months ago

CQD recieves call info from clients after the calls are ended. The Network Teating Companion is an old Lync tool, which I don't think should be used any more. The Network Teating Companion utilized the Network Assessment Tool which Microsoft recommends using to test connectivity towards the Transport Relays. But be noted that the Network Assessment Tool is not a tool that tests the real time call data of useres, it establishes its own call towards the Transport Relay and uses this call to test the different metrics.
During calls a network monitor (packet sniffer) like Fiddler should be used.
upvoted 3 times

Question #17 *Topic 1*

You work as a Systems Administrator for your company. The company has a subscription to Microsoft 365. All users in your company have a Microsoft 365 E3 license.
Most users currently use Microsoft Teams for collaboration. However, several users still use Microsoft Skype for Business Online for collaboration.
You plan to migrate all users to Microsoft Teams.
You need to configure the environment to ensure that Microsoft Teams is downloaded and installed in the background for all Microsoft Skype for Business users.
Which of the following actions should you perform?

A. Configure the Teams upgrade settings in the Microsoft Teams admin center.

B. Configure the External access settings in the Microsoft Teams admin center.

C. Configure an App Setup policy in the Microsoft Teams admin center.

D. Configure an App Permission policy in the Microsoft Teams admin center.

Suggested Answer: *A*

Community vote distribution

A (100%)

Xiscoin Highly Voted 2 years, 5 months ago
Correct answer A!
upvoted 9 times

mnrqt Highly Voted 2 years, 1 month ago
https://docs.microsoft.com/en-us/microsoftteams/setting-your-coexistence-and-upgrade-settings

In the Microsoft Teams admin center, in the left navigation, go to Org-wide settings > Teams upgrade.
1. At the top of the Teams upgrade page, modify the following options as desired.
- Set the Coexistence mode.
-- Set whether to Download the Teams app in the background for Skype for Business users. This setting silently downloads the Teams app for users running Skype for Business on Windows. It is honored only if coexistence mode for the user is Teams only or if notifications of pending upgrade are enabled in Skype for Business.
upvoted 8 times

Eagle09 Most Recent 11 months, 3 weeks ago
Seems to be outdated. Coexisting mode is no longer available as far as I know.
Settings say "Some of these settings for your organization have been set by Microsoft and can't be changed"
upvoted 6 times

amukhtar99 1 year, 1 month ago
Teams Admin Center> Teams>Teams upgrade settings>App preferences Download the teams app in the background for skype fr business users
Correct answer A
upvoted 6 times

ParagDeshmukh 1 year, 8 months ago
Selected Answer: A
A is CORRECT
upvoted 1 times

AmjadAli 1 year, 8 months ago
Correct Answer A
upvoted 2 times

sabarin 1 year, 8 months ago
Selected Answer: A
Correct answer A!
upvoted 1 times

PeterCheng 1 year, 10 months ago

It's in Teams admin center -> Teams -> Teams upgrade settings

upvoted 4 times

certgreed 1 year, 11 months ago

Selected Answer: A

correct answer is A

upvoted 1 times

rohitmedi 2 years ago

Answer is correct...

upvoted 2 times

julioglez88 2 years, 2 months ago

Answer is correct, option A.

You can configure the Teams migration/Installation in the Microsoft Teams admin Center in configure the Teams upgrade. You have several option here in coexistence mode (Islands, SfB only, SfB with Teams collaboration, SfB With Teams collaboration and meetings, Teams only).

upvoted 4 times

Question #18 *Topic 1*

You work as a Systems Administrator for your company. The company has recently purchased a subscription to Microsoft 365. All users in your company have a
Microsoft 365 E5 license.
You have deployed Microsoft Teams to all users in the company. Several teams and channels have been configured.
External contractors can access Microsoft Teams using guest accounts.
You need to configure the environment to ensure that no files containing malware can be opened from Microsoft Teams channels by either company users or external contractors.
Which of the following should you configure?

A. Sensitivity labels.

B. Advanced Threat Protection

C. Protected Identity Management

D. Conditional Access policy

Suggested Answer: *B*

Community vote distribution

B (100%)

sukar Highly Voted 2 years, 5 months ago
ATP is correct.
upvoted 8 times

DikSoft Most Recent 10 months, 4 weeks ago
Defender for Office 365 at least plan 1 should be correct answer, I think
upvoted 4 times

JR20 11 months, 2 weeks ago
Selected Answer: B
B correct although it is no longer called ATP.
upvoted 4 times

ParagDeshmukh 1 year, 8 months ago
Selected Answer: B
B is a correct
upvoted 1 times

sabarin 1 year, 8 months ago
Selected Answer: B
Sensitivity Label stamp the document and protect while sharing. Option C & D are related to Identity & Access Protection\Management.
So the right Answer is B, ATP.
upvoted 2 times

PyqaJamal 1 year, 10 months ago
Yes, ATP is the answer
upvoted 1 times

certgreed 1 year, 11 months ago
Selected Answer: B
correct answer is B
upvoted 1 times

rohitmedi 2 years ago
Answer is correct...
upvoted 2 times

Question #19 *Topic 1*

You work as a Systems Administrator for your company. The company has a subscription to Microsoft 365. The company has 300 users and all users have a
Microsoft 365 E3 license.
All users in the company use Microsoft Teams for collaboration.
The company has hired a new technician to help with the management of Microsoft Teams.
You need to assign a security role to the new technician to ensure that he can perform the following tasks for all users:
➪ Manage meetings, including meeting policies and configurations.
➪ Manage voice, including calling policies and phone number inventory and assignment.
Which of the following roles should you assign to the technician? The solution must minimize the assigned permissions.

A. Teams Communications Support Specialist

B. Teams Communications Administrator

C. Teams Communications Support Engineer

D. Teams Service Administrator

Suggested Answer: *B*

Community vote distribution

B (100%)

LucasManzano Highly Voted 3 years, 5 months ago
https://docs.microsoft.com/en-us/MicrosoftTeams/using-admin-roles

"Teams Communications Administrator"

>Manage meetings, including meeting policies, configurations, and conference bridges.
>Manage voice, including calling policies and phone number inventory and assignment."
upvoted 19 times

markg_101321 Most Recent 2 months, 2 weeks ago
Selected Answer: B
Roles like policy governanace require ful ladmin priviliedge, thus B is correct.
upvoted 1 times

Ericson_Almeida_365 8 months ago
Selected Answer: B
https://learn.microsoft.com/pt-br/microsoftteams/using-admin-roles#teams-roles-and-capabilities%20Suporte%20TC%20S
upvoted 1 times

Dylan29 2 years ago
"The solution must minimize the assigned permissions" Whenever I see this I think Communications Support Engineer and/or Specialist. Teams Communications Administrator will let you "manage calling and meetings features within the Teams service." Key word meetings features. Communications Support Engineer and/or Specialist main purpose is to Troubleshoot communications issues.
upvoted 4 times

amukhtar99 2 years, 1 month ago
The correct is is B
https://learn.microsoft.com/en-us/microsoftteams/using-admin-roles
upvoted 1 times

AshleyS 2 years, 1 month ago
Selected Answer: B
B is correct. Keyword is "Security Role"
upvoted 1 times

ParagDeshmukh 2 years, 8 months ago
Selected Answer: B

https://docs.microsoft.com/en-US/azure/active-directory/roles/permissions-reference?WT.mc_id=365AdminCSH

upvoted 1 times

certgreed 2 years, 11 months ago

Selected Answer: B

correct answer is B

upvoted 1 times

Rulani85 2 years, 11 months ago

Yes its Teams Communications Administrator

upvoted 1 times

rohitmedi 3 years ago

Answer is correct...

upvoted 1 times

Arunselva06 3 years, 1 month ago

Teams Communications Administrator is correct

upvoted 3 times

Question #20 *Topic 1*

You work as a Systems Administrator for your company. The company has a subscription to Microsoft 365. All users in the company have a Microsoft 365 E3 license.
All users use Microsoft Skype for Business Online for collaboration.
You plan to migrate all users to Microsoft Teams.
You need to ensure that users can use both Microsoft Skype for Business Online and Microsoft Teams during the migration period.
You need to configure the Teams upgrade settings to ensure that users receive chats and calls in Skype for Business but use Microsoft Teams for group collaboration and meeting scheduling.
Which of the following coexistence modes should you configure?

A. Islands

B. Skype for Business only

C. Skype for Business with Teams collaboration

D. Skype for Business with Teams collaboration and meetings

E. Teams only

Suggested Answer: *D*

Community vote distribution

D (100%)

Arunselva06 Highly Voted 1 year, 7 months ago
D is correct
upvoted 7 times

Cebsiej_28 Highly Voted 8 months, 2 weeks ago
D is Correct.
Skype for Business with Teams collaboration and meetings - Use this setting if you want your users to use Skype for Business in addition to using Teams for group collaboration (channels) and Teams meetings.

https://learn.microsoft.com/en-us/microsoftteams/setting-your-coexistence-and-upgrade-settings
upvoted 5 times

ParagDeshmukh Most Recent 1 year, 2 months ago
Selected Answer: D
D is correct
upvoted 2 times

AmjadAli 1 year, 2 months ago
Correct Answer is "D"
upvoted 1 times

VictorMS 1 year, 5 months ago
Selected Answer: D
It has to include meetings, it's not only about teams collaborations, so D is correct
upvoted 2 times

fenex 1 year, 6 months ago
"Skype for Business with Teams collaboration and meetings - Use this setting if you want your users to use Skype for Business in addition to using Teams for group collaboration (channels) and Teams meetings."

ref https://docs.microsoft.com/en-us/microsoftteams/setting-your-coexistence-and-upgrade-settings
upvoted 4 times

rohitmedi 1 year, 6 months ago
Answer should be C.. As meeting is sechdule with Teams.
upvoted 2 times

blamsubi 1 year, 10 months ago

Keywords: use Teams with Meetings -> Skype Collaboration with Teams Meetings else Skype would be used for Meetings

upvoted 4 times

Question #21 *Topic 1*

You work as a Systems Administrator for your company. The company has a main office in New York and 20 branch offices in North America.
Some of the branch offices are in locations with low bandwidth Internet connectivity.
The company has a Microsoft 365 subscription. All users in the company have a Microsoft 365 E3 license.
All users use Microsoft Teams for collaboration.
You deploy Quality of Service (QoS) due to branch office users reporting occasional poor call quality when using Microsoft Teams.
You need to confirm that QoS is being applied at the branch offices.
Which of the following should you use?

A. Microsoft Network Monitor

B. Microsoft Network Testing Companion

C. Microsoft Teams Device Usage Report

D. Microsoft Teams Call Quality Dashboard

Suggested Answer: *A*

Community vote distribution

banderas Highly Voted 3 years, 6 months ago
Answer A is correct since we must check if the DSCP value has been set, which is not present in the CQD, see
https://techcommunity.microsoft.com/t5/microsoft-teams/call-quality-dashboard-and-qos/m-p/1756178
upvoted 17 times

banderas 3 years, 6 months ago
https://cloudbrothers.info/en/optimize-your-microsoft-teams-traffic-with-qos-on-a-unifi-usg/
upvoted 2 times

ExamMonadMonkey 3 years, 5 months ago
https://docs.microsoft.com/en-us/microsoftteams/qos-in-teams#validate-your-qos-implementation
I agree. Validate your QoS implementation: For QoS to be effective, the DSCP value set by the GPO needs to be present at both ends of a call. By analyzing the traffic generated by the Teams client, you can verify that the DSCP value isn't changed or stripped out when the Teams workload traffic moves through the network. Preferably, you capture traffic at the network egress point. You can use port mirroring on a switch or router to help with this.
upvoted 3 times

emilianogalati Highly Voted 3 years, 12 months ago
Network Monitor is outdated:

"Network Monitor is the archived protocol analyzer and is no longer under development. Microsoft Message Analyzer is the replacement for Network Monitor. For more details, see Microsoft Message Analyzer Operating Guide."

Source:
https://docs.microsoft.com/en-us/windows/client-management/troubleshoot-tcpip-netmon
upvoted 11 times

Lalazar 3 years, 7 months ago
It looks like, relative to MMA below, Microsoft Network Monitor is alive and available. Given it's a protocol analyzer, I would say answer A is valid.
https://docs.microsoft.com/en-us/windows-hardware/drivers/portable/using-the-netmon-tool
upvoted 3 times

city_simpli 3 years, 11 months ago
Microsoft Message Analyzer – Retirement Notice

Microsoft Message Analyzer (MMA) was retired and its download packages removed from microsoft.com sites on November 25 2019. There is currently no Microsoft replacement for Microsoft Message Analyzer in development at this time. For similar functionality, please consider using a 3rd party network protocol analyzer tool such as Wireshark.

https://docs.microsoft.com/en-us/openspecs/blog/ms-winintbloglp/dd98b93c-0a75-4eb0-b92e-e760c502394f?WT.mc_id=twitter
upvoted 4 times

kahhann Most Recent 7 months, 1 week ago

Selected Answer: A

Note

You can view DSCP values by using network captures with tools like Network Monitor. After you perform a network capture, you can observe the TOS field in captured data.

https://learn.microsoft.com/en-us/windows-server/networking/technologies/qos/qos-policy-scenarios
upvoted 1 times

MaptaN 8 months ago

Selected Answer: A

https://learn.microsoft.com/en-us/microsoftteams/qos-in-teams#step-5-validate-your-qos-implementation
upvoted 1 times

kitty73 1 year ago

Selected Answer: A

"You can view DSCP values by using network captures with tools like Network Monitor. After you perform a network capture, you can observe the TOS field in captured data.: Reference link: https://learn.microsoft.com/en-us/windows-server/networking/technologies/qos/qos-policy-scenarios
upvoted 1 times

BigO76 1 year, 7 months ago

Selected Answer: D

The Microsoft Teams Call Quality Dashboard provides detailed information about call quality and performance, including data on network conditions, devices, and user experiences during Teams calls. This tool allows you to monitor and analyze call quality and can help you verify if QoS settings are being applied effectively at your branch offices.

Using the Microsoft Teams Call Quality Dashboard, you can track metrics related to network performance, jitter, packet loss, and other factors that may impact call quality. This information will help you determine whether QoS policies are effectively prioritizing Teams traffic on your network.

Options A, B, and C are not specifically designed for monitoring and confirming the application of QoS settings for Microsoft Teams calls, making option D the most appropriate choice for this scenario.
upvoted 6 times

ZakySama 1 year, 8 months ago

Selected Answer: D

Answer is D
upvoted 1 times

Testtest123 1 year, 11 months ago

Selected Answer: D

The answer is D, The giving answer is outdated:

The Call Quality Dashboard provides insights into call quality, network performance, and troubleshooting information for Microsoft Teams calls. It allows you to monitor and analyze the quality of calls made using Microsoft Teams, including information related to network conditions, latency, packet loss, and more.
upvoted 2 times

tdasuni001 2 years, 2 months ago

I asked this from chat gpt..

D. Microsoft Teams Call Quality Dashboard.

To confirm that Quality of Service (QoS) is being applied at the branch offices, you can use the Microsoft Teams Call Quality Dashboard. This dashboard provides an overview of call quality across the organization and can help you identify if there are any issues with call quality for specific users or locations.

In the Call Quality Dashboard, you can view the quality of individual calls, including the MOS (Mean Opinion Score) value, network metrics such as

packet loss, and the DSCP value of the call traffic. The DSCP value should correspond to the QoS policy you have configured for Microsoft Teams traffic.

The Microsoft Teams Device Usage Report provides information about the devices that are being used to access Microsoft Teams but does not provide information about QoS. The Microsoft Network Monitor and Network Testing Companion are not tools that are commonly used to troubleshoot QoS issues in Microsoft Teams.

upvoted 3 times

tdasuni001 2 years, 2 months ago

To confirm that Quality of Service (QoS) is being applied at the branch offices, you should use network monitoring tools such as Microsoft Message Analyzer or Wireshark. These tools can help you analyze the network traffic and identify if the QoS policies are being applied to the Microsoft Teams traffic.

You can look for the Differentiated Services Code Point (DSCP) value of the Microsoft Teams traffic to confirm if it is being marked correctly. The DSCP value should correspond to the QoS policy you have configured for Microsoft Teams traffic.

Additionally, you can also check the Quality of Service (QoS) reports in Microsoft Teams admin center to see if there are any issues reported with call quality for the branch offices.

upvoted 2 times

idioteque 2 years, 3 months ago

Selected Answer: A

The answer is A

The term for QoS is Network Monitor.

upvoted 1 times

Sammydp202020 2 years, 4 months ago

Selected Answer: A

Answer : A

Question explicitly requires verification:
"You need to confirm that QoS is being applied at the branch offices."

Below states:
https://learn.microsoft.com/en-us/windows-server/networking/technologies/qos/qos-policy-scenarios
"Note:
You can view DSCP values by using network captures with tools like Network Monitor. After you perform a network capture, you can observe the TOS field in captured data."

upvoted 3 times

sultanmr123 2 years, 4 months ago

D. Microsoft Teams Call Quality Dashboard

upvoted 1 times

sultanmr123 2 years, 4 months ago

when using Microsoft Teams.
===>>> D. Microsoft Teams Call Quality Dashboard

upvoted 1 times

unbelievable 2 years, 5 months ago

Selected Answer: A

A
I asked ChatGPT:
"Can I view QoS markings in Microsoft Teams Call Quality Dashboard?
No, the Microsoft Teams Call Quality Dashboard does not display Quality of Service (QoS) markings. The dashboard displays a variety of call quality metrics such as packet loss, jitter, and round-trip time, but it does not display information on QoS markings. To view QoS markings, you would need to use a network monitoring tool such as Microsoft Network Monitor or a third-party tool that is able to capture and analyze network traffic. These tools will allow you to view the actual QoS markings in the network traffic and determine if they are being applied correctly."

upvoted 7 times

KRAK3N 2 years, 5 months ago

Selected Answer: D

Make sure your network is ready

If you're considering a QoS implementation, you should already have determined your bandwidth requirements and other network requirements.

Traffic congestion across a network will greatly impact media quality. A lack of bandwidth leads to performance degradation and a poor user experience. As Teams adoption and usage grows, use reporting, per-user call analytics, and Call Quality Dashboard (CQD) to identify problems and then make adjustments using QoS and selective bandwidth additions.

upvoted 3 times

chateneir 2 years, 3 months ago

https://learn.microsoft.com/en-us/microsoftteams/qos-in-teams

upvoted 1 times

Cloudz_1 2 years, 5 months ago

Selected Answer: D

Answer is D

upvoted 2 times

Question #22 *Topic 1*

You work as a Microsoft 365 Administrator for your company. All users have Microsoft 365 E3 licenses.
All users use Microsoft Skype for Business Online for collaboration.
You plan to migrate all users to Microsoft Teams.
You need to ensure that users can use both Microsoft Skype for Business Online and Microsoft Teams during the migration period.
You need to configure the Teams upgrade settings to ensure that users can use Skype for Business for chats and calls only.
Which of the following PowerShell cmdlets should you run?

A. Grant-CsTeamsUpgradePolicy -PolicyName SfBWithTeamsCollabAndMeeting

B. Grant-CsTeamsUpgradePolicy -PolicyName Islands

C. Grant-CsTeamsUpgradePolicy -PolicyName SfBWithTeamsCollab

D. Grant-CsTeamsUpgradePolicy -PolicyName SfBonly

Suggested Answer: *A*

Community vote distribution

A (62%) C (38%)

balajim212 Highly Voted 3 years, 11 months ago
Correct answer - SfBWithTeamsCollabAndMeetings
upvoted 13 times

blamsubi Highly Voted 3 years, 10 months ago
Skype for Chats and Calls ONLY -> Meetings with Teams -> SfBWithTeamsCollabAndMeetings
upvoted 11 times

ura18 Most Recent 1 month, 3 weeks ago
Selected Answer: C
-PolicyName SfBWithTeamsCollab
Skype □□□□□□□□□Teams □□□□/□□□□/Planner □□□□□□□□□□□□□□□□□□□

-PolicyName SfBWithTeamsCollabAndMeeting
□□□□□□Teams □□□□□□□□Skype □□□□□□
upvoted 1 times

Frankmann 5 months ago
Selected Answer: A
SfBWithTeamsCollab:

Leave Skype for Business unchanged for chat, calling, and meeting capabilities. Add Teams collaboration capabilities

SfBWithTeamsCollabAndMeeting:

In this mode, private chat and calling functionality remain on Skype for Business while Teams is used for scheduling and conducting meetings, as well as for collaboration using channels–based conversations.
upvoted 1 times

b466dd6 6 months, 3 weeks ago
Selected Answer: C
Answer is C.
A is not appropriate because it also enables meetings.

SfBWithTeamsCollabAndMeetings Meeting scheduling is available
SfBWithTeamsCollab or SfBOnly1 Meeting scheduling isn't available
https://learn.microsoft.com/en-us/microsoftteams/teams-client-experience-and-conformance-to-coexistence-modes

Copilot says:

To ensure that users can use Skype for Business for chats and calls only while allowing collaboration in Microsoft Teams, you should run the following PowerShell cmdlet:

C. Grant-CsTeamsUpgradePolicy -PolicyName SfBWithTeamsCollab

This will configure the Teams upgrade settings so that users will continue to use Skype for Business Online for chats and calls, while using Microsoft Teams for collaboration purposes. This setting facilitates a smooth transition during the migration period.
upvoted 2 times

MitchelLauwers1993 11 months, 3 weeks ago
A: Alternatively, the administrator can first shift only meeting scheduling to Teams, while leaving chat and calling functions in Skype for Business using the SfBWithTeamsCollabAndMeetings mode.

https://learn.microsoft.com/en-US/microsoftteams/upgrade-and-coexistence-of-skypeforbusiness-and-teams?WT.mc_id=TeamsAdminCenterCSH#select-capabilities-method-using-skype-for-business-modes
upvoted 1 times

nefaxto 12 months ago
A seems Correct Answer
https://learn.microsoft.com/en-US/microsoftteams/upgrade-and-coexistence-of-skypeforbusiness-and-teams?WT.mc_id=TeamsAdminCenterCSH#select-capabilities-method-using-skype-for-business-modes
upvoted 1 times

PLiu66 1 year, 6 months ago
A is correct.
With SfBWithTeamCollabAndMeetings:

Users also run both the SfB and Teams clients. They can:
• Use SfB for chat and calling
• Use Teams for group collaboration, including channel conversations, but not for 1:1 chat or calling
• Only schedule Teams meetings but can attend both SfB and Teams meetings scheduled by others.
upvoted 1 times

emjotbe 1 year, 7 months ago
Selected Answer: C
c is correct answer
upvoted 1 times

poxyu 1 year, 9 months ago
Selected Answer: C
If you want users to use Skype for Business for chats and calls only, and use Teams for everything else (except for chat and calls), you would use the coexistence mode "Skype for Business with Teams Collaboration". This means Skype for Business is used for chats and calls, and Teams is used for collaboration (Teams and Channels) and meetings.

Therefore, the correct cmdlet to achieve this configuration is:

C. Grant-CsTeamsUpgradePolicy -PolicyName SfBWithTeamsCollab
upvoted 3 times

smkartha 1 year, 11 months ago
Read detailed article to clear confusion.
https://learn.microsoft.com/en-us/microsoftteams/migration-interop-guidance-for-teams-with-skype
upvoted 2 times

globy118 2 years ago
C
Skype for Business with Teams collaboration - Use this setting if you want your users to use Skype for Business in addition to using Teams for group collaboration (channels).

Skype for Business with Teams collaboration and meetings - Use this setting if you want your users to use Skype for Business in addition to using Teams for group collaboration (channels) and Teams meetings.
upvoted 1 times

tdasuni001 2 years, 2 months ago

To configure the Teams upgrade settings to ensure that users can use Skype for Business for chats and calls only while migrating to Teams, you need to assign the "SfBWithTeamsCollab" Teams upgrade policy to the users. This policy enables coexistence between Skype for Business and Teams, but only allows users to use Skype for Business for chats and calls.

To assign the "SfBWithTeamsCollab" Teams upgrade policy to the users, you can run the following PowerShell cmdlet:
Grant-CsTeamsUpgradePolicy -PolicyName SfBWithTeamsCollab -Identity <User>

upvoted 1 times

jwillams 2 years, 3 months ago

To ensure that users can use both Microsoft Skype for Business Online and Microsoft Teams during the migration period and that they can use Skype for Business for chats and calls only, you should run the Grant-CsTeamsUpgradePolicy cmdlet with the SfBWithTeamsCollab parameter.

upvoted 2 times

MasiEB 2 years, 3 months ago

Skype for Business with Teams Collaboration and Meetings, also known as Meetings First

In this mode, private chat and calling functionality remain on Skype for Business while Teams is used for scheduling and conducting meetings, as well as for collaboration using channels–based conversations.
Correct answer is A

upvoted 1 times

sultanmr123 2 years, 4 months ago

C. Grant-CsTeamsUpgradePolicy -PolicyName SfBWithTeamsCollab: This policy would allow users to use Skype for Business for chats and calls, and also use Teams for collaboration during the migration period. This policy is exactly what is required as it allows users to continue using Skype for Business for chats and calls, while still having the ability to use Teams for collaboration during the transition. This would make the migration process smoother for users, allowing them to continue using the familiar Skype for Business for some of their communication needs while also having access to the new Teams platform.

upvoted 1 times

sultanmr123 2 years, 4 months ago

D. Grant-CsTeamsUpgradePolicy -PolicyName SfBonly is the correct PowerShell cmdlet to run to ensure that users can use Skype for Business for chats and calls only during the migration period.

The Grant-CsTeamsUpgradePolicy cmdlet allows you to configure the Teams upgrade policy for individual users or groups of users in your organization. By using the -PolicyName SfBonly parameter, you are specifying that users should continue to use Skype for Business for chats and calls only, and not be upgraded to Teams. This will allow users to use both Skype for Business and Teams during the migration period.

upvoted 1 times

Question #23 *Topic 1*

You work as a Systems Administrator for your company. The company has a main office in New York and 20 branch offices in North America. Some of the branch offices are in locations with low bandwidth Internet connectivity.
The company has a Microsoft 365 subscription. All users in the company have a Microsoft 365 E3 license.
All users in the main office use Microsoft Teams for collaboration.
You want to roll out Microsoft Teams to all branch office users. However, you are concerned about the branch offices Internet connectivity. You need to verify that the branch offices have enough bandwidth to support audio and video conferencing using Microsoft Teams.
Which of the following should you use?

A. Microsoft Network Planer

B. Microsoft Teams Call Quality Dashboard.

C. Microsoft Network monitor

D. Microsoft Network Testing Companion

Suggested Answer: *A*

Community vote distribution

A (82%) D (18%)

sukar Highly Voted 2 years, 11 months ago
Network Planner will show the bandwidth utilization
upvoted 11 times

Reggz Highly Voted 2 years, 9 months ago
spelling mistake in answer. Should be "Planner"
upvoted 10 times

examreviewer Most Recent 1 month, 1 week ago
Selected Answer: A
A is correct. The question states that you "you want to roll out MS Teams" which means we're in the pre-deployment stage still.
upvoted 1 times

Jshuf 1 month, 1 week ago
Selected Answer: D
planner tells you what you need not verify what you already have. Network Testing Companion Runs real-time network tests for jitter, packet loss, latency, and bandwidth
upvoted 1 times

baarty 10 months, 3 weeks ago
Network "Planer"?
upvoted 2 times

e635466 1 year ago
Answer A
https://learn.microsoft.com/en-us/microsoftteams/network-planner
upvoted 2 times

MdFiroz_akhtar 1 year, 1 month ago
A: Network planner
For help assessing your network, including bandwidth calculations and network requirements across your org's physical locations, check out the Network Planner tool, in the Teams admin center. When you provide your network details and Teams usage, the Network Planner calculates your network requirements for deploying Teams and cloud voice across your organization's physical locations.
upvoted 1 times

JSAA99 1 year, 2 months ago
Why A? -> https://learn.microsoft.com/en-us/microsoftteams/prepare-network#network-optimization
upvoted 1 times

jwillams 1 year, 3 months ago
Selected Answer: D

To verify that the branch offices have enough bandwidth to support audio and video conferencing using Microsoft Teams, you should use the Microsoft Network Testing Companion.
The Microsoft Network Testing Companion is a tool that is specifically designed to test network performance for Microsoft Teams. It can help you assess whether your network is capable of supporting the audio and video conferencing requirements of Microsoft Teams.
upvoted 1 times

jwillams 1 year, 3 months ago
To verify that the branch offices have enough bandwidth to support audio and video conferencing using Microsoft Teams, you should use the Microsoft Network Testing Companion.

The Microsoft Network Testing Companion is a tool that is specifically designed to test network performance for Microsoft Teams. It can help you assess whether your network is capable of supporting the audio and video conferencing requirements of Microsoft Teams.
upvoted 1 times

Bonski 1 year, 3 months ago
Network planner
For help assessing your network, including bandwidth calculations and network requirements across your org's physical locations, check out the Network Planner tool, in the Teams admin center. When you provide your network details and Teams usage, the Network Planner calculates your network requirements for deploying Teams and cloud voice across your organization's physical locations.

https://learn.microsoft.com/en-us/microsoftteams/prepare-network
upvoted 1 times

sultanmr123 1 year, 4 months ago
Microsoft Network Testing Companion is a tool that allows you to test network connectivity and performance to ensure that it meets the requirements for Microsoft Teams. It provides information on network conditions such as packet loss, latency, and jitter, which can affect audio and video quality in a Microsoft Teams call. By using this tool, you can determine whether the branch offices have adequate network connectivity and performance to support Microsoft Teams and make any necessary changes before deploying the service to branch office users.

This option is more suitable for verifying network connectivity and performance compared to the other options listed, which are more focused on monitoring and tracking network conditions after deployment.
upvoted 1 times

DaDaDave 1 year, 2 months ago
Quote:

https://learn.microsoft.com/en-us/microsoftteams/prepare-network#network-optimization:~:text=Details-,Network%20planner,-For%20help%20assessing
upvoted 1 times

sultanmr123 1 year, 4 months ago
B. Microsoft Teams Call Quality Dashboard.

The Microsoft Teams Call Quality Dashboard is a tool that provides insight into the call quality and network performance for audio and video conferencing in Microsoft Teams. You can use this dashboard to monitor network conditions, identify network issues, and troubleshoot problems with call quality. By using the dashboard, you can verify if the branch offices have enough bandwidth to support audio and video conferencing using Microsoft Teams, which is important before you roll out Teams to all branch office users.
upvoted 1 times

lori116 1 year, 5 months ago
Selected Answer: D
Microsoft Network Testing Companion allows you to test and evaluate the network connectivity and performance between different endpoints in your network. It can perform various tests such as network latency, jitter, and packet loss to identify network issues and help you optimize network performance.
upvoted 1 times

[Removed] 1 year, 7 months ago
Selected Answer: A
Network planner will alleviate or confirm bandwidth concerns.
upvoted 1 times

Billy_Williams 2 years, 2 months ago
Selected Answer: A

Answer is A, although I wouldn't recommend touching your network equipment with woodwork tools ;-)

upvoted 6 times

ParagDeshmukh 2 years, 2 months ago

Selected Answer: A

A is correct

upvoted 1 times

Question #24 *Topic 1*

You work as a Systems Administrator for your company. The company has recently purchased a subscription to Microsoft 365.
All users in the company have a Microsoft 365 E3 license.
You plan to deploy Microsoft Teams to all company users.
You need to ensure that only company managers can create teams in Microsoft Teams.
Which of the following should you do first?

A. Add all the managers to a Microsoft Team.

B. Add all the managers to a universal distribution group.

C. Add all the managers to an Office 365 group.

D. Add all the managers to a universal security group.

Suggested Answer: *D*

Community vote distribution

C (58%) D (42%)

Smyku Highly Voted 3 years, 12 months ago
I think it should be O365 Group
upvoted 40 times

RJMP Highly Voted 3 years, 6 months ago
Selectos Answer: C

Microsoft 365 Group

"Universal" security groups are only available in on premise AD
upvoted 27 times

TonySuccess 3 years, 5 months ago
Listen to this guy, C is correct in this scenario. There ain't no such thing as a Universal Security Group in 365 and no mention of On-Premis AD here anyway.
upvoted 10 times

M3770R 1 year, 8 months ago
make sense
upvoted 1 times

correction Most Recent 4 months ago
Selected Answer: C
There ain't no such thing as a Universal Security Group in 365 and no mention of On-Premis AD here anyway. Therefore C is correct in this scenario
upvoted 2 times

kiik32 4 months, 1 week ago
Selected Answer: A
adding them to a team will add them to a ms365 group
upvoted 1 times

Frankmann 5 months ago
Selected Answer: C
If your business requires that you restrict who can create groups, you can restrict Microsoft 365 Groups creation to the members of a particular Microsoft 365 group or security group.

Best practice for that scenario, will be to create an dynamic Entra Security Group with all managers as members.

In that Question, you have the option Universal Security Group, im not sure, but i believe universal is the keyword. An universal Security Group is an AD Group. In Entra they are only called Security Groups.
upvoted 1 times

MarcinJ 8 months, 2 weeks ago
C and D are correct.I limited the creation of groups or teams based on both types of groups.
I also ask CoPilot. First I copy to copilot question and 4 answers - Copilot says [D] - universal security group,, next I copy question and 3 answers (except D) Copilot says - [C] - O365 group. it's one of those questions where you have 2 good answers but you can choose one.
upvoted 1 times

JoskeVr 11 months, 3 weeks ago
Selected Answer: C
O365 group is used for this kind of stuff.
upvoted 1 times

lhekgs_001 1 year, 1 month ago
Selected Answer: C
the most easiest way to handle
upvoted 1 times

papaaj 1 year, 2 months ago
Okay,

I have tested this in my environment.

https://learn.microsoft.com/en-us/microsoft-365/solutions/manage-creation-of-groups?view=o365-worldwide

I have tried the above article with O365 group and with Security group.

It does restrict the permission - that means only member in the group can create Teams.

However, If i read the question carefully, it say you need to ensure that only manager can create teams. And in a ideal MS world for permission you will alway use security group. Hence my answer is D

Vote for D
upvoted 3 times

spektrum1988 1 year, 3 months ago
I believe it's D. I have done this before with D at a client's tenant.

Copilot says:

Prompt 1:
To ensure that only company managers can create teams in Microsoft Teams, you should take the following steps:

Add all the managers to a universal security group (Option D).
A universal security group allows you to control access and permissions across multiple domains or forests. By adding managers to this group, you can restrict team creation privileges to authorized personnel.
Remember that a universal security group provides a broader scope and is suitable for managing permissions organization-wide. Once you've set up the security group, you can enforce team creation policies effectively.

A security group created in Microsoft 365 can be either a global security group or a universal security group, depending on its purpose and scope.

Prompt 2:
Certainly! To restrict the creation of Microsoft Teams and maintain control over group creation, you can follow these steps:

1. Create a Security Group
...

MS Docs also mention security groups.
upvoted 1 times

Yayat 1 year, 4 months ago
Selected Answer: C

To ensure that only company managers can create teams in Microsoft Teams, you should follow these steps:

Add all the managers to an Office 365 group.
Here's why:

Office 365 groups provide a way to manage membership and permissions across various Microsoft 365 services, including Teams. By adding managers to an Office 365 group, you can control their access to Teams and other collaborative tools.
Universal distribution groups and universal security groups are not specifically designed for managing Teams access. They serve different purposes (such as email distribution or security permissions) and won't directly address your requirement.
Creating a separate Office 365 group for managers allows you to grant them the necessary permissions within Teams while keeping their access organized and manageable.
upvoted 2 times

syougun200x 1 year, 7 months ago
Just in case anyone else wants to know what to do after the group is created.

https://learn.microsoft.com/en-us/microsoft-365/solutions/manage-creation-of-groups?view=o365-worldwide&redirectSourcePath=%252farticle%252fmanage-who-can-create-office-365-groups-4c46c8cb-17d0-44b5-9776-005fced8e618#step-1-create-a-group-for-users-who-need-to-create-microsoft-365-groups
upvoted 1 times

emjotbe 1 year, 7 months ago
Selected Answer: C
c is good
upvoted 2 times

Antivist 1 year, 9 months ago
C is the right answer for sure
upvoted 1 times

MalikShaikh 1 year, 10 months ago
Answer is D Security Group. Remember one thumb rule in Office 365 Or Microsoft 365. When you use a group to assign a permission to more than one user it is definitely a security group. Only Security group can be used to assign permissions in bulk to users.
upvoted 1 times

kevinwu0130 1 year, 12 months ago
Selected Answer: C
Selectos Answer: C
upvoted 2 times

e635466 2 years ago
Selected Answer: C
Answer C
https://learn.microsoft.com/en-us/microsoft-365/solutions/manage-creation-of-groups?view=o365-worldwide
upvoted 4 times

Question #25 *Topic 1*

You work as a Systems Administrator for your company. The company has a subscription to Microsoft 365. All users in your company have a Microsoft 365 E3 license.
All users use Microsoft Skype for Business Online for collaboration.
You plan to migrate all users to Microsoft Teams.
You need to configure the environment to ensure that users can use both Microsoft Skype for Business Online and Microsoft Teams during the migration period.
You configure the Skype for Business with Teams Collaboration coexistence mode.
Which of the following statements is true?

A. Users receive chats and calls and schedule meetings in Skype for Business.

B. Users receive chats and calls and schedule meetings in Skype for Business but use Teams for group collaboration.

C. Users receive chats and calls in Skype for Business but use Teams for group collaboration and meeting scheduling.

D. Users use Teams as their only communication and collaboration tool.

Suggested Answer: *B*

Community vote distribution

B (88%) 13%

Smyku Highly Voted 3 years, 5 months ago
B is correct.

Skype for Business with Teams Collaboration

Use this mode to introduce Teams in your environment while you continue to use your existing investment in Skype for Business. Leave Skype for Business unchanged for chat, calling, and meeting capabilities. Add Teams collaboration capabilities:
Teams and channels.
Access to files in Microsoft 365 or Office 365.
Applications. Teams communications capabilities—private chat, calling, and scheduling meetings.
Teams private chat, calling, and scheduling meetings are off by default in this mode.

https://docs.microsoft.com/en-us/microsoftteams/teams-and-skypeforbusiness-coexistence-and-interoperability
upvoted 20 times

correction Most Recent 4 months ago
Selected Answer: B
SfBWithTeamsCollab
(on-premises only) A user runs both Skype for Business and Teams side by side. This user:
Has the functionality of a user in SfBOnly mode.
Has Teams enabled only for group collaboration (Channels); chat/calling/meeting scheduling are disabled.
https://learn.microsoft.com/en-us/microsoftteams/migration-interop-guidance-for-teams-with-skype#detailed-mode-descriptions
upvoted 1 times

infopmlync 4 months, 3 weeks ago
Selected Answer: C
C. Users receive chats and calls in Skype for Business but use Teams for group collaboration and meeting scheduling.

This mode allows users to continue using Skype for Business for their chats and calls while leveraging Microsoft Teams for collaboration and scheduling meetings during the migration period.
upvoted 1 times

simendude 12 months ago
For anyone saying the answer is C, this is not correct. The answer is B. It is Skype for Business with Teams Collaboration. This means that most work will continue in Skype for Business, except for teams and channels in Teams (Group Collaboration). Meetings are still held in Skype for Business. The answer for C would be Skype for Business with Teams Collaboration and Meetings. Then meetings would be held in Teams and no longer in Skype for Business. In this question this is not the case and answer B is correct.

upvoted 1 times

smkartha 1 year, 5 months ago

B is correct answer.

Skype for Business with Teams Collaboration
Use this mode to introduce Teams in your environment while you continue to use your existing investment in Skype for Business. Leave Skype for Business unchanged for chat, calling, and meeting capabilities. Add Teams collaboration capabilities:

Teams and channels.
Access to files in Microsoft 365 or Office 365.
Applications. Teams communications capabilities—private chat, calling, and scheduling meetings.
Teams private chat, calling, and scheduling meetings are off by default in this mode.

upvoted 1 times

mariza21 1 year, 6 months ago

Selected Answer: B

B is the correct answer, as it is asking you to set up "Teams Collaboration" features.

Coexistence mode has several options --- Islands, Skype for Business only, Skype for Business with Teams collaboration (which is what you would use here, B), Skype for Business with Teams collaboration and meetings (not correct), Teams only.

upvoted 2 times

es_rizk 1 year, 6 months ago

Selected Answer: B

Skype for Business with Teams Collaboration
Use this mode to introduce Teams in your environment while you continue to use your existing investment in Skype for Business. Leave Skype for Business unchanged for chat, calling, and meeting capabilities. Add Teams collaboration capabilities:
https://learn.microsoft.com/en-us/microsoftteams/teams-and-skypeforbusiness-coexistence-and-interoperability

upvoted 1 times

Pinji 1 year, 7 months ago

The correct answer is C. Users receive chats and calls in Skype for Business but use Teams for group collaboration and meeting scheduling.

When you configure Skype for Business with Teams Collaboration coexistence mode, users can continue to use Skype for Business for instant messaging, presence, and peer-to-peer voice and video calls, but they can also use Teams for group collaboration and meeting scheduling. In this coexistence mode, Teams is used for persistent chat, team-based collaboration, and scheduled meetings.

upvoted 1 times

jwillams 1 year, 9 months ago

Selected Answer: B

The correct statement is B. When the Skype for Business with Teams Collaboration coexistence mode is configured, users can receive chats and calls and schedule meetings in Skype for Business, but they use Teams for group collaboration. This mode allows users to continue using Skype for Business for their individual communication needs while using Teams for group collaboration.

upvoted 1 times

Testsubject00001 1 year, 10 months ago

Selected Answer: B

B: Teams private chat, calling, and scheduling meetings are off by default in this mode. so it would default to use Skype.
https://learn.microsoft.com/en-us/microsoftteams/teams-and-skypeforbusiness-coexistence-and-interoperability

upvoted 1 times

charlyhm69 1 year, 10 months ago

Selected Answer: B

solo pone teams collaboration, no dice nada de las reuniones en teams

upvoted 1 times

DikSoft 1 year, 10 months ago

Selected Answer: C

Only one tool can be configured as meetings scheduling defaluts in client Outlook.
It's better to set MS Teams as default meeting tool for users, I suppose.

upvoted 1 times

sultanmr123 1 year, 11 months ago

C. Users receive chats and calls in Skype for Business but use Teams for group collaboration and meeting scheduling. When the Skype for Business with Teams Collaboration coexistence mode is configured, users will continue to receive chats and calls in Skype for Business, but for group collaboration and meeting scheduling, they will switch to using Microsoft Teams. This setup allows users to have access to both tools during the migration period, making the transition smoother and reducing disruptions to their communication and collaboration workflows.

upvoted 2 times

sultanmr123 1 year, 11 months ago

C. Users receive chats and calls in Skype for Business but use Teams for group collaboration and meeting scheduling.

When you configure the Skype for Business with Teams Collaboration coexistence mode, users continue to receive chats and calls in Skype for Business, but they use Teams for group collaboration and meeting scheduling. This allows for a smooth transition from Skype for Business to Teams during the migration period.

upvoted 1 times

Shinolgarashi 2 years, 1 month ago

Yes, this is correct.

upvoted 1 times

TinaTina 2 years, 8 months ago

B is correct

upvoted 1 times

certgreed 2 years, 11 months ago

Selected Answer: B

correct answer is B

upvoted 1 times

Question #26 *Topic 1*

You work as a Systems Administrator for your company. The company has recently purchased a subscription to Microsoft 365.
All users in the company have a Microsoft 365 E3 license.
The company has a large Sales department. You plan to deploy Microsoft Teams to users in the Sales department.
You need to create a team in Microsoft Teams for the Sales department users. Users should automatically be added to the team when they join the Sales department. Users who leave the Sales department should automatically be removed from the team.
Which of the following actions should you perform first?

A. Create a dynamic distribution group and configure a membership rule for the group.

B. Create an Azure Active Directory security group and add the Sales users to the group.

C. Create an Office 365 group and configure a membership rule for the group.

D. Create a new team by using the New-Team PowerShell cmdlet.

Suggested Answer: *C*

Community vote distribution



aragorn9 Highly Voted 2 years, 9 months ago
There is no dynamic distribution group, C is correct because it the first step you do.
then membership rule will be dynamic user.
upvoted 18 times

ExamReviewerIZ Highly Voted 2 years, 3 months ago
Selected Answer: C
Stop this confusion: Here it is:
Dynamics Distribution Group is only used to create an email address with dynamic membership based on attributes (like any regular Distribution List). JUST FOR EMAIL.

Office 365 Group, is for things such as Microsoft Teams. This can be used for other collaboration platforms as well. Just make sure you put "Dynamic" as the type of membership.
upvoted 13 times

globy118 Most Recent 1 year ago
should be C
https://www.youtube.com/watch?v=Y6nRoKj8ZQE
upvoted 3 times

JamesWilliams 1 year, 2 months ago
In exam 31/03/2023
upvoted 5 times

JamesWilliams 1 year, 2 months ago
Selected Answer: C
C is correct
upvoted 1 times

VinnieProIT 1 year, 3 months ago
Selected Answer: C
Correct answer is C
Steps are :
1- Create an M365 group
2- Create a group membership rule for this new M365 group
3- Create a Team from the new M365 group

https://learn.microsoft.com/en-us/microsoftteams/dynamic-memberships
upvoted 2 times

sultanmr123 1 year, 4 months ago

The correct action to perform first would be to create an Office 365 group and configure a membership rule for the group. An Office 365 group allows you to set up a shared mailbox, calendar, OneNote notebook, and plan in Microsoft Teams, and you can also configure a membership rule to automatically add or remove users based on specific criteria.

upvoted 1 times

sultanmr123 1 year, 4 months ago

C. Create an Office 365 group and configure a membership rule for the group.

upvoted 1 times

Alien1981 1 year, 5 months ago

Selected Answer: A

A is right , Create Dynamic distribution group in Exchange online .

upvoted 1 times

codeaktivist 1 year, 5 months ago

A. Create a dynamic distribution group and configure a membership rule for the group.

To automatically add and remove users from a team based on their department, you can create a dynamic distribution group in Exchange Online and configure a membership rule for the group. The membership rule can be based on the department attribute of a user's Active Directory object, so when a user's department changes to Sales, they will be added to the group and when they leave the department, they will be removed.
Once the dynamic distribution group is created and configured with the appropriate rule, it can be added as a member to the team.

Note: B,C are related to creating a group of users but not with auto-add or remove based on their department. D is related to creating a team but not with auto-add or remove based on their department.
... ChatGPT said

upvoted 2 times

Karousse 1 year, 5 months ago

Selected Answer: A

Create an Office 365 group and configure a membership rule for the group, would not allow to create a membership rule.
Answer A is correct

upvoted 3 times

Danineo 1 year, 6 months ago

Selected Answer: A

Confirm, A

upvoted 1 times

Sun2020 1 year, 7 months ago

Selected Answer: A

https://learn.microsoft.com/en-us/microsoftteams/dynamic-memberships

upvoted 1 times

Magdy414 2 years, 3 months ago

The question is a bit tricky, it asks what action you need to do FIRST?, well the FIRST thing is to create M365 Group, configure membership type, then dynamic query for membership rule.
you do all of this from AAD portal, and based on that the answe is "C"

upvoted 4 times

Targeter82 1 year, 9 months ago

Indeed! If you read "A", when the open question should be "to which group". There is no, so yes "C". :)

upvoted 1 times

Destructor 2 years, 4 months ago

The correct response should be a Dynamic Group base on the role of the user .

upvoted 1 times

Topgeer123 2 years, 4 months ago

Normally Dynamic distrubution groups where also correct the assign members automatically regarding on attributes / rules, but in this case we need to use this group in combination with Microsoft Teams, so you automatically need an Office 365 group with attributes / rules

upvoted 1 times

kmeeus 2 years, 4 months ago

Selected Answer: C

C is the correct answer. All other options make no sense.

upvoted 2 times

Question #27 *Topic 1*

You work as a Systems Administrator for your company. The company has a subscription to Microsoft 365. All users in your company have a Microsoft 365 E3 license.
All users use Microsoft Teams for collaboration.
A company security policy has the following requirement:
➪ All files used in personal chats or team collaborations must be retained for a minimum of one year.
You need to configure a retention policy to meet the security requirement.
Which two locations should you apply the retention policy to? (Choose two)

A. OneDrive accounts

B. Exchange email

C. Teams chat

D. SharePoint sites

E. Teams channel messages

Suggested Answer: *AD*

Community vote distribution

AD (71%) CE (29%)

[Removed] Highly Voted 3 years, 7 months ago

Selected Answer: AD

Correct.
A - when user uploads/shares a file to/in personal chat with someone that file automatically appears under the sharing user OneDrive Account in "Teams Chat Files" folder with appropiate rights automatically assigned to the user to which that file is shared.
D - all Teams channels (whether private or public) files are saved in SharePoint.
upvoted 21 times

smosmo Highly Voted 3 years, 11 months ago

correct
upvoted 7 times

oyurchenko Most Recent 2 months, 2 weeks ago

Selected Answer: AD

OneDrive and SharePoint
upvoted 1 times

zenii89 10 months, 3 weeks ago

Selected Answer: AD

The two locations you should apply the retention policy to are:

OneDrive for Business
SharePoint Online

Explanation:

OneDrive for Business: This is where files shared in personal chats (1:1 or 1
) in Microsoft Teams are stored. Each user's personal OneDrive account stores these files.

SharePoint Online: This is where files shared in team channels or team collaborations are stored. Each team in Microsoft Teams has an associated SharePoint site where files shared within the team are kept.

By applying the retention policy to both OneDrive for Business and SharePoint Online, you ensure that all files shared in personal chats and team collaborations are retained according to the company's security policy.
upvoted 1 times

r2c3po 1 year, 2 months ago

Selected Answer: CE

The correct locations to apply the retention policy, in order to retain all files used in personal chats or team collaborations for a minimum of one year, are C. Teams chat and E. Teams channel messages.

These two locations correspond to the places where Teams stores chat and collaboration content. Personal chat messages are stored in the sender's mailbox, and channel messages are stored in the team's SharePoint site. Therefore, applying the retention policy to these locations will ensure that all files used in personal chats or team collaborations are retained for the required period.

Applying the retention policy to A. OneDrive accounts and D. SharePoint sites would not be sufficient to meet the requirement, as these locations do not cover all the places where Teams chat and collaboration content is stored. OneDrive and SharePoint are used for file storage in Microsoft 365, but they do not directly store Teams chat messages or channel messages.

upvoted 1 times

kty 1 year, 5 months ago

Selected Answer: AD

https://techcommunity.microsoft.com/t5/microsoft-teams/how-to-set-the-retention-policy-for-microsoft-teams-files/m-p/1525925

upvoted 1 times

simendude 1 year, 5 months ago

The correct answer is A & D and not C & E. A retention policy on Teams chat and Teams channel messages is to retain MESSAGES. The question states to retain FILES. Files from chats are stored in ONEDRIVE and files from channels are stored in Sharepoint. The correct answer is thus A & D.

upvoted 1 times

globy118 2 years ago

Selected Answer: CE

C & E

https://www.cloudally.com/blog/microsoft-teams-retention-policy/

upvoted 2 times

Pinji 2 years, 1 month ago

The correct answer is C. Teams chat and E. Teams channel messages.

To meet the security requirement of retaining all files used in personal chats or team collaborations for a minimum of one year, you need to create a retention policy in the Microsoft 365 Compliance Center and apply it to Teams chat and Teams channel messages.

upvoted 2 times

DaDaDave 2 years, 2 months ago

Question specifically calls for the *files* in Teams chats and channels, if were to only apply retention as you suggest you would not retain files, only chats, you could receive a "File not found" error

Per this training material:

"
In this scenario, the file still displays in the Teams message, but they get a "File not found" error when users select the file. This behavior isn't specific to retention policies. It could also happen if a user manually deletes a file from SharePoint or OneDrive.

The retention policies applied to the user or group mailboxes in the Exchange or Microsoft 365 Groups locations don't affect Teams chat and channel messages. Even though Teams chat and channel messages are stored in Exchange, they're affected only by a retention policy applied to the Teams location.
"

https://learn.microsoft.com/en-us/training/modules/implement-compliance-for-microsoft-teams/03-create-manage-retention-policies#:~:text=they%20get%20a%20%22-,File%20not%20found,-%22%20error%20when%20users

upvoted 2 times

jsehgal 2 years, 2 months ago

C and E

upvoted 1 times

MichaelNL 2 years, 2 months ago

Selected Answer: CE

C&E only want teams retention. Not whole SharePoint

upvoted 2 times

Ryuseishin 2 years, 3 months ago

C&E.

https://learn.microsoft.com/en-us/microsoft-365/compliance/retention-policies-teams?view=o365-worldwide

Although data from Teams chats and channel messages are stored in mailboxes, you must configure a retention policy for the Teams channel messages and Teams chats locations. Teams chats and channel messages aren't included in retention policies that are configured for Exchange user or group mailboxes. Similarly, retention policies for Teams don't affect other email items stored in mailboxes.

If a user is added to a chat, a copy of all messages shared with them are ingested into their mailbox. The created date of those messages doesn't change for the new user and remains the same for all users.

upvoted 2 times

VinnieProIT 2 years, 3 months ago

Selected Answer: CE

Correct answer is C&E.

Team sites connected by Microsoft 365 groups aren't supported with retention policy for SharePoint & One drive locations, hence need to apply a static or adaptive scope for retention policy to Teams chat and Teams channel messages location.

https://learn.microsoft.com/en-au/microsoft-365/compliance/retention-settings?view=o365-worldwide#configuration-information-for-sharepoint-sites-and-onedrive-accounts

upvoted 3 times

DaDaDave 2 years, 2 months ago

Question specifically calls for the *files* in Teams chats and channels, if were to only apply retention as you suggest you would not retain files, only chats, you could receive a "File not found" error

upvoted 1 times

DaDaDave 2 years, 2 months ago

"

(...)

A retention policy applied to Microsoft 365 groups, SharePoint sites, or OneDrive accounts can delete files referenced in a Teams chat or channel message.

In this scenario, the file still displays in the Teams message, but they get a "File not found" error when users select the file. This behavior isn't specific to retention policies. It could also happen if a user manually deletes a file from SharePoint or OneDrive.

The retention policies applied to the user or group mailboxes in the Exchange or Microsoft 365 Groups locations don't affect Teams chat and channel messages. Even though Teams chat and channel messages are stored in Exchange, they're affected only by a retention policy applied to the Teams location.

"

https://learn.microsoft.com/en-us/training/modules/implement-compliance-for-microsoft-teams/03-create-manage-retention-policies#:~:text=they%20get%20a%20%22-,File%20not%20found,-%22%20error%20when%20users

upvoted 1 times

cjwebster93 2 years, 4 months ago

Selected Answer: AD

It's the 2 locations where files can reside, so OneDrive and Sharepoint.

upvoted 1 times

sultanmr123 2 years, 4 months ago

CE The security policy requires that all files used in personal chats or team collaborations must be retained for a minimum of one year. To meet this requirement, a retention policy should be applied to two locations: Teams chat and Teams channel messages.

upvoted 1 times

sultanmr123 2 years, 4 months ago

C. Teams chat and E. Teams channel messages. The retention policy can be applied to Teams chat and Teams channel messages to ensure that all files used in personal chats or team collaborations are retained for a minimum of one year.

upvoted 1 times

Question #28 *Topic 1*

You work as a Systems Administrator for your company. The company has a subscription to Microsoft 365. All users in your company have a Microsoft 365 E3 license.
All users use Microsoft Skype for Business Online for collaboration.
You plan to deploy Microsoft Teams phones to all users.
A company policy has the following requirements for the Microsoft Teams phones:
➪ The screen saver must be enabled and configured to start after 60 seconds.
➪ Screen capture must be enabled.
You need to configure the Microsoft Teams phones to meet the policy requirements.
Which of the following actions should you perform?

A. Configure the Teams settings under Org-wide settings in Microsoft Teams admin center.

B. Configure a Teams App Setup policy in the Microsoft Teams admin center.

C. Deploy a configuration profile in the Microsoft Teams admin center.

D. Configure a Teams policy in the Microsoft Teams admin center.

Suggested Answer: *C*

Community vote distribution

C (100%)

emilianogalati Highly Voted 2 years, 6 months ago
Correct.

TAC -> Devices -> IP Phones -> Configuration Profiles -> Device Settings
upvoted 21 times

reastman66 Highly Voted 2 years, 1 month ago
Seems that they moved this to TAC--> Teams Devices --> phones --> configuration profiles --> Add --> device settings.
upvoted 15 times

sultanmr123 Most Recent 11 months ago
The correct option is D. Configure a Teams policy in the Microsoft Teams admin center. A Teams policy allows administrators to control various settings for Teams users in the organization, including screen saver and screen capture settings. In the Microsoft Teams admin center, you can create and manage Teams policies, assign them to specific users or user groups, and ensure that they are applied consistently across the organization to meet the company policy requirements.
upvoted 1 times

codeaktivist 11 months, 2 weeks ago
D. Configure a Teams policy in the Microsoft Teams admin center.

In order to configure the Teams phones to meet the policy requirements, you should create a Teams policy in the Microsoft Teams admin center. Within the policy, you can configure settings such as screen saver and screen capture.
You can use the "Device settings" option in the Microsoft Teams admin center under "Teams policies" to configure the settings for the Teams phones. You can then assign this policy to the desired users or groups of users.

Note: A & B are not related to configure Teams phone settings and C is to configure settings for mobile devices but not for Teams phones specifically.
... ChatGPT said
upvoted 1 times

Thespy45 11 months, 2 weeks ago
Selected Answer: C
Source: https://learn.microsoft.com/en-us/microsoftteams/devices/device-management#use-configuration-profiles-in-teams
upvoted 1 times

Nawk 1 year, 1 month ago
Selected Answer: C

Answer is C.

It is now in Teams devices > Phones > Configuration profiles

upvoted 3 times

Baba65Baba 1 year, 10 months ago

Selected Answer: C

Answer is correct: C

upvoted 1 times

PyqaJamal 1 year, 10 months ago

Selected Answer: C

Correct C

upvoted 1 times

certgreed 1 year, 11 months ago

Selected Answer: C

correct answer is C

upvoted 1 times

Question #29 *Topic 1*

You work as a Systems Administrator for your company. The company has a subscription to Microsoft 365. All users in your company have a Microsoft 365 E3 license.
All users use Microsoft Teams for collaboration.
Users in the company frequently invite external users to Microsoft Teams meetings.
Users report that when the guests join the meetings, they have to wait in the lobby until they are admitted by the meeting organizer.
You need to configure the system to ensure meeting participants join the meeting directly without waiting in the lobby.
What should you do?

A. Configure the Automatically admit users to Everyone setting in the global meeting policy.

B. Configure the Automatically admit users to Everyone in your organization setting in the global meeting policy.

C. Enable the Allow Meet now in channels setting in the global meeting policy.

D. Enable the Allow Meet now in private meetings setting in the global meeting policy.

Suggested Answer: *A*

Community vote distribution

A (69%) B (31%)

rlomaster Highly Voted 3 years, 4 months ago
If you go to Teamd Admin Center; Meetings -> Policies -> Global (Org-default) -> Participants&Guest -> Automatically admit people. From there you can select people in my organization and guests.
upvoted 20 times

amukhtar99 2 years, 1 month ago
This is still valid
upvoted 3 times

Mert_kerna Highly Voted 3 years, 3 months ago
It is A.
“Everyone” includes People in my “Organization and Guests”.
It’s an inclusive option. Had they included, “Everyone in the organization and guests”, they both would be correct.
upvoted 8 times

Mert_kerna 3 years, 3 months ago
Setting “Everyone” also Forces the “Allow dial-in users to bypass the lobby” to be enabled (grayed out as enabled).
upvoted 3 times

simendude Most Recent 2 months, 1 week ago
Selected Answer: A
It just is
upvoted 2 times

emjotbe 1 year ago
Selected Answer: B
it's b as everyone in the organization means also guest users
upvoted 1 times

globy118 1 year, 6 months ago
Meeting > Meeting policies > Global > Meeting join & Lobby > who can bypass the lobby > Everyone
upvoted 2 times

Wan13 1 year, 8 months ago
Selected Answer: A
A resposta correta é a opção A.

Para permitir que os participantes da reunião ingressem na reunião diretamente, sem precisar aguardar no lobby, é necessário configurar a opção "Admitir usuários automaticamente" na política de reunião global. Essa opção pode ser definida para "Todos" ou para usuários específicos, dependendo dos requisitos da organização.

A opção B permitiria que todos os usuários da organização ingressassem diretamente na reunião, mas não resolveria o problema dos convidados externos. As opções C e D não estão relacionadas ao problema em questão.

upvoted 1 times

Jagomsah 1 year, 9 months ago

Selected Answer: B

I'd go for B, as A is "Everyone" meaning that it opens the door for Anonymous and External too, which is way far as what is requested here, while B is "People in my organization" includes literally (MS said) *People in my organization and guests*.

upvoted 3 times

emjotbe 1 year ago

i think it's B

upvoted 1 times

TheZecretWeapon 1 year, 9 months ago

Selected Answer: A

TAC > Meetings > Meeting Policies > Global org wide default > Meeting join & Lobby > Who can bypass the lobby

upvoted 5 times

Nick_NL 1 year, 10 months ago

Selected Answer: A

A is correct.

upvoted 2 times

Magdy414 2 years, 9 months ago

The question wording is tricky, it said USERS reports, it didn't specify Participants within the organization or Guests. So option A is the common sense Answer as it said "Everyone" which include participant and Guests. if Option B then it would be limited to Everyone in the organization in my view it means Participant. I go for the safe wording and choose A.

upvoted 2 times

Nikolaos 2 years, 10 months ago

A is correct

upvoted 1 times

certgreed 2 years, 11 months ago

Selected Answer: A

correct answer is A

upvoted 1 times

celetas 3 years ago

The correct one is B, reason here

https://docs.microsoft.com/es-es/microsoftteams/teams-live-events/set-up-for-teams-live-events

Everyone in your organization also includes guest users, it's true link talk about live events but has no sense a setting has different uses depending the scenario. So it means B is ok.

upvoted 4 times

rohitmedi 3 years ago

Answer is correct...

upvoted 1 times

[Removed] 3 years, 1 month ago

What's the difference between A and B?

Or to be more precise my question is this "organization setting" meaning in B?

Because besides that they're literally the same answer....

upvoted 3 times

hfrpkrqgsrwwmlwjeg 3 years, 1 month ago

A is correct, but the option is now called "Automatically admit people"

upvoted 3 times

allesglar 3 years, 6 months ago

I am not so sure of answer A)

The question states "guest" users which mean that they are part of the organization in Azure AD and therefore B) will automatically admin only guests and not external users.

upvoted 3 times

emilianogalati 3 years, 6 months ago

Guests in this case means the external users people in your organizations invite. It does not refer to Guest User as account you have allowed to access in your tenant.

It's always tricky to deal with Microsoft naming...

upvoted 6 times

allesglar 3 years, 5 months ago

I cannot really argue that, maybe you are right, although as you suggest outside the organization should be "external users". MS has really issues with naming...

upvoted 1 times

Anthonyzm 3 years, 5 months ago

If they had said anything about collaboration or in Team/channel then I would have assumed that they are guest user in ADD

upvoted 1 times

Question #30 *Topic 1*

You work as a Microsoft 365 Administrator for your company. All users have Microsoft 365 E3 licenses.
All users use Microsoft Teams for collaboration.
A company security policy has the following requirements:
➪ Meeting presenters must be unable to share their entire screen in meetings.
➪ Meeting presenters must be able to share a single application window in meetings.
You need to configure the system to meet the security requirements.
Which of the following actions should you perform?

A. Modify the Meeting Settings.

B. Modify the default Live Events policy.

C. Modify the default Meeting policy.

D. Modify the Live Events Settings.

Suggested Answer: *C*

Community vote distribution

C (100%)

Adymax Highly Voted 10 months, 1 week ago

Selected Answer: C

TAC>Meetings>Meeting policy>Content Sharing>Screen sharing mode>Single App

upvoted 11 times

certgreed Most Recent 11 months ago

Selected Answer: C

correct answer is C

upvoted 2 times

rohitmedi 1 year ago

Answer is correct...

upvoted 3 times

Naikon9 1 year, 2 months ago

ok, ignore previous. "Settings" and "Policies"

upvoted 1 times

Naikon9 1 year, 2 months ago

what is difference between "meeting settings" and "default meetings settings" ? hmm

upvoted 1 times

Mike_A_UK 1 year, 2 months ago

Default Meeting Settings is not listed as an answer, there is meeting settings and default meeting policy.

Meeting Settings allows you to configure the email invitation, change network settings and configure anonymous users to join a meeting.

Default Meeting Policy has the option under the category 'Content Sharing' to choose the screen sharing mode (Entire screen, Single Application or Not Enabled).

upvoted 21 times

ricktrujillo 1 year, 4 months ago

Thumbs up, correct

upvoted 2 times

Question #31 *Topic 1*

You work as a Systems Administrator for your company. The company has a subscription to Microsoft 365. All users in your company have a Microsoft 365 E3 license.
All users use Microsoft Teams for collaboration.
You need to prevent all users except managers from sending messages marked as Urgent.
Managers must be able to send messages marked as Urgent.
Which two of the following actions should you perform? (Choose two)

A. Configure a new Permission policy and apply it to the managers.

B. Configure a new Messaging policy and apply it to the managers.

C. Modify the default Permission policy.

D. Modify the default Messaging policy.

Suggested Answer: *BD*

Community vote distribution

BD (100%)

NitishKarmakar Highly Voted 3 years, 5 months ago

B and D are correct. Default Messaging policy needs to be restricted. And a separate policy that allows it for Managers.

upvoted 21 times

karmax357 Most Recent 7 months, 2 weeks ago

Selected Answer: BD

B and D are seems correct.

upvoted 1 times

DikSoft 1 year, 10 months ago

Selected Answer: BD

Correct B and D
https://support.microsoft.com/en-us/office/mark-a-message-as-important-or-urgent-in-teams-ea99d5b6-1317-4550-8d75-86ff14cd4462?wt.mc_id=teamsadmincentercsh&ui=en-us&rs=en-001&ad=us

upvoted 2 times

certgreed 2 years, 11 months ago

Selected Answer: BD

correct answer is BD

upvoted 1 times

Question #32 *Topic 1*

You work as a Systems Administrator for your company. The company has a subscription to Microsoft 365. All users in your company have a Microsoft 365 E3 license.
All users use Microsoft Teams for collaboration.
Sales users in the company frequently invite potential customers to Microsoft Teams meetings. The potential customers do not have guest accounts.
Sales users report that the potential customers are unable to join the meetings.
You need to configure the system to enable the potential customers to join the meetings.
What should you do?

A. Enable the Anonymous users can join a meeting in the Meeting settings.

B. Configure the Automatically admit users to Everyone setting in the global meeting policy.

C. Enable the Allow guest access in Teams in the Org-wide settings.

D. Configure the Automatically admit users to Everyone in your organization setting in the global meeting policy.

Suggested Answer: *A*

Community vote distribution

A (67%) C (33%)

yakko83 Highly Voted 3 years, 11 months ago
A is correct.
upvoted 7 times

zenii89 Most Recent 10 months, 3 weeks ago
Selected Answer: A
A. Enable the Anonymous users can join a meeting in the Meeting settings.

Enabling this setting allows users who are not signed in to a Microsoft account or not part of your organization to join meetings as guests, which is essential for potential customers who do not have guest accounts.
upvoted 2 times

CloudCanary 1 year, 11 months ago
Selected Answer: A
A is correct.
upvoted 1 times

e635466 2 years ago
Selected Answer: A
A is correct.
https://learn.microsoft.com/en-us/microsoftteams/anonymous-users-in-meetings

B/D have to do with you can bypass the lobby
C speaks of guest access but the external users are NOT guests so this does not apply.
upvoted 2 times

CrazyBoyGDL 2 years ago
A is correct; < The potential customers - do not - have guest accounts. >
upvoted 1 times

d_g_tal 2 years ago
Selected Answer: C
option C is the correct choice as it specifically enables guest access in Teams, allowing potential customers to join meetings without requiring them to have guest accounts.
upvoted 3 times

kikulscho 2 years, 2 months ago

C is the correct answer. allowing guest access means users with no microsoft account can be invited to join as guests. (A) is not as it may compromise security and privacy

upvoted 1 times

ShinoIgarashi 2 years, 7 months ago

The answer is correct. Mr Pieprz, I also tested this and can confirm.

upvoted 1 times

Adymax 3 years, 4 months ago

Selected Answer: A

correct answer is A

upvoted 1 times

certgreed 3 years, 5 months ago

Selected Answer: A

correct answer is A

upvoted 1 times

rohitmedi 3 years, 6 months ago

Answer is correct...

upvoted 1 times

NitishKarmakar 3 years, 11 months ago

I am confused between A and B. As per this article both appear to be the same feature.
https://4sysops.com/archives/configuring-meeting-security-in-microsoft-teams/

upvoted 1 times

Cole_Shi 3 years, 11 months ago

B is related to who can bypass the lobby.

upvoted 13 times

Question #33 *Topic 1*

You work as a Systems Administrator for your company. The company has a subscription to Microsoft 365 that includes Phone System. All users in your company have a Microsoft 365 E3 license.
All users use Microsoft Teams for collaboration.
A user reports that he is unable to make phone calls from his Microsoft Teams client. The user reports he is unable to access the dial pad in Microsoft Teams.
Other users are able to make calls from Microsoft Teams.
You verify that the user has a license for Phone System.
You need to enable the user to make calls from Microsoft Teams.
Which of the following actions should you perform?

A. Modify the App Permission policy.

B. Configure a SIP address for the user.

C. Enable the user's account for Enterprise Voice.

D. Assign a Configuration Profile to the user.

Suggested Answer: *C*

Community vote distribution

C (100%)

NitishKarmakar Highly Voted 2 years, 5 months ago
C. You would need to provision Enterprise Voice. The following link also explains this
https://techcommunity.microsoft.com/t5/microsoft-teams/teams-calling-dial-pad-missing/m-p/388686
upvoted 15 times

Gu_cio 1 year, 11 months ago
so nice explanation :) thx
upvoted 1 times

AppleVan Highly Voted 8 months, 1 week ago
I wonder if everyone has the same experience....Despite reading the document from Microsoft Learn, it seems that everything is new to me...i have to guess for most of the questions...
upvoted 13 times

stealthster Most Recent 1 year, 2 months ago
Selected Answer: C
https://learn.microsoft.com/en-us/microsoftteams/troubleshoot/teams-conferencing/no-dial-pad
upvoted 3 times

RyanWayong 1 year, 3 months ago
Selected Answer: C
Based on the article https://learn.microsoft.com/en-us/skypeforbusiness/skype-for-business-hybrid-solutions/plan-your-phone-system-cloud-pbx-solution/enable-users-for-enterprise-voice-online-and-phone-system-voicemail, we may need to enable Phone System voice services.
upvoted 1 times

certgreed 1 year, 11 months ago
Selected Answer: C
correct answer is C
upvoted 1 times

rohitmedi 2 years ago
Answer is correct...
upvoted 2 times

sha1979 2 years, 2 months ago
I think answer is B.
Session Initiation Protocol (SIP) trunks - A SIP trunk enables an end point's PBX phone system to send and receive calls through the internet. SIP trunking is a service offered by communications service providers that uses the Session Initiation Protocol to provision streaming media services and

Voice over IP (VoIP) connectivity between an on-premises phone system and the PSTN. SIP trunks enable internet telephony service providers to deliver telephone services and unified communications to customers equipped with SIP-based IP PBX and unified communications facilities.

upvoted 1 times

banderas 2 years ago

this has NOTHING to do with the question and is wrong

upvoted 3 times

net2020 1 year ago

Other users are able to make calls from Microsoft Teams. ?<<< mean not global issue but individual user issue, so is ev

upvoted 1 times

Question #34 *Topic 1*

You work as a Systems Administrator for your company. The company has a subscription to Microsoft 365. All users in your company have a Microsoft 365 E3 license.
All users use Microsoft Teams for collaboration.
Users in the Marketing department often host live events in Microsoft Teams for large audiences.
Users report that Internet performance is poor during the live events. You discover that the live events consume a large amount of Internet bandwidth.
You need to reduce the Internet bandwidth consumed during the live events.
Which of the following should you configure?

A. Microsoft Phone System.

B. An Enterprise Content Delivery Network (eCDN) provider.

C. Cloud Video Interop

D. A SIP provider.

Suggested Answer: *B*

Community vote distribution

B (100%)

NitishKarmakar Highly Voted 1 year, 11 months ago
B. Is the correct Answer you need SDN or eCDN for Live Events.
upvoted 8 times

RyanWayong Most Recent 9 months, 1 week ago
Selected Answer: B
Microsoft eCDN is a first-party, standalone offering that optimizes network performance for live video streaming and distribution within an enterprise.

https://learn.microsoft.com/en-us/ecdn/how-to/enable-microsoft-ecdn-for-your-tenant
upvoted 2 times

certgreed 1 year, 5 months ago
Selected Answer: B
correct answer is B
upvoted 1 times

Mr_Dinges 1 year, 5 months ago
TAC > Meetings > Live event settings > Third-party video distribution providers
https://docs.microsoft.com/en-US/microsoftteams/teams-live-events/configure-teams-live-events#configure-a-third-party-video-distribution-provider
upvoted 1 times

rohitmedi 1 year, 6 months ago
Answer is correct...
upvoted 1 times

Question #35 *Topic 1*

You work as a Systems Administrator for your company. The company has a subscription to Microsoft 365. All users in your company have a Microsoft 365 E3 license.
All users use Microsoft Teams for collaboration.
A company security policy has the following requirements:
➩ All users except Team owners must be prevented from deleting sent messages
➩ Team owners must be able to delete sent messages
➩ All users must be prevented from editing sent messages
You need to configure Microsoft Teams to meet the security requirements. The solution must minimize the number of policies configured.
What should you configure?

A. The default Messaging policy only.

B. The default Messaging policy and one additional Messaging policy.

C. The default Messaging policy and two additional Messaging policies.

D. The default Messaging policy and the default Meeting policy.

Suggested Answer: *A*

Community vote distribution

A (100%)

yakko83 Highly Voted 2 years, 11 months ago
A is correct. All three settings are available in global messaging policy.
upvoted 16 times

dardantofaj Highly Voted 2 years, 2 months ago
Selected Answer: A
A correct. All can be done in 1 Global (Org-wide default) messaging policy.
Owners can delete sent messages ON
Delete sent messages OFF
Edit sent messages OFF
upvoted 10 times

Jshuf Most Recent 1 month, 1 week ago
Selected Answer: B
Yes, you can configure a 3 under one policy, but that would only apply to that owner or user. therefore. The "editing" portion here is where the additional policy would come into play. To allow an owner or user the ability to edit, you will need to have that policy apply to that user/owner. Since Microsoft Teams Messaging policies are assigned per user, not based on role (e.g., owner vs. member) within a team.
upvoted 1 times

cm2302 5 months, 3 weeks ago
Selected Answer: B
Here's why: To meet the given requirements, we can use Messaging policies in Microsoft Teams. These policies allow you to control settings related to message deletion and editing.
upvoted 1 times

Suprotim 6 months, 3 weeks ago
In exam on 10th Dec 2023 BUT the question was presented as a HOTSPOT question and with a bit different scenario.
upvoted 3 times

fejoes 2 years, 5 months ago
Selected Answer: A
A is correct
upvoted 2 times

rohitmedi 2 years, 6 months ago
Answer is correct...
upvoted 1 times

reastman66 2 years, 7 months ago

A is the correct answer. Owners can delete sent messages is off by default. Delete sent messages is the next line and it is on by default. Edit sent messages is a few lines below and that is on by default.

upvoted 2 times

newark123 2 years, 8 months ago

Team Owners isnt a distinct group so A is correct . P

upvoted 2 times

NitishKarmakar 2 years, 11 months ago

Answer should be B as we need 2 separate Messaging Policies. Global that prevents users from deleting and Additional which allows Team owners to delete messages.

upvoted 7 times

Xiscoin 2 years, 11 months ago

No, you can meet all the requirements on the default messagins policies. Checked.

upvoted 2 times

RKarelse 2 years, 11 months ago

correct answer is A, there is a option "Owners can delete sent messages" in the messaging policie

upvoted 3 times

Question #36 *Topic 1*

You work as a Systems Administrator for your company. The company has a subscription to Microsoft 365. All users in your company have a Microsoft 365 E5 license.
You plan to deploy Microsoft Phone System.
You need to configure the phone system with four unique greetings. The unique greetings will be used as follows:
➩ One unique greeting will be used during office hours (Monday to Friday 09:00 to 17:00)
➩ One unique greeting will be used outside office hours (Monday to Friday 17:00 to 09:00)
➩ One unique greeting will be used during weekends.
One unique greeting will be used during national holidays (for example, Easter and Christmas).
▪
You need to configure the system to meet the requirements.
What is the minimum number of auto attendants you need to configure?

A. 1

B. 2

C. 3

D. 4

Suggested Answer: *A*

Community vote distribution

B (69%) A (29%)

TomDeacon Highly Voted 3 years, 8 months ago
You can't do 4 unique greetings on 1 IVR. You can do 3.
In hours, out of hours and Holidays. You would need a second IVR for a unique weekend greeting. This should be B
upvoted 35 times

joelfrancisco 2 years ago
not anymore. you can do all in just one AA
upvoted 2 times

Harshul 3 years, 2 months ago
Agreed!
upvoted 1 times

TinaTina 3 years, 2 months ago
All 4 greetings are made during setup for AA.1 AA is correct
upvoted 2 times

Eagle09 2 years, 5 months ago
Not all 4 are Unique. You could use the same announcement for off-hours and weekends, but you cannot specify a separate announcement. So AA is not correct.
upvoted 5 times

syougun200x 1 year, 6 months ago
I think youre right. Was about to get caught thanks.
upvoted 2 times

syougun200x 1 year, 6 months ago
After seeing Jonaburns comment, am sure that only 1 AA will do.
upvoted 1 times

dmow Highly Voted 3 years, 8 months ago
I think that the answer is B. The AA can have greetings for on-hours, off hours, and holidays, bit I'm not sure weekends can be configured as separate off-hours times. Check out the video on the page around the 5 minute mark:
https://docs.microsoft.com/en-us/microsoftteams/create-a-phone-system-auto-attendant
upvoted 13 times

cpaljchc4 1 year, 1 month ago

There is setting for Saturday & Sunday in off business hours
upvoted 1 times

Romeo1991 Most Recent 7 months, 2 weeks ago
Selected Answer: A
I'm pretty sure its "A", you just need one AA to add Call flow greetings, Holiday Greetings, and After greetings. You don't need two AA unless you are routing it. It only specifically tells about Greetings only.
upvoted 1 times

loeloe5 11 months, 3 weeks ago
To meet the specified requirements, you'll need two auto attendants. Let me explain why:

Office Hours Greeting: You can configure one auto attendant to handle calls during office hours (Monday to Friday, 09:00 to 17:00). This auto attendant will play the appropriate greeting and route calls accordingly.
Outside Office Hours, Weekends, and Holidays Greeting: For the remaining scenarios (outside office hours, weekends, and national holidays), you can set up a second auto attendant. This way, you'll have a total of two unique greetings—one for office hours and another for non-office hours.
Remember that auto attendants allow callers to navigate a menu system and direct their calls to the right department, person, or other destinations within your organization1. Additionally, each auto attendant can have up to 15 authorized users2.

So, the correct answer is B. 2 auto attendants.
upvoted 1 times

kitty73 1 year ago
Selected Answer: A
"You can set different incoming call-handling options and greetings for after-hours." Reference link: https://learn.microsoft.com/en-us/microsoftteams/create-a-phone-system-auto-attendant?tabs=call-flow
upvoted 1 times

Atos 1 year, 5 months ago
I agree with Tom Deacon.
upvoted 1 times

alex53 1 year, 7 months ago
A - I configure for christmas and for holidays in submenu call flows during holidays with two idfferent greeting ;)
upvoted 1 times

xfaqtor 1 year, 8 months ago
Selected Answer: A
A is the correct answer
upvoted 2 times

jonaburns 1 year, 8 months ago
1 is enough, I just configured it in lab. You can have multiple Holiday days inside a Holiday so you can put the 106 or so Saturday and Sundays in the "weekend" holiday and assign that a unique greeting. Having said that, I doubt that is what Microsoft would want you to do. With 2 you can check for weekend 1st, then redirect to a second AA to do the 3 other requirements. Has anyone seen this question on a test?
It seems like one thy would have removed after many disputes.
upvoted 3 times

Jaszinho 1 year, 9 months ago
You need 2. If it wasn't unique announcement requested by the question then 1 would have been sufficient. Single AA can't have the weekend announcement separate bcz it consider it as after working hours.
upvoted 2 times

Antivist 1 year, 9 months ago
Selected Answer: A
A is enough
upvoted 1 times

Antivist 1 year, 9 months ago
You can do all these in 1 auto-attendant.
upvoted 1 times

TATA_RK 1 year, 10 months ago
You can add all 4 requirement using single AA,
upvoted 1 times

Mlportu 1 year, 10 months ago

need 2 with 1 its not possible

upvoted 3 times

globy118 1 year, 12 months ago

One auto attendant

upvoted 1 times

EuniceP 2 years, 1 month ago

1 AA is correct.

Business hours can be set with breaks in time during the day, and all of the hours that aren't set as business hours are considered after-hours. If you have business hours set up, you also need to set up a call flow for after business hours: greetings after hours. Lastly, on the same AA, you could setup Holiday.

https://learn.microsoft.com/en-US/microsoftteams/create-a-phone-system-auto-attendant?tabs=after-hours#step-3-set-up-call-flow-for-after-hours-optional

upvoted 2 times

francescoc 2 years, 4 months ago

Selected Answer: A

A is correct. You can create the Auto attendant from Teams Admin Center and you can set Business Hours and Holiday Call Settings in the same Auto attendant.

https://learn.microsoft.com/en-us/microsoftteams/create-a-phone-system-auto-attendant?tabs=general-info

upvoted 2 times

DikSoft 2 years, 4 months ago

It's impossible to set different greeting message to weekend with one policy

upvoted 1 times

Question #37 *Topic 1*

You work as a Systems Administrator for your company. The company has a subscription to Microsoft 365. All users in your company have a Microsoft 365 E3 license.
You plan to host live events in Microsoft Teams.
You discover that external users are unable to access the live events. Company users and users with guest accounts are able to access the live events.
You need to configure the system to allow external users without guest accounts to access the live events.
Which of the following should you configure?

A. The External Access Org-wide settings

B. The default Meeting policy

C. The Live events settings

D. The default Live events policy

Suggested Answer: *D*

Community vote distribution

D (89%) 11%

Mert_kerna Highly Voted 3 years, 3 months ago
Yes. In the teams admin center, Meetings > Live events policies > “who can join scheduled events”
Options are:
Everyone
Everyone in the org.
Specific users or groups
upvoted 17 times

[Removed] Highly Voted 2 years, 1 month ago
Selected Answer: D
TAC > Meetings > Live events policies > Manage Policies tab; create or edit policy to change "Who can join scheduled events" to "Everyone"
Users can create live events that everyone, including people outside your organization, can attend.
https://learn.microsoft.com/en-us/MicrosoftTeams/teams-live-events/set-up-for-teams-live-events
upvoted 5 times

cm2302 Most Recent 5 months, 3 weeks ago
Selected Answer: C
C is the correct option because Live events settings allow you to configure external access for users without guest accounts, enabling them to join the live events.
upvoted 1 times

Tutch123 1 year ago
d is correct but only after A is done.
upvoted 1 times

Antivist 1 year, 3 months ago
D, Who can join scheduled live events -> Set to Everyone.
upvoted 1 times

codeaktivist 1 year, 11 months ago
A. The External Access Org-wide settings

To allow external users without guest accounts to access live events in Microsoft Teams, you should configure the External Access Org-wide settings. These settings allow you to control the level of access that external users have to your organization's Teams resources, including live events. You can configure the settings to allow external users to access live events, and you can also set different levels of access for different types of external users.

By default, external access is turned off and you need to enable it to allow external users to access live events.

It's important to note that the other options (B, C, D) doesn't have any relation with the access of external users to live events.
... ChatGPT said
upvoted 2 times

GPerez73 2 years, 1 month ago

Selected Answer: A

I dont see any setting related to external access in live events policy, so It is A for me
upvoted 2 times

Krachowsky 2 years ago

You can configure that "Everyone" can join events. So D is correct in my opinion.
upvoted 2 times

Bonski 1 year, 9 months ago

Don't you have to allow external access in Org wide setting first. isn't disable by default???
upvoted 2 times

AshleyS 2 years, 2 months ago

Selected Answer: D

Correct
upvoted 1 times

Tommo 2 years, 10 months ago

Selected Answer: D

Correct
upvoted 1 times

certgreed 2 years, 11 months ago

Selected Answer: D

correct answer is D
upvoted 1 times

Question #38 *Topic 1*

You work as a Systems Administrator for your company. The company has a subscription to Microsoft 365. The company has 1,000 users. All users in your company have a Microsoft 365 E3 license.
Approximately 400 of the users currently use Microsoft Teams for collaboration. The other 600 users use Microsoft Skype for Business Online for collaboration.
You plan to migrate all users to Microsoft Teams over the next three months. The coexistence mode is currently set to Islands.
You need to ensure that company users do not miss chat messages sent by other company users.
What should you do?

A. Ensure that all users are signed in to either Microsoft Skype for Business or Microsoft Teams.

B. Change the coexistence mode to Teams only.

C. Ensure that all users have both Microsoft Skype for Business and Microsoft Teams installed and are signed in to both applications.

D. Change the coexistence mode to Skype for Business with Teams collaboration.

Suggested Answer: *C*

Community vote distribution

C (100%)

sha1979 Highly Voted 3 years, 2 months ago
Right answer
In this coexistence mode, called Islands, each of the client applications operates as a separate island. Skype for Business talks to Skype for Business, and Teams talks to Teams. Users are expected to run both clients at all times and can communicate natively in the client from which the communication was started
upvoted 17 times

cm2302 Most Recent 5 months, 3 weeks ago
Selected Answer: B
B is the best option as changing the coexistence mode to Teams only ensures all users are using Teams as the single platform for collaboration, preventing any missed chat messages between users.
upvoted 1 times

Jshuf 1 month, 3 weeks ago
yes, B would be the best in the ideal environment but since have 3 months to migrate everyone over (maybe everyone isn't ready to migrate over fully yet) and the coexistence mode is already set to islands (run both programs simultaneously). You will need to have both programs installed.
upvoted 2 times

Bobalo 9 months ago
This is the situation for the environment I currently work in, we need to keep both apps active.
upvoted 2 times

Kman72 2 years, 2 months ago
Fricked up question. I would be inclined to D as the focus is on Chat messages. SFB doesn't have "Collaboration". Collaboration is a Teams term. both C and D are technically correct, but anyone with real world experience would have set the SFB with Teams Collab at the beginning, once released to the wild, good luck getting anything turned off or clawed back, thus would have to go with C.
upvoted 4 times

simendude 2 months, 1 week ago
Thanks for the answer. Very insightful!
upvoted 1 times

legendkiller 2 years, 3 months ago
C is correct
upvoted 1 times

certgreed 2 years, 11 months ago
Selected Answer: C
correct answer is C
upvoted 3 times

Question #39 *Topic 1*

You work as a Systems Administrator for your company. The company has a subscription to Microsoft 365. All users in your company have a Microsoft 365 E3 license.
You have been migrating users from Microsoft Skype for Business Online to Microsoft Teams over the last two months. Most users are now using Microsoft
Teams.
The coexistence mode is currently set to Islands.
You plan to change the coexistence mode to Teams Only to force all users to use Microsoft Teams.
You need to ensure that if any users have online meetings scheduled to use Skype for Business, the meetings are converted to use Microsoft Teams.
Which of the following actions should you perform?

A. Modify the default Meeting policy in the Microsoft Teams admin center.

B. Run the Start-CsExMeetingMigration PowerShell cmdlet.

C. Run the Set-CsTeamsUpgradeConfiguration PowerShell cmdlet.

D. Run the Set-CsTeamsMeetingConfiguration PowerShell cmdlet.

Suggested Answer: *B*

Community vote distribution

B (100%)

Ruuddie Highly Voted 2 years, 12 months ago
MMS is triggered in each of the following cases:
-When a user is migrated from on-premises to the cloud
-When an admin makes a change to the user's audio conferencing settings
-When the user's mode in TeamsUpgradePolicy is set to either TeamsOnly or SfBWithTeamsCollabAndMeetings (using either Powershell or the Teams Admin Portal)
-When you use the PowerShell cmdlet, Start-CsExMeetingMigration

So technically MMS already gets triggered when the user is switched to Teams Only. But hey, to be certain, you can run Start-CsExMeetingMigration I guess :-)
upvoted 22 times

e635466 Most Recent 1 year ago
Selected Answer: B
B:
https://learn.microsoft.com/en-us/powershell/module/skype/start-csexmeetingmigration?view=skype-ps

"
MMS is designed to eliminate the need for users to run the Meeting Migration Tool to update their Skype for Business and Microsoft Teams meetings
"
upvoted 1 times

Targeter82 1 year, 9 months ago
Strange question and very uncomplete in lack of more details than just running a command...but yeah, the command "Start-CsExMeetingMigration" is right.
upvoted 1 times

legendkiller 1 year, 9 months ago
@Seb1979 MMS stands for Meeting Migration Service
upvoted 2 times

legendkiller 1 year, 9 months ago
B is correct
upvoted 1 times

certgreed 2 years, 5 months ago

Selected Answer: B

correct answer is B

upvoted 2 times

rohitmedi 2 years, 6 months ago

Answer is correct...

upvoted 2 times

Seb1979 2 years, 8 months ago

Sorry what is MMS for please ?

upvoted 3 times

Arunselva06 2 years, 7 months ago

Meeting migration service

upvoted 2 times

Question #40 *Topic 1*

You work as a Systems Administrator for your company. The company has recently purchased a subscription to Microsoft 365. All users in your company have a
Microsoft 365 E3 license.
You are in the process of configuring Microsoft Teams.
Users in the Marketing department frequently organize events such as trade shows. Organizing an event requires the management of bookings for several resources involved in the event.
You want to add the Microsoft Bookings app to the Microsoft Teams client for the users in the Marketing department.
Which of the following actions should you perform?

A. Configure a custom Configuration Profile that applies to the Marketing users.

B. Configure a custom Teams app Permission policy that applies to the Marketing users.

C. Configure a custom Teams upgrade policy that applies to the Marketing users.

D. Configure a custom Teams app Setup policy that applies to the Marketing users.

Suggested Answer: *D*

Community vote distribution

D (89%) 11%

globy118 1 year ago

Selected Answer: D

https://learn.microsoft.com/en-us/microsoftteams/teams-app-setup-policies

upvoted 1 times

Leon1969 1 year, 1 month ago

It's B. With app permission policies, Teams admin control what apps are available to each user in their organizationhttps://learn.microsoft.com/en-us/microsoftteams/app-policies

upvoted 1 times

Leon1969 1 year, 1 month ago

Sorry, it's D. After reading the question again, they only want to make this app visible in Teams. By default all apps are available and using a setup policy you can make visible in the Teams client (making it easier for the users to find it)

upvoted 5 times

Wan13 1 year, 2 months ago

Selected Answer: D

Configurar uma política de permissão de aplicativo do Teams personalizada (opção B) não é necessário, pois os usuários do departamento de Marketing já possuem a licença do Microsoft 365 E3, que inclui o Microsoft Bookings.

upvoted 1 times

lab01 1 year, 3 months ago

Selected Answer: D

D is correct.
Per default, all apps are allowed in a tennant.
I read nothing about only certain apps being allowed, so i only have do "add the Bookings app". And for this, you havt to configure the app Setup policy

upvoted 3 times

MastrM 1 year, 3 months ago

The Teams admin center states "App permission policies control what apps you want to make available to Teams users in your organization." So It cannot be D.

upvoted 2 times

joamainar 1 year, 4 months ago

Selected Answer: B

B) Before to add an app into a setup policy you need to add the same app into a Teams app Permission policy, else the setup policy wont work. So setup policy is an extra and in consequence "B" is the right choice

upvoted 1 times

Eagle09 1 year, 5 months ago

Why not B+D? I'd say that you still need to make sure that Bookings is permitted and then add the setup policy for the users.

upvoted 2 times

certgreed 2 years, 5 months ago

Selected Answer: D

correct answer is D

upvoted 3 times

rohitmedi 2 years, 6 months ago

Answer is correct...

upvoted 3 times

natazar 2 years, 8 months ago

provided answer is not correct. B is correct

upvoted 2 times

Tyffty 2 years, 8 months ago

D is correct. B IS NOT correct. TAC -> Teams apps -> setup policy -> create new policy and add bookings from the list. Then manage the users and assign to marketing only

upvoted 20 times

bogda23 2 years, 3 months ago

F is the correct answer, ACDC is not correct.

upvoted 2 times

Question #41 *Topic 1*

You work as a Systems Administrator for your company. The company has recently purchased a subscription to Microsoft 365. All users in your company have a
Microsoft 365 E3 license.
You are in the process of configuring Microsoft Teams.
You need to restrict the companies that users can communicate with to five supplier companies. You have a list of email domains used by the supplier companies.
Which of the following actions should you configure?

A. The External access settings.

B. The Guest access settings.

C. A Messaging policy.

D. The Org-wide Teams settings.

Suggested Answer: *A*

Community vote distribution

A (100%)

xxshockwavexx Highly Voted 3 years, 2 months ago
Now it is: Users - External access
upvoted 12 times

Xiscoin Highly Voted 3 years, 5 months ago
A - Org-wide settings -> External access (Add a domain and allow them)
upvoted 10 times

Bobalo Most Recent 9 months ago
Selected Answer: A
Trick question, it's the external access settings under Org-wide settings, so answer A.
upvoted 1 times

legendkiller 2 years, 3 months ago
A is correct
upvoted 2 times

legendkiller 2 years, 3 months ago
A is correct
upvoted 1 times

Tyffty 2 years, 9 months ago
Selected Answer: A
TAC --> Users --> External access
upvoted 3 times

PeterCheng 2 years, 9 months ago
Selected Answer: A
TAC --> Users --> External access
upvoted 1 times

certgreed 2 years, 11 months ago
Selected Answer: A
correct answer is A
upvoted 2 times

rohitmedi 3 years ago
Answer is correct...
upvoted 2 times

Question #42 *Topic 1*

You work as a Systems Administrator for your company. The company has a subscription to Microsoft 365. All users in your company have a Microsoft 365 E5 license.
All users use Microsoft Teams for collaboration. Several teams and channels have been configured.
A team used by users in the Product Design department contains guest accounts. External Designers work with users in the Product Design department and access the team and channels using the guest accounts.
The external designers report that they are unable to access files used in Microsoft Teams meetings or chats.
You need to enable the external designers to access the files.
Which of the following actions should you perform?

A. Modify the Guest access settings in Microsoft Teams.

B. Modify the External access settings in Microsoft Teams.

C. Modify the default Meeting policy in Microsoft Teams.

D. Configure the External Sharing settings in Microsoft SharePoint Online.

Suggested Answer: *D*

Community vote distribution

D (100%)

steam Highly Voted 2 years, 8 months ago
All teams created are also provisioned with corresponding SharePoint online sites. SharePoint online controls external access to Teams on a document access level (under SharePoint admin center > Policies > Sharing > External sharing).
upvoted 17 times

e635466 Most Recent 1 year ago
Selected Answer: D
D:
https://learn.microsoft.com/en-us/microsoft-365/solutions/collaborate-as-team?view=o365-worldwide
upvoted 2 times

ShinoIgarashi 1 year, 7 months ago
The provided answer is correct. Raven can also confirm this.
upvoted 1 times

legendkiller 1 year, 9 months ago
D is correct
upvoted 1 times

certgreed 2 years, 5 months ago
Selected Answer: D
correct answer is D
upvoted 3 times

Question #43 *Topic 1*

You work as a Systems Administrator for your company. The company has recently purchased a subscription to Microsoft 365. All users in your company have a
Microsoft 365 E3 license.
All users use Microsoft Teams for collaboration. Several teams and channels have been configured.
You need to configure Microsoft Teams to ensure that users within your company can collaborate with users in a partner company. You need to ensure that only external users with the email domain of the partner company can send emails to the team channels.
Which of the following actions should you perform?

A. Modify the list of Accepted Domains in the Exchange Online admin center.

B. Modify the Email integration options in the Org-wide Teams settings in the Microsoft Teams admin center.

C. Modify the Org-wide Guest access settings in the Microsoft Teams admin center.

D. Modify the Organization options in the Org-wide Teams settings in the Microsoft Teams admin center.

Suggested Answer: *B*

Community vote distribution

B (100%)

SaschaFranke Highly Voted 3 years, 8 months ago
Since the interface has changed, it will go to TAC->Teams->Team settings->Email Integration
upvoted 16 times

amukhtar99 2 years, 7 months ago
Still Valid
upvoted 3 times

sha1979 Highly Voted 3 years, 8 months ago
Answer is correct.
Under Teams Setting in Teams Admin Center, you see Email integration option and you can keep adding external domain SMTP address in Accept channel email from field.
upvoted 7 times

JoskeVr Most Recent 11 months, 3 weeks ago
Selected Answer: B
TAC -> Teams -> Teams Settings -> Email Integration -> Accept channel email from these SMTP domains
upvoted 2 times

banderas 2 years, 6 months ago
Just a small hint: You can also define this setting per individual channel:

1. Go to Teams
2. Select a chanel
3. Right-click the channel -> get email address
4. Click advanced settings

upvoted 4 times

certgreed 3 years, 5 months ago
Selected Answer: B
correct answer is B
upvoted 1 times

rohitmedi 3 years, 6 months ago
Answer is correct...
upvoted 2 times

DeadUser 3 years, 8 months ago
Org-wide settings section has been removed from Teams admin center navigation and corresponding pages have been moved to Teams, Users and Voice sections.

upvoted 1 times

Davidchercm 3 years, 9 months ago

https://docs.microsoft.com/en-us/microsoftteams/enable-features-office-365#email-integration

scroll down and you will see : Email integration
Turn on this feature so users can send email to a channel in Teams, using the channel email address. Users can do this for any channel belonging to a team they own. Users can also send emails to any channel in a team that has adding connectors turned on for team members.

upvoted 2 times

Lucasmombello 3 years, 9 months ago

There isn't a "Email integration options" in Org-wide Settings... in that case you need to add the Domain in External Access, but i don't see that answer in the options.

upvoted 2 times

Mike_A_UK 3 years, 8 months ago

Org-Wide Settings has been removed over the past few weeks.

The answer on screen was correct at the time of publication.

The email integration option is now under Teams > Teams Settings.

upvoted 3 times

Question #44 *Topic 1*

You work as a Systems Administrator for your company. The company has a subscription to Microsoft 365 that includes Phone System. All users in your company have a Microsoft 365 E3 license.
You plan to configure an auto attendant. The auto attendant will have a nested auto attendant. The nested auto attendant will be used to provide a second-level menu that the first-level auto attendant can connect calls to depending on the option selected by the caller.
You need to configure the auto attendants and required resources.
Which of the following actions should you perform?

A. Create two auto attendants then create one resource account.

B. Create one resource account then create two auto attendants.

C. Create two auto attendants then create two resource accounts.

D. Create two resource accounts then create two auto attendants.

Suggested Answer: *D*

Community vote distribution

D (100%)

Toulan Highly Voted 3 years, 11 months ago
D is correct as you will need the resource account while you create the AA.
upvoted 8 times

razit Most Recent 2 months, 3 weeks ago
Selected Answer: B
From: https://learn.microsoft.com/en-us/microsoftteams/plan-auto-attendant-call-queue#prerequisites

"A Resource Account for each Auto attendant or Call queue that directly answers calls. Nested auto attendants or call queues that receive calls from an auto attendant or call queue that has already answered the call don't require a resource account."
upvoted 2 times

Frankmann 4 months, 4 weeks ago
Selected Answer: B
A Resource Account for each Auto attendant or Call queue that directly answers calls. Nested auto attendants or call queues that receive calls from an auto attendant or call queue that has already answered the call don't require a resource account.

https://learn.microsoft.com/en-us/microsoftteams/plan-auto-attendant-call-queue#prerequisites
upvoted 4 times

kahhann 7 months, 1 week ago
https://learn.microsoft.com/en-us/microsoftteams/create-a-phone-system-auto-attendant?tabs=general-info

Nested Auto attendants and Call queues (auto attendants and call queues that do not directly answer phone calls) no longer require a Resource Account and associated licensing.

Existing configurations that use Resource Accounts will continue to function and remain fully supported. A combination of both methods can be used at the same time.
upvoted 2 times

shurst88 11 months, 2 weeks ago
In the environment now:
You go to TAC-Voice-Resource Accounts-AA
upvoted 1 times

Bobalo 1 year, 3 months ago
D is correct, but the answer is silly. You would normally create the AA and let the resource account be created automatically as part of the process.
upvoted 1 times

TechExpert 1 year, 7 months ago

Selected Answer: D

D is correct

upvoted 1 times

Kman72 2 years, 8 months ago

fricked question. You don't need a RA to build an AA. C and D are both correct, D is just easier to assign during the AA build process, but you can create and assigned a RA to an already existing AA. D is "correcter'ish"...

upvoted 4 times

Tyffty 3 years, 3 months ago

Selected Answer: D

Create the resource account first then the new AA wizard will allow you to select them

upvoted 3 times

Exam103 3 years, 4 months ago

I think B is the correct answer, adding a resource account is not mandatory. Only if you want to add a number to the AA, but the nested one doesn't need a number afaik.

upvoted 2 times

Exam103 3 years, 4 months ago

I was mistaken, all auto attendants must have an associated resource account.

https://docs.microsoft.com/en-us/learn/modules/manage-phone-system-for-microsoft-teams/06-configure-auto-attendants

See section "Resource account"

upvoted 10 times

certgreed 3 years, 5 months ago

Selected Answer: D

correct answer is D

upvoted 1 times

muthupandimk 3 years, 5 months ago

D, is correct. https://docs.microsoft.com/en-us/microsoftteams/create-a-phone-system-auto-attendant

upvoted 2 times

Tyffty 3 years, 8 months ago

D is correct. You cannot assign the same resource account to multiple AA.

upvoted 3 times

blackbic 3 years, 9 months ago

seems a bit silly the semantics of c&d being the same. I understand the ordering, but it didn't ask for a specific order.

upvoted 1 times

Radweld 3 years, 5 months ago

Think the key here is you can't create an AA without having the Resource Account first.

upvoted 3 times

banderas 2 years, 6 months ago

This is not correct since I just created an AA without adding a ressource account.

upvoted 1 times

OomensRob 3 years, 10 months ago

I don't see the logic to create two resource accounts. Is this required because the 2nd AA is nested in the first? Because the question does not state that a specific (service) number is required per AA it can only be prohibited by the nesting of the AA's. Is this correct?

upvoted 2 times

Question #45 *Topic 1*

You work as a Systems Administrator for your company. The company has recently purchased a subscription to Microsoft 365. All users in the company have a
Microsoft 365 E3 license.
All users in the company use Microsoft Teams for collaboration.
The company has a large Sales department. A distribution group named Sales contains all the user accounts of the users in the Sales department.
You need to create a team in Microsoft Teams for the Sales department users. You want to minimize administrative effort by creating the Team from the Sales group.
What should you do first?

A. Configure a membership rule for the group.

B. Convert the group to a universal security group.

C. Convert the group to a global security group.

D. Convert the group to an Office 365 group.

Suggested Answer: *D*

Community vote distribution

D (100%)

Davidchercm Highly Voted 1 year, 9 months ago
DL can be converted to O365 group
upvoted 15 times

Shinolgarashi Most Recent 7 months, 4 weeks ago
Indeed correct my good sir.
upvoted 2 times

legendkiller 9 months, 2 weeks ago
D is correct
upvoted 2 times

Nico95 1 year, 4 months ago
Selected Answer: D
D indeed
upvoted 2 times

certgreed 1 year, 5 months ago
Selected Answer: D
correct answer is D
upvoted 2 times

Question #46 *Topic 1*

You work as a Systems Administrator for your company. The company has recently purchased a subscription to Microsoft 365.
All users in your company have a Microsoft 365 E3 license.
You are in the process of configuring Microsoft Teams.
A company security policy states that users must not be able to add apps to Microsoft Teams.
You need to configure Microsoft Teams to meet the security requirement.
What should you configure?

A. The global app permission policy.

B. The global Teams policy.

C. The Org-wide Teams settings.

D. The global app setup policy.

Suggested Answer: *D*

Community vote distribution



Stove1 Highly Voted 3 years, 12 months ago
The answer should be A "The global app permission policy".
App Setup policies allow you to control what apps are pinned, but not prevent users from adding other apps
upvoted 58 times

Gu_cio 3 years, 5 months ago
TAC->Teams apps -> Permision policies -> edit Global -> Microsoft apps (change to Bloc all apps)
upvoted 5 times

Tyffty 3 years, 8 months ago
Agreed
upvoted 5 times

LearnedBehavior 3 years, 7 months ago
Agreed the answer is A
upvoted 3 times

Arunselva06 3 years, 7 months ago
Yes, I verified and the answer is A
upvoted 9 times

xqizzt Highly Voted 4 years ago
I think the correct answer should be A - The global app permission policy.

"App permission policies control what apps you want to make available to Teams users in your organization"

The app setup policy is used to pin/pre-install an app for users, but not really to limit what they can install.

"App setup policies control how apps are made available to a user with the Teams app"
upvoted 14 times

L33D 3 years, 11 months ago
https://docs.microsoft.com/en-us/microsoftteams/teams-app-permission-policies
upvoted 1 times

Tyffty 3 years, 8 months ago
I agree with this
upvoted 1 times

JoskeVr Most Recent 11 months, 3 weeks ago
Selected Answer: D

This is under Setup policies. Permission Policies have been moved to Manage Apps. To block a user from adding custom app go to Teams Apps -> Setup Policies -> Upload Custom apps.

upvoted 4 times

spektrum1988 1 year, 2 months ago

Old question. The answer was probably A, but App Permission Policies don't exist anymore. At the moment these settings have been moved to Manage Apps > Org-wide app settings

upvoted 5 times

stipe 1 year, 4 months ago

the answer should be D.
"A company security policy states that users must not be able to add apps to Microsoft Teams"
This part "not be able to ADD apps" is same as this "not be able to UPLOAD apps" in my humble opinion.
They probably put ADD to make confusion.
https://learn.microsoft.com/en-us/microsoftteams/app-policies

upvoted 1 times

poxyu 1 year, 8 months ago

Selected Answer: A

Agreed

upvoted 1 times

Antivist 1 year, 9 months ago

Selected Answer: A

Correct answer is A.

upvoted 1 times

AlltheMSCerts 2 years, 1 month ago

Selected Answer: A

Confirmed in my tenant.

upvoted 2 times

Mlportu 2 years, 1 month ago

Selected Answer: A

Response A

upvoted 1 times

dusting00 2 years, 2 months ago

Selected Answer: A

Definitely A

upvoted 1 times

chateneir 2 years, 3 months ago

Selected Answer: A

Should be A. Go to TAC >Teams Apps > Permission Policies

this is much agreeable

upvoted 1 times

Jagomsah 2 years, 3 months ago

Selected Answer: D

Today, the right one is via Setup Policy, "…… Admin pins always take precedence. If the Setup Policy >> Global (Org-Wide default) >> User Pinning option is turned on, then apps pinned by users display below the apps pinned by admins. If User pinning option is turned off, then users lose existing pins and only the apps pinned by admins are available in the app bar"

Note that Permission Policies refer to Apps published or not, but not to be added or removed from the bar.

upvoted 2 times

Villalenny 2 years, 4 months ago

La respuesta debería ser A: Bloqueas todas las aplicaciones con la política global de permisos de aplicaciones. Luego puedes crear políticas nuevas personalizadas y asignarla por grupos o por usuario, que al ser asignadas tendrá prevalencia sobre la política global. La pregunta pide Bloquear todas las aplicaciones, por lo que los administradores deciden las que se permiten creando nueva política personalizada, o modificando la global donde bloqueas unas y permites otras.
Así lo tenemos configurado en mi empresa.

upvoted 1 times

robcon 2 years, 4 months ago

Selected Answer: A

Still Agreed. A is the answer

upvoted 1 times

francescoc 2 years, 5 months ago

Selected Answer: D

App setup policies control how apps are made available to a user with the Teams app. Use the Global (Org-wide default) policy and customize it or create custom policies and assign them to a set of users. Learn more

upvoted 1 times

Alien1981 2 years, 5 months ago

Selected Answer: A

the correct answer is "A"

upvoted 1 times

Cloudz_1 2 years, 5 months ago

Selected Answer: D

"User must not be able to add apps to Microsoft Teams". To achieve this you need to go to TAC -> Setup policies -> turn Upload custom apps off. And booooom, user's won't be able to upload custom apps to Teams :)

Answer is D.

upvoted 5 times

Question #47 *Topic 1*

You work as a Microsoft 365 Administrator for your company. All users have Microsoft 365 E5 licenses.
All users use Microsoft Teams for collaboration.
You upload a custom app to Microsoft Teams. The custom app will be used by all users in the company.
You need to ensure that the custom app appears at the top of the app bar in Microsoft Teams.
Which of the following actions should you perform?

A. Configure the global app setup policy.

B. Create a configuration profile.

C. Configure the global app permission policy.

D. Configure the global Teams policy.

Suggested Answer: *A*

Community vote distribution

A (100%)

Marik30 8 months, 2 weeks ago

Selected Answer: A

A of course

upvoted 1 times

Targeter82 2 years, 3 months ago

Selected Answer: A

Answer "A" correct.

upvoted 2 times

legendkiller 2 years, 3 months ago

A is correct

upvoted 1 times

LazyAdminMarlyMarl 2 years, 8 months ago

Selected Answer: A

Modify the Global App Setup Policy, add the app to the Pinned App List and place it in position 1 in the pinned app list.

upvoted 2 times

certgreed 2 years, 11 months ago

Selected Answer: A

correct answer is A

upvoted 2 times

rohitmedi 3 years ago

Answer is correct...

upvoted 3 times

Arunselva06 3 years, 1 month ago

TACv-> Teams App -> Setup Policy -> Select any policy and inside you can arrange the apps accordingly

So answer is correct

upvoted 3 times

earlt 3 years, 4 months ago

Create a new app setup policy to pin the app to the app bar

upvoted 3 times

Question #48 *Topic 1*

You work as a Systems Administrator for your company. The company has a subscription to Microsoft 365. All users in your company have a Microsoft 365 E5 license.
The company has several departments. You have configured a private team for each of the departments.
You configure an additional private team named Managers. The Managers team will contain all departmental managers.
You need to ensure that the Managers team is not viewable in the Suggested Teams list.
What should you do?

A. Modify the member permissions for the Managers team.

B. Configure a new app permission policy.

C. Modify the Team discovery options for the Managers team.

D. Select the Hide option for the Managers team.

Suggested Answer: *C*

Community vote distribution

C (100%)

Ruuddie Highly Voted 2 years, 6 months ago
Recently Microsoft changed this, now the discoverability option does not show under the "edit team" options. Private teams are always hidden from the directory and public teams are always shown. All documentation related to discoverability has been removed
upvoted 18 times

Anthonyzm 2 years, 5 months ago
So whats the answer?
upvoted 1 times

Benny4321 2 years, 5 months ago
The question is obsolete and therefor not valid anymore. Most likely this will not be at the exam.
upvoted 12 times

Barracuda143 Highly Voted 2 years, 2 months ago
Why is Microsoft playing around with the options and moving it around in different areas. Once set in a location, leave it as it is and add new stuff-not change existing stuff. This is like tracking Covid numbers - constantly changing every day!
upvoted 8 times

banderas 1 year ago
...because Micrsooft sometimes add additional categoriesm which fit better to the options
upvoted 1 times

Jagomsah Most Recent 9 months, 1 week ago
It used to be public teams would always show in search and the directory but private teams could be configured to be shown or hidden.

"Hidden" means hidden from end-users in teams. Admins can still see the teams in Teams Admin Center (TAC) or via PowerShell.

Recently Microsoft changed this, now the discoverability option does not show under the "edit team" options. Private teams are always hidden from the directory and public teams are always shown
upvoted 3 times

ShinoIgarashi 1 year, 1 month ago
Although the answer is correct, the question is obsolete. Moseki please note.
upvoted 2 times

fran10_96 1 year, 2 months ago
Selected Answer: C
C es correcto y verificado.
upvoted 1 times

certgreed 1 year, 9 months ago
Selected Answer: C

correct answer is C

upvoted 1 times

TonySuccess 1 year, 11 months ago

IGNORE THIS QUESTION

upvoted 1 times

rohitmedi 2 years ago

Answer is correct...

upvoted 1 times

Question #49 *Topic 1*

You work as a Systems Administrator for your company. The company has a subscription to Microsoft 365. All users in your company have a Microsoft 365 E5 license.
All users in the company use Microsoft Teams for collaboration.
A developer in the company is developing a custom app to be used in Microsoft Teams.
The developer wants to test the app in Microsoft Teams before releasing the app for use by all company users. The developer has a .zip file containing an app package for the custom app.
You need to enable the developer to upload the app to Microsoft Teams for testing. The app must available to the developer only in Microsoft Teams.
What should you do?

A. Modify the global app setup policy.

B. Configure an app setup policy that applies to the developer only.

C. Modify the global app permission policy.

D. Configure an app permission policy that applies to the developer only.

Suggested Answer: *B*

Community vote distribution

B (63%) D (37%)

Smyku Highly Voted 3 years, 11 months ago
I think this is correct.

This is also known as side loading. This setting determines if a user can upload a custom app package in the Teams app. Turning it on lets you create or develop a custom app to be used personally or across your organization without having to submit it to the Teams app store. Uploading a custom app also lets you test an app before you distribute it more widely by only assigning it to a single user or group of users.
upvoted 16 times

MrRom25 3 years, 11 months ago
https://docs.microsoft.com/en-us/microsoftteams/platform/concepts/build-and-test/prepare-your-o365-tenant#enable-custom-teams-apps-and-turn-on-custom-app-uploading
upvoted 2 times

emilianogalati Highly Voted 3 years, 12 months ago
I think it should be D.
upvoted 10 times

Jshuf Most Recent 1 month, 3 weeks ago
Selected Answer: D
This is controlled by an App Permission Policy in the Microsoft Teams admin center. Specifically:
You create a custom App Permission Policy that:
Allows uploading of custom apps
Restricts other unnecessary app permissions
You assign that policy to the developer only, so no one else can upload custom apps.
App setup policy for the developer controls what apps are pinned or pre-install apps for the user but doesn't control permissions to upload custom apps.
upvoted 1 times

LLama33 9 months, 1 week ago
the correct is D
this is a screen from manage app section:
Control which apps are available to install for people in your organization by allowing and blocking apps. You can also upload, approve, and publish custom apps made specifically for your organization to the app store.
upvoted 1 times

spektrum1988 1 year, 3 months ago

I think it should be B and D. You need to setup B for the developer to be able to upload custom apps. Then you need to setup D in order to apply the app to the developer only.
upvoted 2 times

kty 1 year, 5 months ago

Selected Answer: B

Teams apps ---> Setup policies -->Add --> Upload custom apps --> On
upvoted 1 times

7bc7c09 1 year, 8 months ago

Selected Answer: B

The option to "Upload Custom apps" is located inside App setup policies, not inside permission policies. So the answer is B.
upvoted 3 times

Jaszinho 1 year, 9 months ago

Selected Answer: D

To enable the developer to upload and test the custom app in Microsoft Teams, you should configure an app permission policy that applies to the developer only.
App permission policies are used to control who can upload and install apps in Microsoft Teams, and what kind of apps can be installed. By default, all users in the organization can install apps in Microsoft Teams, but by creating an app permission policy, you can control who can install apps, and what kind of apps can be installed
upvoted 1 times

Snakad 1 year, 9 months ago

This is correct.
"App permission policies are used to control what apps are available to Microsoft Teams users within the Teams app store, but they don't allow or control the uploading of custom apps."
upvoted 2 times

Neshiri 1 year, 9 months ago

Only the app setup policy can enable or disable the upload of custom apps so the answer is B
upvoted 2 times

dvc 2 years ago

Answer = B
https://learn.microsoft.com/en-us/microsoftteams/upload-custom-apps
upvoted 1 times

e635466 2 years ago

Selected Answer: D

Answer = D

When you upload a custom app by default everyone has access to it. If you want to be available specific for a user then you need to use a app permission policy

"
By default, all users in your organization can access the app in your organization's app store. To restrict and control who has permission to use the app, you can create and assign an app permission policy. To learn more, see Manage app permission policies in Teams.
"

https://learn.microsoft.com/en-us/microsoftteams/upload-custom-apps
https://learn.microsoft.com/en-us/microsoftteams/teams-app-permission-policies
upvoted 3 times

Mlportu 2 years ago

Selected Answer: B

In summary, while both App permission policies and App setup policies in Microsoft Teams are related to app management, they serve different purposes. App permission policies control the permissions and capabilities granted to apps, ensuring proper security and privacy. On the other hand, App setup policies focus on the availability and behavior of apps, allowing administrators to manage the app experience for users.
upvoted 3 times

AlltheMSCerts 2 years, 1 month ago

Selected Answer: D

App permissions policies control what can be installed. App setup policies control will be installed. In this case, we give access only to the developer hence D.

upvoted 1 times

LuisMLopes 2 years, 2 months ago

Correct

https://learn.microsoft.com/en-US/microsoftteams/teams-custom-app-policies-and-settings?WT.mc_id=TeamsAdminCenterCSH#user-app-setup-policy-settings-for-custom-apps

As part of app setup policies, admins can use the setting Upload custom apps, to control whether a user can upload custom apps to Teams.
If this setting is turned off:
The user can't upload a custom app to any team in your organization or in the personal context.
The user can interact with custom apps, depending on the org-wide custom app setting.

If this setting is turned on:
The user can upload custom apps to teams that allow it and to teams for which they're owners, depending on the org-wide custom app setting.
The user can upload custom apps to the personal context.
The user can interact with custom apps, depending on the org-wide custom app setting.

upvoted 1 times

mjarroyo 2 years, 2 months ago

Selected Answer: D

To enable the developer to upload the app to Microsoft Teams for testing and make it available to the developer only, you should configure an app permission policy that applies to the developer only.

An app permission policy controls what apps can be used in Teams and which users or groups can access them. By creating a new app permission policy and assigning it to the developer, you can allow the developer to test the app without making it available to all users in the company.

Therefore, the correct answer is D. Configure an app permission policy that applies to the developer only.

Option B, "Configure an app setup policy that applies to the developer only," is not applicable as the app setup policy does not control app permissions.

upvoted 1 times

DaDaDave 2 years, 2 months ago

I think the original answer would be correct as Teams by default allow users to upload custom apps, this is not something that needs to be modified unless manually changed by an admin beforehand

upvoted 1 times

Jagomsah 2 years, 3 months ago

Selected Answer: B

Teams apps >> Setup Policies >> Global >> Upload custom Apps = On.
Now create a new Policy to just apply to the developer

upvoted 2 times

Question #1 *Topic 2*

HOTSPOT -

You have a Microsoft 365 subscription that uses Microsoft Teams and contains the users shown in the following table.

Name	Role	Azure Active Directory (Azure AD) license	Microsoft 365 license
User1	User administrator	Azure Active Directory Premium Plan1	Enterprise E5
User2	**None**	Azure Active Directory Premium Plan1	Enterprise E5
User3	**None**	Azure Active Directory Premium Plan2	Enterprise E5
User4	**None**	Azure Active Directory Premium Plan2	Enterprise E5
Guest1	**None**	**None**	**None**

You have the team shown in the following table.

Name	Owner	Members and guests
Project1	User2	User3 User4 Guest1

A new access review needs to be created for Project1.

For each of the following statements, select Yes if the statement is true. Otherwise, select No.

NOTE: Each correct selection is worth one point.

Hot Area:

Answer Area

Statements	Yes	No
User1 can create and manage the access review.	○	○
User2 can be assigned as a reviewer of the access review.	○	○
Guest1 can be assigned as a reviewer of the access review.	○	○

Suggested Answer:

Answer Area

Statements	Yes	No
User1 can create and manage the access review.	○	○
User2 can be assigned as a reviewer of the access review.	○	○
Guest1 can be assigned as a reviewer of the access review.	○	○

Reference:

https://github.com/MicrosoftDocs/azure-docs/blob/master/articles/active-directory/governance/create-access-review.md

Anoniem_v Highly Voted 3 years ago

Answer: Yes, No, No

AAD p2 is necessary for access reviewers. User1, User2 and Guest do not have this. But User1 is User Admin: "Azure AD Premium P2 licenses are not required for users with the Global Administrator or User Administrator roles who set up access reviews, configure settings, or apply the decisions from the reviews." https://docs.microsoft.com/en-us/azure/active-directory/governance/access-reviews-overview#license-requirements

upvoted 20 times

Fiqri 1 year, 6 months ago

bro, E5 includes P2, so it's YES YES NO

upvoted 3 times

itmaster 2 years, 8 months ago

I would answer Yes, Yes, No
P2 is requred, but it's part of Microsoft 365 E5
upvoted 14 times

cadaver 1 year, 11 months ago
Agreed. YES YES NO.
From MS: "While using the access reviews feature does not require users to have those licenses assigned to them to use the feature, you'll need to have at least as many licenses in your tenant as the number of member (non-guest) users who will be configured as reviewers."
https://learn.microsoft.com/en-us/azure/active-directory/governance/access-reviews-application-preparation#prerequisites-for-reviewing-access
upvoted 8 times

DaDaDave 1 year, 8 months ago
Not sure if this changed recently, but it might seem that even the guest would be a yes now.

Seems they are now licensed using the MAU model and even without opting into it, the documentation now seems to indicate that it can be done

https://learn.microsoft.com/en-us/azure/active-directory/governance/access-reviews-overview#license-requirements:~:text=Guest%20users%20who%20are%20assigned%20as%20reviewers

https://learn.microsoft.com/en-us/azure/active-directory/governance/access-reviews-overview#license-requirements:~:text=based%20on%20a%20monthly%20active%20users
upvoted 1 times

GPerez73 2 years, 2 months ago
Agreed
upvoted 2 times

Jared144 2 years, 12 months ago
Correct
upvoted 1 times

Tyffty 2 years, 9 months ago
Incorrect. The user does not require P2. However, the tenant requires P2
upvoted 4 times

banderas 2 years ago
Correct since I just tried to use access review and got the message:

Tenant does not have a valid license (EMS E5 or P2) required for Access reviews.
upvoted 1 times

crabbybubbles Highly Voted 3 years ago
Answer should be No,Yes,No
User 1 does not have Azure AD Premium 2 - Which is a prereq for creating access reviews
https://docs.microsoft.com/en-us/azure/active-directory/governance/create-access-review
upvoted 10 times

d8885f5 Most Recent 11 months, 2 weeks ago
Guest users can review their own access and only their own, nobody elses. They also don't need to have an AAD Prem P2 license. all other users do though.
upvoted 1 times

MastrM 1 year, 8 months ago
Yes, Yes and no. The question states "Can be assigned as reviewer". See below. -----Microsoft 365 and Security group owners can also use Azure AD to create access reviews for group members as long as the Global or User administrator enables the setting via the Access Reviews Settings pane.----
upvoted 4 times

Alien1981 1 year, 11 months ago
Correct answer is: Yes, Yes, No !
upvoted 3 times

maj901 2 years, 1 month ago

Yes, Yes, No
User1: Have P2 which is included in E5 "Azure AD Premium P2, included with Microsoft 365 E5" from https://www.microsoft.com/en-ca/microsoft-365/compare-microsoft-365-enterprise-plans
User2 is owner, so can have the reviewer permissions "https://learn.microsoft.com/en-us/azure/active-directory/governance/create-access-review#next-reviews"
Guest: is a guest :D
upvoted 3 times

DrMiyu 2 years, 8 months ago
The answer is YES NO NO
User1 = Yes Because he has a E5 license(s) that give(s) the Azure Premium 2 AND he is "User Administrator"
User 2 = Also have the E5 so the Az.P2 also BUT doesn't have the role so it's NO
GUEST = No of course because nothing
upvoted 4 times

indonames 2 years, 8 months ago
E5 not include AD P2. Just AD P2 just include Microsoft 365 E5, AD P1 on M365 E3. see https://www.microsoft.com/id-id/security/business/identity-access-management/azure-ad-pricing
upvoted 3 times

DrMiyu 2 years, 8 months ago
Sorry my bad, "User 2 can be assigned" so It's somebody else that give him the access not himself, so I guess it's YES YES NO
upvoted 4 times

SrWalk49 2 years, 9 months ago
In the Specify reviewers section, in the Select reviewers box, select either one or more people to make decisions in the access reviews. You can choose from:

Group owner(s): This option is only available when you do a review on a team or group.
Selected user(s) or groups(s)
Users review their own access
Managers of users
If you choose either Managers of users or Group owner(s), you can also specify a fallback reviewer. Fallback reviewers are asked to do a review when the user has no manager specified in the directory or if the group doesn't have an owner.
upvoted 1 times

SrWalk49 2 years, 9 months ago
Prerequisites
Azure AD Premium P2.
Global administrator, User administrator, or Identity Governance administrator to create reviews on groups or applications.
Global administrators and Privileged Role administrators can create reviews on role-assignable groups.
upvoted 1 times

Magdy414 2 years, 9 months ago
The answer is Yes/NO/NO.
Yes: Azure AD Premium P2 licenses are not required for users with the Global Administrator or User Administrator roles who set up access reviews, configure settings, or apply the decisions from the reviews
No: you will need AAD P2 license if you have a Member users as group owners who perform an access review.
No: For guest users, licensing needs will depend on the licensing model you’re using. However, the below guest users’ activities are considered Azure AD Premium P2 usage:
Guest users who are assigned as reviewers
upvoted 1 times

powerMaster 2 years, 9 months ago
I just checked it a global without P2 is not able to create an access review. Looks like no,yes,no is the right answer.

the second is yes because https://docs.microsoft.com/de-de/azure/active-directory/governance/create-access-review states that you need to be global, user or Ident gov admin to create a review, but you can assign a group owner to actually see it.
upvoted 3 times

umair1297 2 years, 9 months ago
On exam 04-Mar-2022
upvoted 4 times

IRONR2D2 2 years, 11 months ago

I agree, Yes, No, No.

As several comments said Azure AD Premium P2 licenses are not required for users with the Global Administrator or User Administrator roles who set up access reviews

upvoted 3 times

Tyffty 2 years, 9 months ago

Just tested and that's correct. The tenant however requires P2

upvoted 2 times

Mr_Dinges 2 years, 11 months ago

Looks like global admin users can no longer create a setup access review:

'Tenant does not have a valid license (EMS E5 or P2) required for Access reviews.'

upvoted 1 times

jodtzz 2 years, 11 months ago

That's not true. That just means your tenant doesn't have licensing required for it. The tenant needs the licenses but that doesn't mean the Global Admin needs to be assigned one.

upvoted 1 times

DreamTeams 3 years ago

Yes; No; No;

https://docs.microsoft.com/en-us/azure/active-directory/governance/access-reviews-overview#license-requirements

1: Yes. "Azure AD Premium P2 licenses are not required for users with the Global Administrator or User Administrator roles who set up access reviews, configure settings, or apply the decisions from the reviews."

2: No. Your directory needs at least as many Azure AD Premium P2 licenses as the number of employees who will be performing the following tasks:

- Member users who are assigned as reviewers

...

3: No. For guest users, licensing needs will depend on the licensing model you’re using. However, the below guest users’ activities are considered Azure AD Premium P2 usage:

- Guest users who are assigned as reviewers

...

upvoted 5 times

Sinduja15 3 years ago

For accessing Azure Ad access review need P2 license then for user2 also answer is No.

upvoted 1 times

Jared144 3 years ago

The answer should be No, No No. In all 3 cases, they are not assigned an Azure P2 license which is a requirement. Of course we know that even just having P2 licenses and not having them all assigned will technically work it's not supported and therefore I'd answer No on all of them. > How many licenses must you have?

Your directory needs at least as many Azure AD Premium P2 licenses as the number of employees who will be performing the following tasks:

Member users who are assigned as reviewers

Member users who perform a self-review

Member users as group owners who perform an access review

Member users as application owners who perform an access review

For guest users, licensing needs will depend on the licensing model you’re using. However, the below guest users’ activities are considered Azure AD Premium P2 usage:

Guest users who are assigned as reviewers

Guest users who perform a self-review

Guest users as group owners who perform an access review

Guest users as application owners who perform an access review

upvoted 2 times

Jared144 2 years, 12 months ago

Modification to this. YES, No, No - As Anoniem_v pointed out - "Azure AD Premium P2 licenses are not required for users with the Global Administrator or User Administrator roles who set up access reviews, configure settings, or apply the decisions from the reviews."

https://docs.microsoft.com/en-us/azure/active-directory/governance/access-reviews-overview#license-requirements

upvoted 2 times

Question #2 *Topic 2*

You have a Microsoft 365 subscription that uses Microsoft Teams.
You plan to implement Microsoft Teams Rooms. The solution must meet the following requirements:
➩ Support Microsoft Teams Rooms, Microsoft Surface Hub, and collaboration bars for Microsoft Teams.
➩ Ensure that Microsoft manages firmware and application updates for room systems and peripherals.
➩ Ensure that Microsoft monitors and troubleshoots room system and peripherals.
Which license should you purchase?

A. Advanced Communications

B. Microsoft Teams Rooms Premium

C. Microsoft Teams Rooms Standard

D. Microsoft 365 Business Voice

Suggested Answer: *B*
Reference:
https://docs.microsoft.com/en-us/microsoftteams/rooms/rooms-licensing https://docs.microsoft.com/en-us/microsoftteams/rooms/microsoft-teams-rooms-premium

Community vote distribution
B (100%)

Jonnaz Highly Voted 2 years, 6 months ago
Selected Answer: B
There is only 2 choices here, standard and premium, and the word key is "managed".
If Microsoft manages it, it's premium, if not, it's standard.
upvoted 23 times

francescoc Highly Voted 1 year, 5 months ago
Selected Answer: B
Teams Rooms Standard and Teams Rooms Premium legacy licenses are no longer available for purchase. Now there are Microsoft Teams Rooms Basic and Microsoft Teams Rooms Pro.
https://learn.microsoft.com/en-us/microsoftteams/rooms/admin-center-license-overview
upvoted 7 times

linmix Most Recent 11 months, 1 week ago
Licenses are now called Basic and Pro. Pro is required for managed services
upvoted 5 times

Nawk 1 year, 7 months ago
I think they are now called Basic and Pro (not standard and premium anymore)
upvoted 4 times

JonRagnar 1 year, 7 months ago
Correct, these licenses will expire and default to Basic when they do
upvoted 1 times

eendo 1 year, 5 months ago
No, they will not default to basic, you as the Teams administrator need to get and assign the correct licenses to each resource account manually before the expiration date.

Also Microsoft dropped their people-based Microsoft-managed service team in Managed Services so this question is obsolete.
upvoted 1 times

Tybor 2 years, 3 months ago
On Test 29.03.22
upvoted 2 times

umair1297 2 years, 3 months ago
On exam 04-Mar-2022

upvoted 3 times

dodo_on_tour 2 years, 5 months ago

On Test 18.01.22

upvoted 6 times

Tyffty 2 years, 6 months ago

Selected Answer: B

I agree it's B

upvoted 1 times

Question #3 *Topic 2*

You have a Microsoft 365 subscription that uses Microsoft Teams. The subscription contains 1,000 users in the groups shown in the following table.

Name	Requirement
Group1	Full access to chat, calling, apps, and meetings in Microsoft Teams must be provided.
Group2	Access to external participants must be prevented. Video conferencing and screen sharing must be disabled. Private meetings must be disabled. Specific apps must be installed automatically.

You need to configure Microsoft Teams to meet the requirements. The solution must minimize administrative effort.
What should you use?

A. policy packages

B. app setup policies

C. Microsoft Teams policies

D. Meetings policies

Suggested Answer: *A*
Reference:
https://docs.microsoft.com/en-us/microsoftteams/assign-policies

Community vote distribution

A (100%)

ScottT Highly Voted 1 year, 9 months ago
A is the correct answer. I found this link to be more related to the question though
https://docs.microsoft.com/en-us/microsoftteams/manage-policy-packages
upvoted 10 times

Jagomsah Highly Voted 9 months, 1 week ago
Selected Answer: A
From MS "A policy package is a collection of predefined policies and settings that can be customized and applied to a group of users that have similar roles within your organization"

The number of conditions drive to use Policy Package
upvoted 5 times

certgreed Most Recent 1 year, 11 months ago
Selected Answer: A
correct answer is A
upvoted 3 times

Adesh01_Jadhav 2 years ago
Correct
upvoted 4 times

Question #4 *Topic 2*

You have a Microsoft 365 subscription that uses Microsoft Teams and 300 Microsoft Teams-certified IP phones.
You need to locate, group, and filter the IP phones based on keywords.
What should you use?

A. device tags

B. reporting labels

C. a configuration profile

D. a label policy

Suggested Answer: *A*
Reference:
https://docs.microsoft.com/en-us/microsoftteams/devices/manage-device-tags

Community vote distribution
A (100%)

umair1297 Highly Voted 2 years, 3 months ago
On exam 04-Mar-2022
upvoted 5 times

SrWalk49 Most Recent 2 years, 3 months ago
On exam 27-Mar-2022
upvoted 4 times

rohitmedi 2 years, 6 months ago
Answer is correct...
upvoted 2 times

Tez1 2 years, 6 months ago
Selected Answer: A
Tagging devices allows you to group them.
upvoted 4 times

ShadowMic 11 months, 1 week ago
What different with label?
upvoted 1 times

HGD545 2 years, 7 months ago
On the test Nov, 12 2021
upvoted 2 times

teamaws 2 years, 11 months ago
Correct yes
upvoted 2 times

Question #5 *Topic 2*

Note: This question is part of a series of questions that present the same scenario. Each question in the series contains a unique solution that might meet the stated goals. Some question sets might have more than one correct solution, while others might not have a correct solution.
After you answer a question in this section, you will NOT be able to return to it. As a result, these questions will not appear in the review screen.
Your company has a Microsoft 365 subscription.
You plan to configure the environment to allow external users to collaborate in Microsoft Teams by using guest access.
The company implements a new security policy that has the following requirements:
➪ Only guest users from specific domains must be allowed to connect to collaborate by using Microsoft Teams.
➪ Guest users must be prevented from inviting other guests.
You need to recommend a solution to meet the security policy requirements.
Solution: From the Microsoft Teams admin center, you modify the global meeting policy.
Does this meet the goal?

A. Yes

B. No

Suggested Answer: *B*

Community vote distribution

B (100%)

Sheru Highly Voted 3 years, 9 months ago
Guest settings like these can be controlled via Azure AD -> Users -> User Settings - > External Users - > Manage external collaboration settings
upvoted 48 times

Takloy 2 years, 7 months ago
Agree and tested!
upvoted 6 times

amukhtar99 1 year, 1 month ago
After 2 years and 8 months. This is still valid.
Azure AD> External Identities> External Collaboration Settings. Guest user access and Guest Invite Settings.
upvoted 2 times

Wimpie Highly Voted 3 years, 9 months ago
Global meeting policy is for meeting settings, not for setting who can collaborate in teams and whether they are allowed to invite others. The goal is not met, B is correct.
https://docs.microsoft.com/en-us/microsoftteams/meeting-policies-in-teams
https://docs.microsoft.com/en-us/microsoftteams/meeting-policies-in-teams
upvoted 19 times

AlfaExamtopic Most Recent 11 months, 1 week ago
Yapp, that setting in Azure AD
Azure AD -> External Identities -> External Collaboration Settings -> Guest User Access Restriction

From : Dhiikatama
upvoted 2 times

Nokwai 1 year, 4 months ago
Was on test on 22.08.2022
upvoted 1 times

Nokwai 1 year, 4 months ago
On exam on 22.08.2022
upvoted 1 times

kejo2 1 year, 4 months ago
Guest settings can also be managed from AZure AD > External Identities > External Collaboration Settings.
upvoted 1 times

D3D1997 1 year, 4 months ago

Selected Answer: B

The goal is not met

upvoted 1 times

tester18128075 1 year, 7 months ago

Azure AD -> Users -> User Settings - > External Users - > Manage external collaboration settings

upvoted 2 times

doruisousa 1 year, 7 months ago

Selected Answer: B

Guest settings like these can be controlled via Azure AD -> Users -> User Settings - > External Users - > Manage external collaboration settings.

upvoted 1 times

certgreed 1 year, 11 months ago

Selected Answer: B

correct answer is B

upvoted 1 times

rohitmedi 2 years ago

Answer is correct...

upvoted 1 times

HGD545 2 years, 1 month ago

On the test Nov, 12 2021

upvoted 1 times

[Removed] 2 years, 7 months ago

If any one wants contribution access questions please text me on +91 8143123863

upvoted 3 times

Maeli_144 2 years, 8 months ago

the correct anwser is B because you can anly do it in Azure AD not mirosoft teams admin center

upvoted 1 times

[Removed] 2 years, 8 months ago

B - No. https://snipboard.io/fBFy5Q.jpg

upvoted 2 times

Life01 3 years ago

Global Meeting Policy only addresses part of the problem and does not provide the entire Solution. Answer is B

upvoted 2 times

WBC 3 years ago

Only guest users from specific domains must be allowed to connect to collaborate by using Microsoft Teams - this action can be performed in Teams admin centre > org wide settings> external access > add domain

The second action is performed in Azure AD > users > user settings > external users >mange external collab settings > guest invite settings > Guest can invite > no

So the answer is B - No

upvoted 13 times

Question #6 *Topic 2*

Note: This question is part of a series of questions that present the same scenario. Each question in the series contains a unique solution that might meet the stated goals. Some question sets might have more than one correct solution, while others might not have a correct solution.
After you answer a question in this section, you will NOT be able to return to it. As a result, these questions will not appear in the review screen.
Your company has a Microsoft 365 subscription.
You plan to configure the environment to allow external users to collaborate in Microsoft Teams by using guest access.
The company implements a new security policy that has the following requirements:
➪ Only guest users from specific domains must be allowed to connect to collaborate by using Microsoft Teams.
➪ Guest users must be prevented from inviting other guests.
You need to recommend a solution to meet the security policy requirements.
Solution: From PowerShell, you run the New-AzureADPolicy and Set-AzureADPolicy cmdlets.
Does this meet the goal?

A. Yes

B. No

Suggested Answer: *B*

Community vote distribution

B (100%)

Lyl4ch Highly Voted 2 years, 11 months ago
But with those cmdlets you CANNOT prevent guests from inviting other guests, so it's B.
upvoted 25 times

birdman Highly Voted 3 years, 1 month ago
This can be done using PowerShell and the B2BManagementPolicy available from Microsoft. This is just PowerShell to change the settings in AzureAD.
https://www.petri.com/azure-active-directory-external-collaboration-policy
upvoted 9 times

Jshuf Most Recent 1 month, 3 weeks ago
Selected Answer: A
From PowerShell, you run the New-AzureADPolicy and Set-AzureADPolicy cmdlets.

✅ Does meet the goal.

These PowerShell cmdlets are used to create and manage Azure AD B2B collaboration policies, where you can:

Restrict guest access to specific domains
Block guest users from inviting others
upvoted 1 times

igm82 5 months, 3 weeks ago
Selected Answer: A
A should be correct but not completed. The question says: "Each question in the series contains a unique solution that might meet the stated goals."
upvoted 1 times

Nokwai 10 months, 1 week ago
Was on test on 22.08.2022
upvoted 2 times

D3D1997 10 months, 3 weeks ago
Selected Answer: B
The goal is not met
upvoted 1 times

tester18128075 1 year, 1 month ago
Answer is B

upvoted 1 times

certgreed 1 year, 5 months ago

Selected Answer: B

correct answer is B

upvoted 1 times

HGD545 1 year, 7 months ago

On the test Nov, 12 2021

upvoted 4 times

Zergio 1 year, 10 months ago

B

A cmdlet Set-AzureADMSAuthorizationPolicy is going to be helpful,

https://docs.microsoft.com/en-us/azure/active-directory/enterprise-users/users-restrict-guest-permissions#set-command-set-azureadmsauthorizationpolicy

upvoted 2 times

TMW 2 years ago

External collaboration settings in Azure AD has the necessary settings to meet both requirements. The powershell commands do not meet the requirements.

upvoted 1 times

[Removed] 2 years ago

If any one wants contribution access questions please text me on +91 8143123863

upvoted 2 times

PyqaJamal 1 year, 4 months ago

i want.

upvoted 1 times

Maeli_144 2 years, 2 months ago

B is correct because with the PowerShell cmdlet you can only configure the allow or deny list AND you can't configure with the cmdlet to prevent guests from inviting other guests.

upvoted 4 times

MEG 2 years, 4 months ago

B is correct. Why: With the PowerShell cmdlet (https://docs.microsoft.com/en-us/azure/active-directory/external-identities/allow-deny-list#set-the-allow-or-deny-list-policy-using-powershell) you can only configure the allow or deny list AND you can't configure with the cmdlet to prevent guests from inviting other guests.

upvoted 4 times

hallo123 2 years, 9 months ago

only de allow list can be managed by Powershell

upvoted 2 times

Boschi 2 years, 10 months ago

Not sure about the PowerShell cmdlets. It is just available in the preview (https://docs.microsoft.com/de-de/azure/active-directory/external-identities/allow-deny-list), so I can't imagine that this is the right answer. BTW it can set the allowed and the denied domains, but not that guests are not allowed to invite other guests.

So I think correct answer is still B.

upvoted 3 times

RLR 2 years, 10 months ago

What is answer this question?

upvoted 2 times

Question #7 *Topic 2*

Note: This question is part of a series of questions that present the same scenario. Each question in the series contains a unique solution that might meet the stated goals. Some question sets might have more than one correct solution, while others might not have a correct solution.
After you answer a question in this section, you will NOT be able to return to it. As a result, these questions will not appear in the review screen.
Your company has a Microsoft 365 subscription.
You plan to configure the environment to allow external users to collaborate in Microsoft Teams by using guest access.
The company implements a new security policy that has the following requirements:
➪ Only guest users from specific domains must be allowed to connect to collaborate by using Microsoft Teams.
➪ Guest users must be prevented from inviting other guests.
You need to recommend a solution to meet the security policy requirements.
Solution: From the Azure Active Directory admin center, you modify the External collaboration settings.
Does this meet the goal?

A. Yes

B. No

Suggested Answer: *A*

Community vote distribution

A (92%) 8%

PShankar9 Highly Voted 1 year, 7 months ago
This question came on 19th May 2023,
upvoted 8 times

[Removed] Highly Voted 2 years, 1 month ago
Selected Answer: A
AADAC -> User Settings -> External users -> Manage external collaboration settings
-Under Guest invite setting: Guests on invite - tab to no
-Under Collaboration restrictions: select Allow invitations only to the specified domains (most restrictive); enter domains
https://learn.microsoft.com/en-us/azure/active-directory/enterprise-users/users-restrict-guest-permissions
upvoted 8 times

r2c3po Most Recent 8 months, 1 week ago
Selected Answer: B
In summary, modifying the external collaboration settings in Azure AD won't address the specific requirements related to guest access domains and guest invitation restrictions. Instead, configure guest access settings directly within the Microsoft Teams admin center to meet your security policy requirements. Therefore, the correct answer is B. No
upvoted 1 times

Rocky83 2 years, 1 month ago
Selected Answer: A
Correct
upvoted 2 times

Shinolgarashi 2 years, 1 month ago
The provided answer is correct. This is the way.
upvoted 2 times

Cooljoy7777 2 years, 2 months ago
Selected Answer: A
The answer is correct

https://debug.to/1080/how-to-prevent-guest-users-to-invite-other-in-microsoft-teams
upvoted 1 times

Noname5 2 years, 3 months ago
No: Allow external access: from teams admin
İnvite other guest permission: from Azure Ad External collaboration settings. Cannot use teams admin site (meeting policy) for both requirements

upvoted 1 times

Noname5 2 years, 2 months ago

Changed my mind: answer is correct. Both Can restrict guest domains and guest user invite settings Azure AD admin center

upvoted 1 times

Cooljoy7777 2 years, 2 months ago

This is from MS site 29-09-2022

https://learn.microsoft.com/en-us/azure/active-directory/enterprise-users/users-restrict-guest-permissions

upvoted 1 times

Cooljoy7777 2 years, 2 months ago

The answer is correct

https://debug.to/1080/how-to-prevent-guest-users-to-invite-other-in-microsoft-teams

upvoted 1 times

042 2 years, 8 months ago

yes the answer is correct

upvoted 1 times

Question #8 *Topic 2*

Note: This question is part of a series of questions that present the same scenario. Each question in the series contains a unique solution that might meet the stated goals. Some question sets might have more than one correct solution, while others might not have a correct solution.
After you answer a question in this section, you will NOT be able to return to it. As a result, these questions will not appear in the review screen.
Your company has a Microsoft 365 subscription that uses an Azure Active Directory (Azure AD) tenant named contoso.com.
You need to prevent guest users in the tenant from using cameras during Microsoft Teams meetings.
Solution: From the Azure Active Directory admin center, you modify the External collaboration settings.
Does this meet the goal?

A. Yes

B. No

Suggested Answer: *B*
Guest access in Teams allows people outside you organization to access teams and channels. When you turn on Guest Access, you can turn on or off features guests users can or can't use.
Reference:
https://docs.microsoft.com/en-us/microsoftteams/set-up-guests

Community vote distribution
B (100%)

Sheru Highly Voted 3 years, 3 months ago
The guest settings like Meeting, Chats and calls are controlled via 'Teams Admin center' -> Org-wide-> Guest access
upvoted 29 times

coaxial123 Highly Voted 3 years, 1 month ago
Correct answer is B coz in questions you have this formula "From the Azure Active Directory admin center, you modify the External collaboration settings." - No, you cannot setup this AAD Admin center.
upvoted 15 times

Azgeek23 Most Recent 6 months, 3 weeks ago
https://debug.to/1307/how-to-prevent-guest-users-from-using-camera-in-microsoft-teams
B
upvoted 1 times

legendkiller 9 months, 1 week ago
B is correct
upvoted 1 times

D3D1997 10 months, 3 weeks ago
Selected Answer: B
The goal is not met
upvoted 1 times

Tototuto 1 year ago
Correct answer is B
Teams Admin Center > Users > Guest access - Meeting (IP video On/Off)
upvoted 2 times

tester18128075 1 year, 1 month ago
correct answer is B
Teams AC -> Org-Wide settings -> Guest Access -> Allow IP video
upvoted 1 times

certgreed 1 year, 5 months ago
Selected Answer: B
correct answer is B
upvoted 1 times

rohitmedi 1 year, 6 months ago

Answer is correct...
upvoted 1 times

Takloy 2 years, 1 month ago
TAM > Guest access > under meeting, turn the "Allow IP video" off.
upvoted 7 times

ostumm 2 years, 7 months ago
'You need to prevent guest users in the tenant from using cameras during Microsoft Teams meetings.' -> this is clearly Teams AC -> Org-Wide settings -> Guest Access -> Allow IP video
upvoted 6 times

xira 2 years, 10 months ago
It's possible in Collaboration restrictions to add taget domains
upvoted 2 times

zivcomp 3 years, 2 months ago
It is a very tricky question. The correct answer is:
Org-wide settings => Guest access => Meeting => Allow IP video.
But does't match "modify the External collaboration settings"? There is not a setting with the same name. There is "External Access" setting which is different. So the answer is "YES" for "Microsoft Teams Admin Center" but "NO" for "modify the External collaboration settings"
https://docs.microsoft.com/en-us/microsoftteams/manage-guests
upvoted 10 times

alexanca 3 years, 2 months ago
There are no External Collaboration settings on the Teams Admin center, they can only be found on Azure AD.
upvoted 4 times

Question #9 *Topic 2*

Note: This question is part of a series of questions that present the same scenario. Each question in the series contains a unique solution that might meet the stated goals. Some question sets might have more than one correct solution, while others might not have a correct solution.
After you answer a question in this section, you will NOT be able to return to it. As a result, these questions will not appear in the review screen.
Your company has a Microsoft 365 subscription that uses an Azure Active Directory (Azure AD) tenant named contoso.com.
You need to prevent guest users in the tenant from using cameras during Microsoft Teams meetings.
Solution: From Microsoft Teams admin center, you modify the External collaboration settings.
Does this meet the goal?

A. Yes

B. No

Suggested Answer: *B*
Guest access in Teams allows people outside you organization to access teams and channels. When you turn on Guest Access, you can turn on or off features guests users can or can't use.
Reference:
https://docs.microsoft.com/en-us/microsoftteams/set-up-guests

Community vote distribution

B (100%)

alexanca Highly Voted 3 years, 8 months ago
External Collaboration settings can only be found on AAD, not Teams AC, so to me the answer is NO.
upvoted 41 times

radioboy Highly Voted 3 years, 6 months ago
Regarding Question 4, 5, and 6, all solutions are wrong.
As staeted in the question "Some question sets might have more than one correct solution, while others might not have a correct solution.", we can't find a correct solution.

https://docs.microsoft.com/en-us/microsoftteams/set-up-guests
1. Sign in to the Microsoft Teams admin center.
2. Select Org-wide settings > Guest access.
3. Set Allow guest access in Microsoft Teams to On.
4. Under Calling, Meeting, and Messaging, select On or Off for each capability, depending on what you want to allow for guest users.

- Allow IP video - Turn this setting On to allow guests to use video in their calls and meetings.
upvoted 17 times

Milk 3 years, 6 months ago
I think it's correct. I only simplify and change perspective.
"What is Microsoft trying to tell us? (Remember, this is a TEAMS exam)."
- 1. You need to know your way around MS Teams AC. (Teams Admin Center)
- 2. Does the test taker have an understanding of broad Teams concepts?
- 3. Can the tester distinguish when to use IDentity (AAD), Teams, and O365?

[Although yes] "Organization-Wide settings" > Guest Access is a specific answer, this would be more of an "expert" (Expert = specific) not associate level.
[Opinion] So answer True: Broad spectrum (Teams AC) > (Guest Access).
I would answer the "Associate answer" and "comment / Debate" Question with expert explanation. Also would label this as a "Memorization question vs real-world" .
upvoted 2 times

Eggsamine 3 years, 5 months ago
I would argue that the answer is either right or wrong. In this case there is no External collaboration settings in the Microsoft Teams Admin Center, so the answer is B, no. It can't be open to interpretation.

upvoted 7 times

JustJerry Most Recent 2 months ago

Selected Answer: A

Answer is B but should be A. Updated TAC layout > Settings & Policies > Global org Wide settings > Under External Collaboration section > Guest access > toggle video conferencing

upvoted 2 times

joelfrancisco 6 months, 3 weeks ago

duplicate with question #8, topic 2

upvoted 1 times

D3D1997 1 year, 4 months ago

Selected Answer: B

Teams > Org Wide ,

AAD > External Collaboration

upvoted 1 times

powered 1 year, 5 months ago

Q4 and Q5 are duplicate????

upvoted 1 times

tester18128075 1 year, 7 months ago

correct answer is B

upvoted 1 times

certgreed 1 year, 11 months ago

Selected Answer: B

correct answer is B

upvoted 1 times

Thi 2 years, 8 months ago

B for me

upvoted 2 times

HuseinHasan 2 years, 11 months ago

I would go with B:NO as there is no External Collaboration settings in Teams

upvoted 3 times

PrettyFlyWifi 2 years, 11 months ago

If the answer is worded exactly like this, note the word "External" is capitalised indicating its a configurable name of a setting, then it must be "No", so B. However, if this question gets actually reworded to state Ord Wide settings > Guest access > Allow IP Video is the actual place you perform this. From experience in MS-100, 101 and 500, these questions almost always have the same question x 3 and one answer is Yes and others are No. There surely must be a Yes option here!?

upvoted 3 times

RishNinja 3 years ago

B seems to be the correct answer

upvoted 3 times

mkoprivnj 3 years, 1 month ago

Answer is B

upvoted 2 times

ostumm 3 years, 1 month ago

You need to prevent guest users in the tenant from using cameras during Microsoft Teams meetings.

Solution: From Microsoft Teams admin center, you modify the External collaboration settings.

So yes, the setting is in Teams AC, but it is not named External Collaboration (that's AAD). If I get this answer, I will check it with no as long as External Collaboration is part of the answer

upvoted 3 times

ostumm 3 years, 1 month ago

Whenever 'collaboration' is part of the question, you need to configure outside Teams Admin Center. Collaboration is AAD. So B (No)

upvoted 2 times

Mohammed_JK 3 years, 1 month ago

B is the Right Answer. Teams Admin > Org-wide Settings> Guest Access > Allow IP video to Off.

upvoted 2 times

venozoid 3 years, 2 months ago

External collaboration settings are only found on AAD. No such setting in Teams Admin, therefore answer is No.

upvoted 1 times

Question #10 *Topic 2*

Note: This question is part of a series of questions that present the same scenario. Each question in the series contains a unique solution that might meet the stated goals. Some question sets might have more than one correct solution, while others might not have a correct solution.
After you answer a question in this section, you will NOT be able to return to it. As a result, these questions will not appear in the review screen.
Your company has a Microsoft 365 subscription that uses an Azure Active Directory (Azure AD) tenant named contoso.com.
You need to prevent guest users in the tenant from using cameras during Microsoft Teams meetings.
Solution: From the Microsoft 365 admin center, you modify the Sharing settings.
Does this meet the goal?

A. Yes

B. No

Suggested Answer: *B*
Guest access in Teams allows people outside you organization to access teams and channels. When you turn on Guest Access, you can turn on or off features guests users can or can't use.
Reference:
https://docs.microsoft.com/en-us/microsoftteams/set-up-guests

Community vote distribution
B (100%)

Targeter82 Highly Voted 3 years, 1 month ago
Allowing IP-Video for guest users can be done in "MS Teams admin center -> Org-wide settings -> Guest access -> Allow IP video".

BTW: There are no "sharing settings" in the M365 admin center. ;-)
upvoted 18 times

HakimDZ 2 years, 8 months ago
Of course, there is..On Microsoft 365 Portal Search , Type Sharing Settings ,but not relevant for this Question..
upvoted 1 times

AOtwoma 2 years ago
I Agree with you @Targeter82. Tested in the LAB and nothing like sharing settings. So the answer is B
upvoted 1 times

Che_a_ter 1 year, 10 months ago
Right. The other clue, is look for capitalization. If it's captitalized, they are looking for specific configuration feature named that, like a proper noun.
upvoted 1 times

D3D1997 Most Recent 10 months, 3 weeks ago
Selected Answer: B
MS Teams Center
upvoted 1 times

certgreed 1 year, 5 months ago
Selected Answer: B
correct answer is B
upvoted 1 times

chenepon 1 year, 9 months ago
Its B !!!! Configure the Camera Segtings for Guest Users in Guest Acces -> Allow IP Video
upvoted 1 times

mkoprivnj 2 years, 7 months ago
Answer is A
upvoted 1 times

bfleish 2 years, 5 months ago
The answer is not A. Please research before you give people the wrong answer. There is no "sharing settings".
upvoted 4 times

HakimDZ 2 years, 9 months ago

The answer is NO

upvoted 3 times

PennyRR 3 years ago

By going to "Microsoft 365 admin center -> Settings -> Org settings -> Security & privacy", there is a "Sharing" setting. But it's to determine whether only admins or all users can add guest.

upvoted 2 times

Question #11 *Topic 2*

Note: This question is part of a series of questions that present the same scenario. Each question in the series contains a unique solution that might meet the stated goals. Some question sets might have more than one correct solution, while others might not have a correct solution.
After you answer a question in this section, you will NOT be able to return to it. As a result, these questions will not appear in the review screen.
Your company has a Microsoft 365 subscription.
You need to prevent a user named User1 from permanently deleting private chats in Microsoft Teams.
Solution: You place the mailbox of User1 on Litigation Hold.
Does this meet the goal?

A. Yes

B. No

Suggested Answer: *A*

Community vote distribution

A (100%)

Sheru Highly Voted 4 years, 9 months ago
Private channel msgs are held in private mailboxes whereas normal chats per channel are stored in Teams group mailboxes. Placing a legal hold on the mailbox will ensure chat msgs are not deleted.
upvoted 38 times

TMW Highly Voted 3 years, 7 months ago
Nope. this does not meet the goal.

This has indeed changed, the new method:

1 - Login to Teams admin center
2 - create a messaging policy, set "delete sent messages" to Off
3 - go to users, select the user, and edit it, and add the policy you just created.

https://docs.microsoft.com/en-us/microsoftteams/messaging-policies-in-teams

I just verified in Teams admin center, and the date of this link is 4/2/2021
upvoted 11 times

sergioandreslq 6 months, 1 week ago
Nop, the question is: "permanently deleting private chats" This is with a hold in the user mailbox which store the chat conversations.
in the past we used litigation hold, however, today Dec242024 we use Purview retention policies to apply the hold.
The chat will be protected in the EXO recovery item folder.
the answer is YES which is apply a hold to the user1 mailbox.
upvoted 1 times

jodtzz 2 years, 11 months ago
The question is asking about deleting the entire chat, not their own sent messages. The answer is A.
upvoted 5 times

r2c3po Most Recent 8 months, 1 week ago
Using Microsoft Teams Admin Center:
Sign in to the Microsoft Teams admin center.
Navigate to Messaging policies.
Modify the Global (Org-wide default) policy.
Turn off the Delete chat option.
Click Save to apply the changes to all affected users1.

Retention Policies:
Consider using retention policies to ensure that a copy of chat messages is preserved immutably.
Retention policies allow you to retain chat messages for a specified duration, even if users attempt to delete them.

By adjusting messaging policies and considering retention policies, you can achieve your goal of preventing User1 from permanently deleting private chat messages in Microsoft Teams

upvoted 1 times

Kman72 2 years, 2 months ago

Appears to be A: Private Chats are stored in the Mailbox.
https://learn.microsoft.com/en-us/microsoftteams/legal-hold

upvoted 1 times

D3D1997 2 years, 4 months ago

Selected Answer: A

Goal met

upvoted 2 times

Tybor 2 years, 9 months ago

On Test 29.03.22

upvoted 3 times

certgreed 2 years, 11 months ago

Selected Answer: A

correct answer is A

upvoted 2 times

ficijen895 3 years, 1 month ago

A is correct

upvoted 2 times

Tyffty 3 years, 2 months ago

I think the answer is still yes. It does meet the goal. Either using litigation hold or messaging policy, both will accomplish the goal.

upvoted 2 times

YClaveria 3 years, 4 months ago

Answer is correct as per https://docs.microsoft.com/en-us/microsoftteams/legal-hold#content-locations-to-place-on-legal-hold-to-preserve-teams-content

In the article:
Content locations to place on legal hold to preserve Teams content:
Teams chats for a user (for example, 1:1 chats, 1:N group chats, and private channel conversations) --- User mailbox

upvoted 1 times

maf001 3 years, 6 months ago

Private channel msgs are held in private mailboxes whereas normal chats per channel are stored in Teams group mailboxes. Placing a legal hold on the mailbox will ensure chat msgs are not deleted.

upvoted 1 times

TMW 3 years, 6 months ago

I think I see where they are going with this question now, the key word is preventing the user from PERMANENTLY deleting the chats.

place the mailbox of User1 on Litigation Hold, this will allow the guest user to delete the chat but only soft-delete and this will not allow him to delete it permanently.

https://debug.to/1205/how-to-prevent-a-user-from-permanently-deleting-private-chats-in-microsoft-teams#:~:text=1%20Answer&text=The%20private%20channel%20chats%20are,him%20to%20delete%20it%20permanently.

upvoted 3 times

TMW 3 years, 7 months ago

This is a tricky question. On one hand, placing the mailbox on Litigation hold will preserve the private chat:

"If there is already a legal hold in place for a user mailbox, the hold policy will now automatically apply to private channel messages stored in that mailbox."

https://docs.microsoft.com/en-us/microsoftteams/legal-hold

If the mailbox is placed on hold, that action will preserve the private chat.

The question specifically states "PREVENT a user named User1 from permanently deleting private chats in Microsoft Teams"

with that said, I believe you would need to configure a messaging policy in teams admin center:

https://docs.microsoft.com/en-us/microsoftteams/messaging-policies-in-teams

Very tricky question though....
upvoted 2 times

junior6995 3 years, 8 months ago
Not sure how old is this question but now you have the Messaging Policies where you can control if users can delete messages on private chats or not.

https://docs.microsoft.com/en-us/microsoftteams/messaging-policies-in-teams
upvoted 2 times

Allahham 4 years ago
the answer is yes
https://techcommunity.microsoft.com/t5/microsoft-teams-blog/top-features-of-microsoft-teams-amp-information-protection-in/ba-p/63046
upvoted 1 times

ostumm 4 years, 1 month ago
It's YES, if it affects only one user. If you get the answer with the 'group' mentioned, the answer is NO
upvoted 1 times

HakimDZ 4 years, 2 months ago
It's YES, because User Chat are placed in the uyser Mailbox, pply a Litigation Hold on it will prevent chats from being Deleted...
upvoted 1 times

Question #12 *Topic 2*

Note: This question is part of a series of questions that present the same scenario. Each question in the series contains a unique solution that might meet the stated goals. Some question sets might have more than one correct solution, while others might not have a correct solution.
After you answer a question in this section, you will NOT be able to return to it. As a result, these questions will not appear in the review screen.
Your company has a Microsoft 365 subscription.
You need to prevent a user named User1 from permanently deleting private chats in Microsoft Teams.
Solution: You create an In-Place Hold for the Microsoft SharePoint site used by Microsoft Teams.
Does this meet the goal?

A. Yes

B. No

Suggested Answer: *B*

Community vote distribution

B (100%)

donathon Highly Voted 3 years ago
Chats are not stored on SharePoint. It is stored either on the personal mailbox or group mailbox. Only files are stored into OneDrive\Sharepoint depending on whether it is private or group\channel chats.
https://global-sharepoint.com/sharepoint-online/office-365-where-does-the-microsoft-teams-channel-conversations-and-files-get-saved/
upvoted 24 times

SandeepGudivada Highly Voted 3 years, 2 months ago
Q7 is about keeping user Mailbox in Litigation Hold (All Priv chats are specific to user mailbox)
Q8 - It says SP site in Hold which is incorrect
upvoted 7 times

legendkiller Most Recent 9 months, 1 week ago
Bis correct.
upvoted 1 times

D3D1997 10 months, 3 weeks ago
Selected Answer: B
Chat > Mailbox,
Files > Sharepoint
upvoted 5 times

Tybor 1 year, 3 months ago
On Test 29.03.22
upvoted 3 times

certgreed 1 year, 5 months ago
Selected Answer: B
correct answer is B
upvoted 1 times

TMW 2 years, 1 month ago
I think the main point in this question, is "Prevent the user from deleting the chat..."
A litigation hold will back up the info, thus preventing it from being deleted, but there is a much better method to prevent the user from deleting the chat in the first place:
https://docs.microsoft.com/en-us/microsoftteams/messaging-policies-in-teams
If I see this on the exam, I am going to select NO.
upvoted 1 times

bfleish 2 years, 5 months ago
Private chats are in the user mailbox, channel chats are in the group mailbox, private channel chats are also in the user mailbox.
upvoted 3 times

Akki88 2 years, 10 months ago

Q7 - private chats are stored in user mailboxes

Q8 - documents and personal + shared data is stored in Sharepoint

upvoted 2 times

owen_mason 2 years, 10 months ago

Chats are saved in the mailbox, not on share point

upvoted 2 times

Akki88 2 years, 10 months ago

private chats in user mailbox, public in teams resource mailbox

upvoted 2 times

alexanca 3 years, 2 months ago

Difference between Q7 and Q8 any one? they seem to be the same but different answers

upvoted 1 times

Question #13 *Topic 2*

Note: This question is part of a series of questions that present the same scenario. Each question in the series contains a unique solution that might meet the stated goals. Some question sets might have more than one correct solution, while others might not have a correct solution.
After you answer a question in this section, you will NOT be able to return to it. As a result, these questions will not appear in the review screen.
Your company has a Microsoft 365 subscription.
You need to prevent a user named User1 from permanently deleting private chats in Microsoft Teams.
Solution: You place the group mailboxes used by Microsoft Teams on Litigation Hold.
Does this meet the goal?

A. Yes

B. No

Suggested Answer: *B*

Community vote distribution

B (100%)

SandeepGudivada Highly Voted 3 years, 8 months ago
Priv chats are maintained in Priv Mailboxes..hence the Group Mailboxes are not impacted
upvoted 25 times

Mlportu Most Recent 7 months, 4 weeks ago
Selected Answer: B
B is correct
upvoted 1 times

legendkiller 1 year, 3 months ago
B is correct.
upvoted 2 times

D3D1997 1 year, 4 months ago
Selected Answer: B
Private chat > User Mbx
upvoted 1 times

certgreed 1 year, 11 months ago
Selected Answer: B
correct answer is B
upvoted 3 times

TMW 2 years, 6 months ago
I think I see where they are going with this question now, the key word is preventing the user from PERMANENTLY deleting the chats.

place the mailbox of User1 on Litigation Hold, this will allow the guest user to delete the chat but only soft-delete and this will not allow him to delete it permanently.

https://debug.to/1205/how-to-prevent-a-user-from-permanently-deleting-private-chats-in-microsoft-teams#:~:text=1%20Answer&text=The%20private%20channel%20chats%20are,him%20to%20delete%20it%20permanently.
upvoted 3 times

badguytoo 2 years, 6 months ago
u should place the user's mailbox
upvoted 1 times

TMW 2 years, 7 months ago
"private channel chats are stored in user mailboxes, not in group mailbox of a Team."

https://docs.microsoft.com/en-us/microsoftteams/legal-hold

I think this one is NO

However I still think questions 7-9 are actually asking about the following but not sure:

The question specifically states "PREVENT a user named User1 from permanently deleting private chats in Microsoft Teams" If legal hold is being used, you may be preventing the chat from being deleted permanently, but are not preventing the USER from deleting it.

with that said, I believe you would need to configure a messaging policy in teams admin center:

https://docs.microsoft.com/en-us/microsoftteams/messaging-policies-in-teams
upvoted 1 times

ostumm 3 years, 1 month ago
if you have this question with private mailbox, it's a yes. If they are talking about the group, than it is a NO, because they just want to prevent this one user
upvoted 4 times

KYC2020 3 years, 3 months ago
In Feb 2020, we turned on legal hold or case hold on private channels (private channel chats are stored in user mailboxes, normal channel chats are stored in that Teams' group mailboxes). If there is already a legal hold in place for a user mailbox, the hold policy will now automatically apply to private channel messages stored in that mailbox. There is no further action needed for an admin to turn this on. Legal hold of files shared in private channels is also supported.
upvoted 1 times

ShaneGD 3 years, 3 months ago
This one is confusing
https://docs.microsoft.com/en-us/microsoftteams/legal-hold

From the Article ------> "Within Microsoft Teams, an entire team or select users can be put on hold or legal hold. Doing that will make sure that all messages that were exchanged in those teams (including private channels) or messages exchanged by those individuals are discoverable by the organization's compliance managers or Teams Admins."
upvoted 1 times

ShaneGD 3 years, 3 months ago
Sorry correction "(including private channels)" is not equal to "Private Messages" the question is about private messages only , The answer is NO
upvoted 1 times

baynems 3 years, 4 months ago
Just for clarification, the question says place a lit hold on group mailboxes (plural). Wouldn't user1's mailbox is one of the group mailboxes since he/she are part of the group? Yes, it's overkill but it seems like it would work.
upvoted 2 times

mingled 3 years, 5 months ago
Same as question 7 - Answer is YES (A)
upvoted 1 times

mingled 3 years, 5 months ago
ignore me... I R idiot... Didnt read question properly - I didn't see "Group Mailbox" sorry this is in-fact B... *face palm*
upvoted 9 times

Question #14 *Topic 2*

You are a Microsoft Teams administrator for your company.
All the teams used by the company's legal department must meet the following compliance requirements:
➪ Each team must expire 365 days after it is created.
➪ All team content must be deleted when the team expires.
➪ An administrator must be able to restore deleted team content for 30 days.
What should you do?

A. From the Microsoft Teams admin center, modify the teams policy.

B. From PowerShell, run the New-AzureADMSGroupLifecyclePolicy cmdlet.

C. From the Microsoft 365 Compliance admin center, create a data loss prevention (DLP) policy.

D. From the Microsoft 365 admin center, modify the Office 365 group settings.

Suggested Answer: *B*
Reference:
https://docs.microsoft.com/en-us/azure/active-directory/users-groups-roles/groups-lifecycle https://docs.microsoft.com/en-us/powershell/module/azuread/new-azureadmsgrouplifecyclepolicy?view=azureadps-2.0

Community vote distribution
B (100%)

casti Highly Voted 2 years, 8 months ago
Sorry, In this four options, B is correct, but at any time the answer changes and my previous post takes courage.
https://docs.microsoft.com/en-us/powershell/module/azuread/new-azureadmsgrouplifecyclepolicy?view=azureadps-2.0
upvoted 17 times

Targeter82 2 years, 7 months ago
The GUI behind "expiration policy" in AAD will trigger PowerShell. So you could do it by running "New-AzureADMSGroupLifecyclePolicy" or "Set-AzureADMSGroupLifecyclePolicy". Therefore "B" is correct, I guess.
upvoted 9 times

ostumm Highly Voted 2 years, 1 month ago
B
First it's AAD -> Groups -> Expiration, but since this is not available as answer, you need to go with Powershell ;-)
upvoted 12 times

certgreed Most Recent 11 months ago
Selected Answer: B
correct answer is B
upvoted 3 times

dadageer 1 year, 3 months ago
I think the answer is C. The question is about 'Teams' not for Groups so B could not be the answer. Please visit compliance.microsoft.com > Policies > Retention > Create > Teams
upvoted 3 times

sergioandreslq 6 months, 1 week ago
Nop, DLP doesn't have any relation with the requirement.
upvoted 1 times

shapgi 1 year, 4 months ago
Answer is B
https://docs.microsoft.com/en-us/azure/active-directory/enterprise-users/groups-lifecycle
upvoted 1 times

HuseinHasan 1 year, 11 months ago
B is the correct answer
https://docs.microsoft.com/en-us/azure/active-directory/enterprise-users/groups-lifecycle
upvoted 1 times

helloB 2 years, 3 months ago

B.

You can set expiration policy only for Microsoft 365 groups in Azure Active Directory (Azure AD).

https://docs.microsoft.com/en-us/azure/active-directory/users-groups-roles/groups-lifecycle

upvoted 1 times

Oz 2 years, 5 months ago

Microsoft 365 Admin center does not allow to change life cycle policy. So correct answer is B, PS command.

upvoted 6 times

ShaneGD 2 years, 3 months ago

yes

https://docs.microsoft.com/en-us/powershell/module/azuread/new-azureadmsgrouplifecyclepolicy?view=azureadps-2.0

upvoted 1 times

casti 2 years, 8 months ago

None is correct. To enable Groups Expiration policy, go to Azure Active Directory (AAD) > Groups > Expiration.

https://docs.microsoft.com/en-us/microsoft-365/admin/create-groups/office-365-groups-expiration-policy?view=o365-worldwide

upvoted 5 times

Question #15 *Topic 2*

Your company has a Microsoft 365 subscription that contains 20 teams.
You need to ensure that a team named Team1 is identified as Highly Confidential in the Microsoft Teams client.
What should you use?

A. a teams app setup policy in the Microsoft Teams admin center

B. a sensitivity label in the Microsoft 365 Compliance admin center

C. a supervision policy in the Microsoft 365 Compliance admin center

D. a teams policy in the Microsoft Teams admin center

Suggested Answer: *B*

Community vote distribution

B (100%)

TMW Highly Voted 2 years, 7 months ago
https://docs.microsoft.com/en-us/microsoftteams/sensitivity-labels
upvoted 12 times

mschoto Highly Voted 2 years, 6 months ago
Self explanatory really
upvoted 5 times

akositye29 Most Recent 9 months, 3 weeks ago
Correct answer
upvoted 2 times

ShinoIgarashi 1 year, 1 month ago
Sensitivity Label is 100% correct.
upvoted 1 times

fran10_96 1 year, 2 months ago
Selected Answer: B
Cierto, B
upvoted 1 times

certgreed 1 year, 11 months ago
Selected Answer: B
correct answer is B
upvoted 2 times

dadageer 2 years, 3 months ago
Correct
upvoted 3 times

Question #16 *Topic 2*

Your company has a Microsoft 365 subscription.
You attempt to review call quality by location.
When you sign in to the Microsoft Call Quality Dashboard, you discover that no locations are defined.
You need to ensure that all the call quality information in the dashboard is segmented by location.
What should you do first?

A. From the Microsoft Teams admin center, configure reporting labels.

B. From the Microsoft Call Quality Dashboard, select Tenant Data Upload.

C. Run the PowerShell cmdlet Set-CsQoEConfiguration.

D. From the Microsoft Teams admin center, run the Network Planner.

Suggested Answer: *A*
Reference:
https://docs.microsoft.com/en-us/microsoftteams/learn-more-about-site-upload

Community vote distribution



VHarripersad Highly Voted 2 years, 9 months ago
Hello, the answer is A.
It could be A or B right? But if A is applied, then no need to do it in CQD, just use CQD for your reports. See that word phrase "What to do first"?

You can do B first right, then run the report.
But if you did A first as a prereq, then you never would have to do B, just simply run your CQD report. A is the cleaner and proper approach to good housekeeping with any system.

You dont wait to do the action in the real world and then upload prereq data.
You use the opportunity and do that before in the Reporting label section.

While B can do it yes agreed, A is the place dedicated for this. Also A comes first in TAC before CQD, logically they placed this first to ensure your labels are applied first before moving to the CQD.
upvoted 16 times

DaDaDave 1 year, 8 months ago
This backs it up

https://learn.microsoft.com/en-us/microsoftteams/learn-more-about-site-upload
upvoted 3 times

M3770R 1 year, 1 month ago
Reporting labels
Reporting labels are used to give an IP subnet a name that links it to a physical location such as offices, buildings, or organizational sites within your organization. They are used by Call Analytics to make it easier to see a name of a place instead of just an IP subnet in reports. You can upload a CSV that has a list of physical locations and their associated network subnets. Learn more
upvoted 1 times

AJSid Highly Voted 3 years ago
I think B is correct..
when you go to Call Quality Dashboard it ask you to upload building data. via this link:
https://cqd.teams.microsoft.com/spd/#/TenantDataUpload?language=en-GB
reference below.
https://docs.microsoft.com/en-us/microsoftteams/cqd-upload-tenant-building-data
upvoted 11 times

kiik32 Most Recent 4 months, 1 week ago
Selected Answer: B

A and B are the same csv format but uploaded from a diferente place

upvoted 1 times

Bobalo 9 months ago

Selected Answer: B

Answer B is correct.

Selecting "Tenant Data Upload" from the Microsoft Call Quality Dashboard allows you to upload your organization's call quality data, which includes call quality information segmented by location. By uploading this data, you enable the Call Quality Dashboard to display call quality metrics categorized by various factors, including location. This step is essential to ensure that call quality information is properly segmented and displayed in the dashboard.

upvoted 1 times

M3770R 1 year, 1 month ago

Answer is letter A

Reporting labels

Reporting labels are used to give an IP subnet a name that links it to a physical location such as offices, buildings, or organizational sites within your organization. They are used by Call Analytics to make it easier to see a name of a place instead of just an IP subnet in reports. You can upload a CSV that has a list of physical locations and their associated network subnets.

upvoted 2 times

Alscoran 1 year, 2 months ago

Selected Answer: B

Reporting labels are for Call Analytics. The question is talking about the CQD, so we need the tenant building data.

upvoted 1 times

JamesWilliams 1 year, 8 months ago

Selected Answer: B

B. In the Microsoft Call Quality Dashboard, select Tenant Data Upload.

By selecting Tenant Data Upload in the Microsoft Call Quality Dashboard, you can upload a CSV file containing location information to target call quality by location. This is the first necessary step to ensure that all call quality information in the dashboard is segmented by location. After uploading the CSV file, you can create report labels in the Microsoft Teams admin center to display t he segmented information by location.

upvoted 3 times

Jagomsah 1 year, 9 months ago

Selected Answer: B

From MS: “Reporting labels are used to give an IP subnet a name that links it to a physical location such as offices, buildings, or organizational sites within your organization. They are used by Call Analytics to make it easier to see a name of a place instead of just an IP subnet in reports” … so it’s only for CA

For CQD, the same file has to be loaded in Gear >> Tenant data upload, to be used in CQD reports

upvoted 2 times

unbelievable 1 year, 10 months ago

Selected Answer: B

Quite simple, "Call Quality Dashboard" requires you to upload the data files.

Don't get confused with "Call Analytics", which instead requires you to configure reporting labels. They're two completely different things, read the definitions below.

"Call Quality Dashboard (CQD) provides a summary view of an organization's calls and meetings on a monthly, daily, or hourly basis. It enables an organization to investigate problems based on quality, failure, and in-product user feedback."

"Call analytics can help organizations troubleshoot call and connection problems with Microsoft Teams. Call Analytics shows detailed information about the devices, networks, and connectivity for the calls and meetings of each user in an organization's Microsoft 365 tenant."

upvoted 8 times

francescoc 1 year, 11 months ago

Selected Answer: B

https://learn.microsoft.com/en-us/microsoftteams/cqd-upload-tenant-building-data

upvoted 2 times

assistenza 2 years ago

Selected Answer: A

Reporting labels are used to give an IP subnet a name that links it to a physical location such as offices, buildings, or organizational sites within your organization. They are used by Call Analytics to make it easier to see a name of a place instead of just an IP subnet in reports. You can upload a CSV that has a list of physical locations and their associated network subnets.

upvoted 2 times

EdServ 2 years, 1 month ago

Selected Answer: A

The link in answer shows "Reporting labels are used in your organization to indicate the physical locations of offices, buildings, or organizational sites". So A is the correct answer

upvoted 1 times

[Removed] 2 years, 1 month ago

Selected Answer: B

There are two locations to upload the data: Tenant Data Upload from CQD (answer B) and Upload Data from TAC -> Analytics & reports -> Reporting labels.

There is no configuring the labels as stated in Answer A, making it incorrect.

https://learn.microsoft.com/en-us/microsoftteams/learn-more-about-site-upload

https://learn.microsoft.com/en-us/microsoftteams/cqd-upload-tenant-building-data

upvoted 3 times

Shinolgarashi 2 years, 1 month ago

Don't over complicate it. The correct answer is A.

upvoted 1 times

Kman72 2 years, 2 months ago

it is annoying, uploading essentially the same data in CQD, Reporting Labels and Network Connectivity, but this question is specific to CQD, so B.

upvoted 2 times

bipsta 2 years, 3 months ago

I think the key here is that data is missing from the CQD. "They are used by Call Analytics to make it easier to see a name of a place instead of just an IP subnet in reports" so given the need is to have appropriate info in CQD, I would say upload data is the right answer.

upvoted 1 times

Ikeinater 2 years, 3 months ago

Answer is A. Question says "You need to ensure that all the call quality information in the dashboard is segmented by location."

Reporting labels are used to give an IP subnet a name that links it to a physical location such as offices, buildings, or organizational sites within your organization. They are used by Call Analytics to make it easier to see a name of a place instead of just an IP subnet in reports. You can upload a CSV that has a list of physical locations and their associated network subnets.

Straight from my lab environment.

upvoted 3 times

Question #17 *Topic 2*

HOTSPOT -

You have a Microsoft Office 365 subscription.

You create a Microsoft Teams Rooms account named Room1.

You need to ensure that Room1 automatically accepts meeting invitations. The solution must prevent meeting invitations from being accepted if the room is unavailable.

How should you complete the PowerShell command? To answer, select the appropriate options in the answer area.

NOTE: Each correct selection is worth one point.

Hot Area:

Answer Area

```
Set-CalendarProcessing -Identity 'Room1' -AutomateProcessing [ ▼ ] -AllowConflicts [ ▼ ]
```

AutoAccept	$false
AutoProcessing	$null
AutoUpdate	$true

Suggested Answer:

Answer Area

```
Set-CalendarProcessing -Identity 'Room1' -AutomateProcessing [ ▼ ] -AllowConflicts [ ▼ ]
```

AutoAccept	$false
AutoProcessing	$null
AutoUpdate	$true

Reference:

https://docs.microsoft.com/en-us/powershell/module/exchange/mailboxes/set-calendarprocessing?view=exchange-ps

JohnTytherleigh Highly Voted 2 years, 10 months ago

Set-CalendarProcessing -Identity Room1 -AutomateProcessing AutoAccept -AllowConflicts $false as $true would allow conflicts and $null is an empty value

upvoted 9 times

Natsumiko Highly Voted 3 years ago

Answer is correct

upvoted 9 times

LaTiaMatilde Most Recent 1 year, 3 months ago

On exam 30-March-2023

upvoted 6 times

ryandrum5 1 year, 5 months ago

On the test Jan, 27 2023

upvoted 3 times

eendo 1 year, 5 months ago

FYI -AllowConflicts $false is the default so this argument can be omitted under normal circumstances, -AutomateProcessing AutoAccept is not the default.

upvoted 1 times

banderas 1 year, 6 months ago

You can also configue that in the M365 admin center -> Resources -> Room & Equipment andh choose the room account.

upvoted 1 times

M3770R 8 months ago

at the same time in Exchange Admin Center https://admin.exchange.microsoft.com/#/resources

upvoted 1 times

umair1297 2 years, 3 months ago

On exam 04-Mar-2022

upvoted 4 times

HGD545 2 years, 7 months ago

On the test Nov, 12 2021

upvoted 7 times

InamUllah 2 years, 11 months ago

Set-CalendarProcessing -Identity Room1 -AutomateProcessing AutoAccept -AllowConflicts $false

upvoted 5 times

Murali7737 3 years ago

Set-CalendarProcessing -Identity Room1 -AutomateProcessing AutoAccept -AllowConflicts $false

upvoted 2 times

Question #18 *Topic 2*

Your company uses Microsoft Teams.

The company has the departments and teams shown in the following table.

Department name	Team name
Sales	Team1
Research and Development	Team2
Finance	Team3

You need to recommend a solution to prevent the users in each department from inviting users from other departments to their team.

What should you include in the recommendation?

A. app permission policies

B. Azure Information Protection

C. communication compliance policies

D. information barrier policies

Suggested Answer: *D*

Community vote distribution

D (100%)

legendkiller 9 months, 1 week ago

For Microsoft Teams, information barriers can determine and prevent the following kinds of unauthorized collaborations:

Adding a user to a team or channel
User access to team or channel content
User access to 1:1 and group chats
User access to meetings
Prevents lookups and discovery, users won't be visible in the people picker.
Note

Information barrier groups cannot be created across tenants.
Using bots, Azure Active Directory (Azure AD) apps, APIs to send activity feed notifications, and some APIs to add users is not supported in version 1.
Private channels are compliant to information barriers policies that you configure.
For information about support for barriers for SharePoint sites that are connected to Teams, see Segments associated with Microsoft Teams sites.

upvoted 4 times

Gu_cio 1 year, 5 months ago

Selected Answer: D

https://docs.microsoft.com/en-us/microsoftteams/information-barriers-in-teams

upvoted 3 times

Jared144 1 year, 6 months ago

Selected Answer: D

Answer is correct

upvoted 3 times

Question #19 *Topic 2*

Your company has a Microsoft 365 E5 subscription.
The company uses Microsoft Skype for Business Online and plans to upgrade to Microsoft Teams.
The network contains the following devices:
➪ 100 computers that run Windows 10
➪ 50 Android devices
➪ 50 iPhone devices
All the devices have the Skype for Business app installed.
You need to deploy Microsoft Teams to all the devices.
What should you do?

A. From the Microsoft Teams admin center, set Download the Teams app in the background for Skype for Business users to On.

B. Create a Group Policy Object (GPO) that contains an app package, and then link the GPO.

C. From the Microsoft Teams admin center, create an app setup policy that includes the Microsoft Teams app, and then assign the policy to all users.

D. From Microsoft Intune, push Microsoft Teams to all the devices.

Suggested Answer: *D*
You need to use Microsoft Intune to push Microsoft Teams to all the devices to ensure the iPhone devices and Android devices get the Teams app.
Setting Download the Teams app in the background for Skype for Business users to On would only affect the Windows computers.

Community vote distribution
D (100%)

garfield185 Highly Voted 4 years, 8 months ago
The information box says: "This setting downloads the Teams app in the background for users running the Skype for Business app on Windows PCs".
It says nothing about android or iphone.
Answer should be D: intune
upvoted 36 times

cnous3 Highly Voted 4 years, 8 months ago
In Teams admin center -> Org-wide -> Teams upgrade -> App prefs it says:
Download the Teams app in the background for Skype for Business users
This setting downloads the Teams app in the background for users running the Skype for Business app on Windows PCs.
I think Intune would cover also other devices.
upvoted 17 times

spektrum1988 Most Recent 9 months, 2 weeks ago
Answer A would be correct if there were only Windows devices.
So correct answer is D.
upvoted 1 times

D3D1997 2 years, 4 months ago
Selected Answer: D
Android + PC + iOS > Intune
upvoted 5 times

MrJim 2 years, 8 months ago
https://docs.microsoft.com/en-us/learn/modules/plan-deploy-microsoft-teams/7-clients
In the 'Deploy Teams Mobile Client' section:
Mobile apps are distributed and updated through the respective mobile platform's app store only. Distribution of the mobile apps via MDM or side-loading is not supported by Microsoft.
That would suggest all answers are wrong. Is MSLearning out of date?
upvoted 4 times

Tyffty 2 years, 9 months ago
Selected Answer: D

It has to be D. No other option can push to smartphones
upvoted 4 times

mandark117 2 years, 11 months ago
Selected Answer: D
D is correct
upvoted 1 times

crabbybubbles 3 years ago
Another inconsistent question from MS, no mention of enrolling the devices with Intune first.....this would normally be stated in the question
upvoted 7 times

Wigzo 3 years, 1 month ago
where can I find the settings in teams admin center regarding answer A ?
upvoted 1 times

hfrpkrqgsrwwmlwjeg 3 years, 1 month ago
Selected Answer: D
D is correct, as Intune allows the installation to be performed on mobile devices.
upvoted 4 times

Tyffty 3 years, 1 month ago
Selected Answer: D
It has to be D because A would not accomplish the requirement. A would be able to push out to Windows, but not mobile devices. The only way to achieve this is by using Intune.
upvoted 3 times

badguytoo 3 years, 7 months ago
This is definite D, you should using a MDM solution which Microsoft Intune to push Teams to all platform.
upvoted 2 times

TMW 3 years, 7 months ago
I just recently took and passed the MS-900, 365 Fundamentals exam. The Intune app was very much so talked about, particularly it's ability to manage apps for both computers, as well as IOS and Android devices, including BYOD. Also to note, Intune is now located in Endpoint manager.
Ans. A,B,C cannot deploy the app to all devices, (Mobile) if users are required to perform manual steps, then the better option would be to use Intune to deploy the Teams app.

I am going with Ans. D on this one.

https://docs.microsoft.com/en-us/learn/modules/simplify-device-management-with-microsoft-endpoint-manager/4-intune

https://docs.microsoft.com/en-us/mem/intune/apps/app-management
upvoted 2 times

vofka 3 years, 8 months ago
It is very likely that the correct answer is A.
If, after the upgrade, the user launches SfB on his mobile device, he should be automatically redirected to download Teams from the store. Intune is not a prerequisite here. The upgrade can be performed without an Intune
https://docs.microsoft.com/en-us/microsoftteams/upgrade-automated
https://docs.microsoft.com/en-us/microsoftteams/faq-journey
upvoted 3 times

junior6995 3 years, 8 months ago
Agree, to push any app installation via intune the device needs to be a Managed Device, and there's no such information in the question... Still not sure what is the right one but definitely not Intune.
upvoted 3 times

GMJack 3 years, 10 months ago
Despite my previous answer I think D is the best answer. The question is what do you need to dow to nistall teams on all the devices. Intune is capable to install Teams on all the devices therefore D is the best answer. A is only windows. B is possible but it's unclear to me that it can handle ios and android devices. C Is for a installing/providing a Teams App into Teams.
upvoted 2 times

Dimonchik 3 years, 10 months ago

It's D
https://mattsoseman.wordpress.com/2019/02/20/push-apps-to-iphone-android-using-microsoft-intune/
upvoted 2 times

GMJack 3 years, 10 months ago
I think it's neither A nor D. The solution in A is only effective on windows computers so that would exclude A. Allthough they have an E5 license it's nowhere said that intune is setup and running for any or all devices so that would exclude D. The real question is: What do I need to do to install the teams app to all the devices. U can use a GPO to install teams to all the devices. Answer B
upvoted 1 times

Prates_BR 3 years, 10 months ago
Intune is correct. I have another dump tests that intune was set as correct. Anyone knows when we can change here ?
upvoted 2 times

Question #20 *Topic 2*

Your company has a Microsoft 365 subscription that contains several teams.
The company's security policy states that an administrator must be notified when a new team is created by using the Build a team from scratch option.
You need to configure the environment to meet the security policy requirement.
What should you do?

A. From the Microsoft 365 Compliance admin center, enable communication compliance.

B. From the Microsoft 365 Compliance admin center, create an Office 365 alert policy.

C. From the Azure Active Directory admin center, create a protection notification.

D. From the Microsoft Teams admin center, modify the global teams policy.

Suggested Answer: *B*

Community vote distribution

B (100%)

Alex_ua1 Highly Voted 4 years ago
B The alert policy can send out alert when a group has been created. In this case creating a team would create an O365 group that will trigger this alert
upvoted 19 times

TMW Highly Voted 4 years ago
https://www.azure365pro.com/notification-on-new-team-creation-using-office365-group-alert/
upvoted 10 times

Ludwig2023 Most Recent 1 year, 6 months ago
Although the answer can be B, as of today, the alert policy settings are in Security admin centre (Microsoft Defender), but not in Compliance admin centre (Microsoft Purview).
upvoted 3 times

joelfrancisco 2 years ago
Its in Security AC->Email & Collaboration->Policies & Rules->Activity Alerts
upvoted 2 times

umair1297 3 years, 3 months ago
On exam 04-Mar-2022
upvoted 5 times

Mr_Dinges 3 years, 5 months ago
Can be configured under MS Defender console now:
https://security.microsoft.com/alertpolicies?rfr=scc_alertpolicies
upvoted 2 times

Tyffty 3 years, 7 months ago
Selected Answer: B
Agree ots B
upvoted 5 times

HGD545 3 years, 7 months ago
On the test Nov, 12 2021
upvoted 4 times

aragorn9 3 years, 10 months ago
MS365 AC->Security->Alerts->Alerts Policy
upvoted 1 times

Murali7737 4 years ago
ANS: B - Alert Policy from Security & Compliance
upvoted 1 times

josefo66 4 years ago

Yes, alert created is about groups. Checked

upvoted 2 times

SIMULATION -

You need to ensure that a team named US Sales automatically contains all the users that have the department attribute set to Sales. No other users must be members of the team.

To complete this task, sign in to the Microsoft 365 portal.

Correct Answer:

Create or update a dynamic group in Microsoft Entra ID
Step 1: Sign in to the Microsoft Entra admin center as at least a Groups Administrator.

Step 2: Select Microsoft Entra ID.> Groups.

Step 3: Select All groups, and select New group.

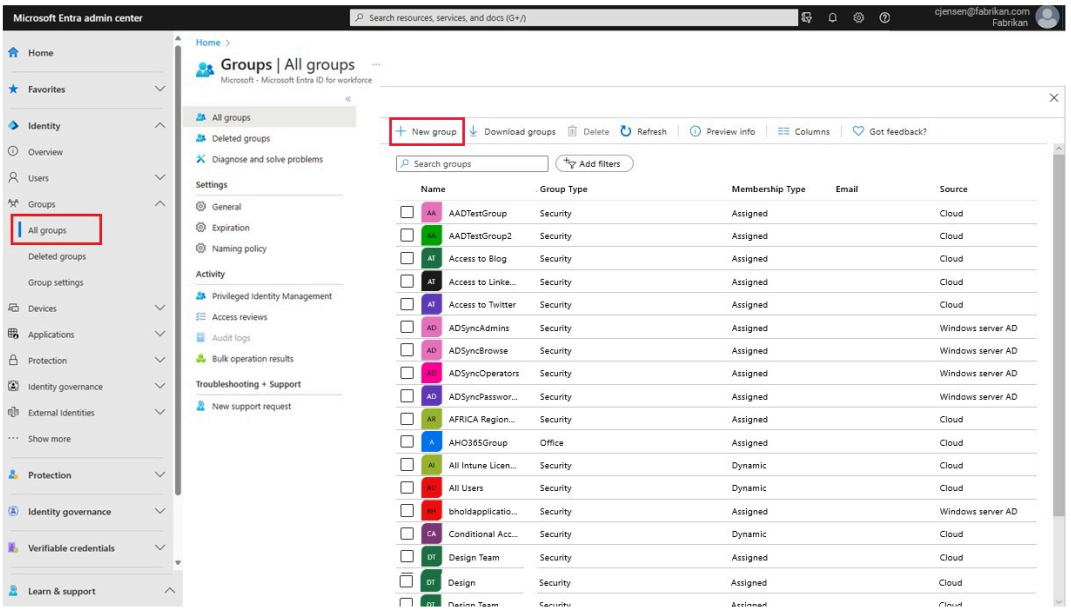

Step 4: On the Group page, enter a name and description for the new group. Select a Membership type for either users [select users] or devices, and then select Add dynamic query. The rule builder supports up to five expressions. To add more than five expressions, you must use the text box.

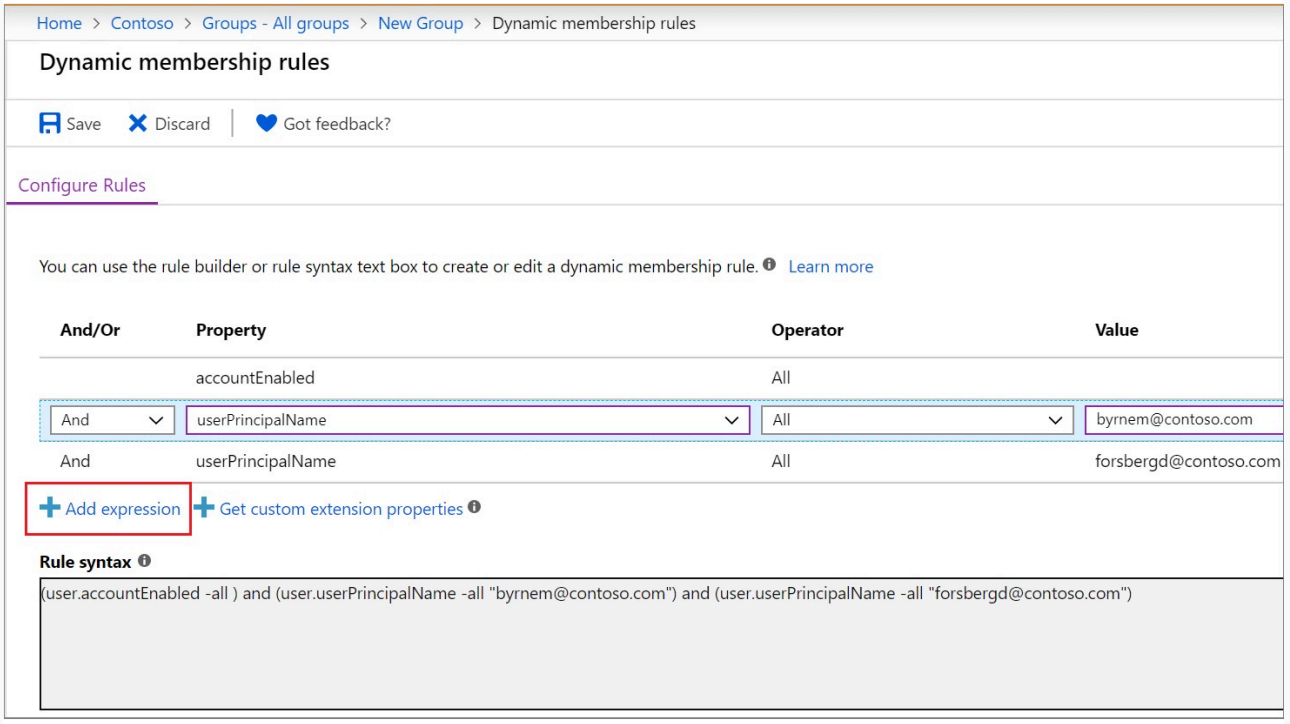

Step 5: Set the rule as follows:
Property: Department
Operator: Equal
Value: Sales

Step 6: After creating the rule, select Save.

Step 7: Select Create on the New group page to create the group.

Reference:
https://learn.microsoft.com/en-us/entra/identity/users/groups-create-rule

Currently there are no comments in this discussion, be the first to comment!

Question #21 *Topic 2*

Your company has a Microsoft 365 subscription.
The company plans to host Microsoft Teams live events for groups of users larger than 5,000.
You need to recommend a solution that minimizes the bandwidth required to stream the events.
What should you include in the recommendation?

A. a Session Border Controller (SBC)

B. a third-party encoder

C. an eCDN provider

D. a Cloud Video Interop (CVI)

Suggested Answer: *C*
Reference:
https://docs.microsoft.com/en-us/stream/network-overview

Community vote distribution

C (100%)

Jokke71 Highly Voted 5 years ago
Session Border Controller is a network function which secures voice over IP.
Enterprise Content Delivery Network (eCDN) scales video delivery.
Cloud Video Interop (CVI) enables third-party meeting rooms (telepresence) and personal video devices (VTCs) to join Microsoft Teams meetings.
upvoted 56 times

Rosco Highly Voted 5 years, 1 month ago
https://docs.microsoft.com/en-us/microsoftteams/teams-live-events/set-up-for-teams-live-events#step-4-set-up-a-video-distribution-solution-for-live-events-in-teams The link provided is specific to stream. Answer is still right though.
upvoted 11 times

kitty73 Most Recent 1 year ago
Selected Answer: C
..."Organizations might want to understand and reduce the network traffic for events and popular videos. If so, you can enable Teams to integrate with Microsoft's enterprise content delivery network (eCDN) or trusted Microsoft partners that offer eCDN solutions"...
..."Microsoft eCDN solves the network congestion problem that occurs during large corporate virtual events such as all-hands meetings".
Reference link: https://learn.microsoft.com/en-us/microsoftteams/streaming-ecdn-enterprise-content-delivery-network
upvoted 1 times

legendkiller 2 years, 9 months ago
Microsoft eCDN is easy to adopt and implement broadly across an organization. Its mesh networks are self-balancing and automatically scale as the number of viewers increase. With Microsoft eCDN, this provides robust value for video streaming including:
upvoted 1 times

Nokwai 2 years, 10 months ago
Was on test on 22.08.2022
upvoted 3 times

Malkerian 3 years, 3 months ago
On Exam 28.02.22
upvoted 4 times

certgreed 3 years, 5 months ago
Selected Answer: C
correct answer is C
upvoted 1 times

Ocico 4 years, 1 month ago
C is correct. We have integrated HIVE as eCDN
upvoted 3 times

Question #22 *Topic 2*

Your company has a Microsoft 365 subscription.
You need to prevent users from using Microsoft Teams to communicate with users in a partner company that uses an email domain named litewareinc.com.
What should you do from the Microsoft Teams admin center?

A. Turn off guest access.

B. Create a new messaging policy.

C. Modify the External access settings.

D. Create a new meeting policy.

Suggested Answer: *C*

Community vote distribution

C (100%)

FitObelix Highly Voted 3 years, 7 months ago
external access is the place when we are talking about an entire domain
upvoted 9 times

DashP Most Recent 11 months ago
https://learn.microsoft.com/en-us/microsoftteams/trusted-organizations-external-meetings-chat?tabs=organization-settings
upvoted 1 times

Jagomsah 1 year, 9 months ago
Selected Answer: C
The way to filter domains for Guest accounts is via Azure AD. As the question states that the action should be done on TAC then it's TAC >> Users >> External access >> Block only Specific Domain >> Add a domain >> block domain
upvoted 2 times

umair1297 2 years, 9 months ago
On exam 04-Mar-2022
Answered B
upvoted 2 times

umair1297 2 years, 9 months ago
Sorry answered C
upvoted 2 times

certgreed 2 years, 11 months ago
Selected Answer: C
correct answer is C
upvoted 2 times

dodo_on_tour 2 years, 11 months ago
On Test 18.01.22
upvoted 4 times

HGD545 3 years, 1 month ago
On the test Nov, 12 2021
upvoted 4 times

Zergio 3 years, 3 months ago
C. Teams admin center > Org-wide settings > External access > Add a domain > Blocked > URL
upvoted 2 times

Gu_cio 2 years, 11 months ago
Yes C
Now it is:
Teams admin center > Users > External access > Block only Specyfic Domain -> Add a domain > block domain

upvoted 3 times

TMW 3 years, 7 months ago

https://docs.microsoft.com/en-us/microsoftteams/enable-features-office-365#external-access

upvoted 2 times

TMW 3 years, 7 months ago

To add or block a domain:

Select Add a domain.

In the Add a domain pane, enter the domain name, and select the space bar to save the name.

Select Allowed or Blocked.

Select Done to save your changes.

upvoted 3 times

Maeil_123 3 years, 8 months ago

the right explanation for the question is no need for a policy, you just need to add external access

upvoted 1 times

ostumm 4 years, 1 month ago

no need for a policy. answer is right (External access)

upvoted 1 times

DEberhardt 4 years, 5 months ago

Indeed. Blocking the domain in the External Access settings does the trick

upvoted 4 times

626health 4 years, 8 months ago

https://docs.microsoft.com/en-us/microsoftteams/enable-features-office-365

upvoted 2 times

Question #23 *Topic 2*

Your company has a Microsoft 365 tenant.
Guest users report that they cannot access files or Microsoft OneNote from Microsoft Teams. The guest users can access channels, chats, and conversations.
You need to ensure that the guest users can access the files and OneNote from Microsoft Teams.
For what should you configure external sharing?

A. Microsoft Teams

B. Microsoft SharePoint Online

C. Microsoft OneDrive for Business

D. Microsoft Yammer

Suggested Answer: *B*

Community vote distribution

B (100%)

donathon Highly Voted 3 years, 6 months ago

B
These are guest users not federated users so guest users can only access the files via channels and team chats or conversations where the files are stored on sharepoint. If this is internal, 1 to 1 chat are stored on OneDrive.
Teams content such as files, folders, and lists are all stored in SharePoint. In order for guests to have access to these items in Teams, the SharePoint organization-level sharing settings must allow for sharing with guests. The organization-level settings determine what settings are available for individual sites, including sites associated with teams. Site settings cannot be more permissive than the organization-level settings. If you want to allow file and folder sharing with unauthenticated people, choose Anyone. If you want to ensure that all guests have to authenticate, choose New and existing guests. Choose the most permissive setting that will be needed by any site in your organization.
upvoted 16 times

Oz 3 years, 5 months ago

REF: https://docs.microsoft.com/en-us/microsoftteams/guest-access-checklist
upvoted 3 times

ostumm Highly Voted 3 years, 1 month ago

'OneNote' means collaboration and collaboration is outside Teams AC. Only answer which makes any sense is B and it is easy to verify
upvoted 7 times

cormorant Most Recent 1 year ago

use ms sharePoint online for the 3 C's: chat, channels and convos
upvoted 2 times

nathanzera 1 year, 4 months ago

Teams files -> sharepoint
upvoted 1 times

Bswizzle 1 year, 7 months ago

Selected Answer: B
Answer is B.
upvoted 1 times

Tybor 1 year, 9 months ago

On Test 29.03.22
upvoted 4 times

certgreed 1 year, 11 months ago

Selected Answer: B
correct answer is B
upvoted 1 times

dodo_on_tour 1 year, 11 months ago

On Test 18.01.22

upvoted 2 times

Blueocean1430 2 years, 2 months ago

SharePoint AC > Policies> Sharing ...here we can define access to file and folder and one drive

upvoted 1 times

aragorn9 2 years, 4 months ago

Look for the hints, unable to access in teams but not in 1on1 chat so which removes onedrive, Sharepoint is the one left also.

Also, I believe there is a second way to troubleshoot this, it is MS365 AC- settings-org wide-ms365 groups-let guests access the group content.

upvoted 1 times

damyou 2 years, 5 months ago

Answer is C

upvoted 1 times

TMW 2 years, 6 months ago

https://docs.microsoft.com/en-us/microsoft-365/solutions/collaborate-as-team?view=o365-worldwide#sharepoint-organization-level-sharing-settings

upvoted 1 times

Question #24 *Topic 2*

You have an Active Directory user named User1.
You need to ensure that User1 can view the following reports:
➪ Microsoft Teams user activity report
➪ Microsoft Teams device usage report
The solution must limit the ability of User1 to make changes to Microsoft 365 services.
Which role should you assign to User1?

A. Teams Service Administrator

B. Reports reader

C. Teams Communications Support Specialist

D. Message Center reader

Suggested Answer: *B*
Reference:
https://docs.microsoft.com/en-us/microsoftteams/teams-activity-reports

Community vote distribution
B (100%)

ostumm Highly Voted 3 years, 1 month ago
Who can access the Teams activity reports
The activity reports can be accessed by users that are assigned:

Global admin role
Product-specific admin role (Exchange, Skype for Business, or SharePoint)
Reports reader role

Since the question states 'the solution must limit ...', Report Reader is the role for this question
upvoted 32 times

Praveen_Thandassery Highly Voted 3 years, 7 months ago
Who can access the Teams activity reports
The activity reports can be accessed by users that are assigned:

Global admin role
Product-specific admin role (Exchange, Skype for Business, or SharePoint)
Reports reader role

https://docs.microsoft.com/en-us/microsoftteams/teams-activity-reports
upvoted 13 times

Jagomsah Most Recent 9 months, 1 week ago
Selected Answer: B
Just tested in my lab.
User with ONLY “Report Reader” role assigned in Azure AD can access 4 Reports in TAC:

Apps Usage
Teams device usage
Teams usage
Teams user activity

User can’t see anything else than Usage Reports
upvoted 7 times

RyanWayong 1 year, 3 months ago
Selected Answer: B

Reports reader

Assign the Reports reader role to users who need to do the following:
- View usage data and the activity reports in the Microsoft 365 admin centre
- Get access to the Power BI adoption content pack
- Get access to sign-in reports and activity in Azure AD
- View data returned by Microsoft Graph reporting API

upvoted 1 times

Nokwai 1 year, 4 months ago
On the exam on 19.08.22
upvoted 3 times

linmix 1 year, 4 months ago
Selected Answer: B
On the exam on 9 August 2022
upvoted 4 times

tester18128075 1 year, 7 months ago
B is correct
upvoted 2 times

umair1297 1 year, 9 months ago
On exam 04-Mar-2022
Answered B
upvoted 2 times

certgreed 1 year, 11 months ago
Selected Answer: B
correct answer is B
upvoted 1 times

Kodli 2 years, 1 month ago
The activity reports can be accessed by users that are assigned:

Global admin role
Product-specific admin role (Exchange, Skype for Business, or SharePoint)
Reports reader role
upvoted 2 times

HGD545 2 years, 1 month ago
On the test Nov, 12 2021
upvoted 5 times

snag12 2 years, 5 months ago
B. Reports reader = Read Only permissions
C. Teams Communications Support Specialist = Read and Write Only Permissions
upvoted 1 times

badguytoo 2 years, 7 months ago
Report Reader is most fit one for this as the assigned role can only to view the Teams report and cannot touch anything.
upvoted 1 times

Jummiet 2 years, 11 months ago
B is correct

https://docs.microsoft.com/en-us/azure/active-directory/roles/permissions-reference
upvoted 3 times

Eddie_Raheem 3 years, 1 month ago
is there a role named report reader in MS Teams administrative roles
upvoted 3 times

Benny4321 2 years, 6 months ago

I thought the same.. and there is ni Teams adm role called "Report Reader"... BUT.. that is not a requirement in the question. The generic Report Reader role will suffice.

upvoted 1 times

Rick_James 3 years, 5 months ago

Reports Reader role

upvoted 1 times

Question #25 *Topic 2*

HOTSPOT -

Your company plans to migrate to Microsoft Teams from Microsoft Skype for Business Online. The org-wide coexistence mode for Microsoft Teams is set to

Teams Only.

The company has two named User1 and User2.

You need to implement a migration solution that meets the following requirements:

➩ User1 must be able to chat and create meetings by using Skype for Business only.

➩ User1 must be able to read and post messages by using Microsoft Teams channels.

➩ User2 must use Microsoft Teams only.

How should you complete the PowerShell command? To answer, select the appropriate options in the answer area.

NOTE: Each correct selection is worth one point.

Hot Area:

Answer Area



Suggested Answer:

Answer Area



Reference:

https://docs.microsoft.com/en-us/powershell/module/skype/grant-csteamsupgradepolicy?view=skype-ps

Steve94228 Highly Voted 3 years, 8 months ago

https://docs.microsoft.com/en-us/powershell/module/skype/grant-csteamsupgradepolicy?view=skype-ps

upvoted 12 times

chan2013 Highly Voted 2 years, 7 months ago

Answer is correct

SfBWithTeamsCollab - "Only Collaboration in Teams" rest features are in SfB

SfBWithTeamsCollabAndMeetings - "Only Collb & Meetng in Teams" rest features are in SfB

upvoted 8 times

TMW 2 years, 6 months ago

However,:

"User1 must (also) be able to read and post messages by using Microsoft Teams channels"

This is why I was suggesting islands mode.

upvoted 2 times

Jshuf 1 month, 3 weeks ago

that would be the collaboration.

upvoted 1 times

cadaver Most Recent 11 months, 2 weeks ago

Answer is correct. The focus is on User1 because the tenant is already in Teams Only mode, which is important here and why you target User1.

upvoted 2 times

StreetRat 1 year, 6 months ago

Just a bit to add to everyone's point about SfB modes:

User's effective mode Experience in Teams client
Any Skype for Business mode Calling, Chat, and self-presence are disabled.
SfBWithTeamsCollabAndMeetings Meeting scheduling is available
SfBWithTeamsCollab or SfBOnly* Meeting scheduling is not available

Note: *At this time, SfBwithTeamsCollab and SfBOnly behave the same, but the intent is for SfBOnly mode to also disable Channels and Files functionality in Teams. In the interim, Channels can be hidden using the App Permissions policy.

upvoted 1 times

umair1297 1 year, 9 months ago

On exam 04-Mar-2022

upvoted 6 times

Malkerian 1 year, 10 months ago

On Exam 28.02.22

upvoted 4 times

Villalenny 2 years ago

The answer is correct, the collaboration mode with Teams allows user 1 to use channels in Teams, and disables meetings: Microsoft clearly states:
Skype for Business with Teams collaboration: use this setting if you want the user to use Skype for Business in addition to using Teams for group collaboration (channels).
Skype for Business with Teams collaboration and meetings - Use this setting if you want the user to use Skype for Business in addition to using Teams for group collaboration

upvoted 4 times

Zergio 2 years, 4 months ago

The answer is correct.
The Org-wide policy is TeamsOnly, thus User2 is sorted by default.
User1 should be assigned a personal policy that will override the existing Org-wide policy.
The cmdlet in the answer does it.
Great elaboration on related features and M365 logic behind I found here https://www.youtube.com/watch?v=2eQ6s547fF0

upvoted 4 times

Neo2 2 years, 4 months ago

What about user2?

upvoted 1 times

Tyffty 2 years, 2 months ago

User 2 is included in the tenant level setting for Teams only

upvoted 2 times

badguytoo 2 years, 7 months ago

no issue with this answer...

upvoted 2 times

siki97 2 years, 7 months ago

What is the full answer to this question?

upvoted 1 times

TMW 2 years, 7 months ago

I am leaning towards the Islands setting for User 1.

The coexistence setting is currently set to "Teams only" for everyone. If you examine the chart in the following link, that would make all Chat/calling/meetings/collaboration in Teams only.

User 1 must be able to have chat/meetings by using Skype for business only. However, it also suggests that User 1 must be able to read and post messages (chat) in Teams channels.

User 2 must use Teams only (current setting for everyone) Therefore, we only need to configure for User 1.

I think Islands is the option needed. Islands mode will allow User 1 to use chat/calling/meetings in Skype, and STILL be able to read and post to Teams chats.

If we select SfB with Teams, User 1 would only be able to use collaboration features in Teams, which would result in that user NOT being able to read/post to Teams chats.

https://blogs.perficient.com/2019/09/05/managing-coexistence-and-interoperability-in-microsoft-teams/
upvoted 3 times

xqizzt 2 years, 6 months ago
"User 1 must be able to have chat/meetings by using Skype for business ONLY(!!!)"

Islands is NOT correct because it also allows pretty much all functionalities in the Teams clients(including chat and meetings). In this mode Skype and Teams act as two independent apps; each with its almost complete feature set.
From technet link below:

"Islands -> Can initiate chats and VoIP calls in either Skype for Business or Teams client. Note: Users with Skype for Business homed on-premises cannot initiate from Teams to reach another Skype for Business user, regardless of the recipient's mode."

https://docs.microsoft.com/en-us/MicrosoftTeams/migration-interop-guidance-for-teams-with-skype
upvoted 3 times

Btw1968 2 years, 8 months ago
Org Wide is already set to Teams so we don't need to do anything for user 2
upvoted 4 times

TonySuccess 2 years, 11 months ago
If you look at the Teams Upgrade settings in Org-Wide , Coexistence Mode - You can get an understanding of why the PowerShell command is written this way and it makes more sense. As opposed to memorising the answer :)
upvoted 2 times

billy0981 3 years, 1 month ago
it doesnt metion
upvoted 1 times

ostumm 3 years, 1 month ago
not sure if in real exam there would be an option for User2 settings, but if it is, for User2 it would be UpgradeToTeams
upvoted 1 times

ostumm 3 years, 1 month ago
I think this is the key wording 'User1 must be able to chat and create meetings by using Skype for Business only.'

Therefore I would go with 'SfBWithTeamsCollab'

Calling, chat functionality and meeting scheduling in the Teams app are disabled.
upvoted 3 times

Benny4321 2 years, 6 months ago
If chat is disabled in Teams with "SfBWithTeamsCollab", then the following will not be possible:
User1 must be able to read and post messages by using Microsoft Teams channels.
Thus it must be "Island mode" that is the right answer?
upvoted 1 times

Question #26 *Topic 2*

Your company has a Microsoft 365 subscription.
You plan to enable users to book meetings in several of the company's conference rooms by using the Microsoft Teams client.
You need to create the required resources in Microsoft 365 for the conference rooms.
What should you create for each conference room?

A. a team

B. a resource mailbox

C. an auto attendant

D. an Office 365 group

Suggested Answer: *D*
Reference:
https://docs.microsoft.com/en-us/microsoftteams/rooms/rooms-deploy

Community vote distribution

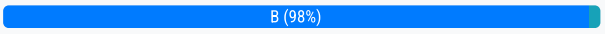

Chand93 Highly Voted 4 years, 1 month ago
B is correct
upvoted 18 times

HakimDZ Highly Voted 4 years, 8 months ago
Yes sure!!
upvoted 10 times

2396ee8 Most Recent 10 months ago
Selected Answer: B
nothing else makes sense
upvoted 1 times

2396ee8 10 months ago
B is correct
upvoted 1 times

HC_Harms 1 year, 7 months ago
Selected Answer: B
B is still correct
upvoted 1 times

Antivist 1 year, 9 months ago
Selected Answer: B
You cannot create a group for a Room. That does not make any sense.
upvoted 3 times

Aspiee1 1 year, 10 months ago
Selected Answer: B
B is the correct answer.
upvoted 2 times

BoFo 2 years, 1 month ago
Selected Answer: B
Correct answer is B
upvoted 1 times

AlltheMSCerts 2 years, 1 month ago
Selected Answer: B
Wow. Resource mailbox stores calendar info.
upvoted 1 times

fzero 2 years, 2 months ago

Selected Answer: B

A resposta correta é B

upvoted 1 times

JamesWilliams 2 years, 2 months ago

Selected Answer: B

B. A resource mailbox.

To enable users to schedule meetings in conference rooms using Microsoft Teams, you will need to create a resource mailbox for each conference room in Exchange Online. Resource mailboxes are designed to represent non-human resources, such as conference rooms, and allow users to check availability and schedule meetings with those resources. After creating the resource mailboxes, you can configure the room information such as the room name, capacity, and location, so that users can select the appropriate room when scheduling a meeting in Teams.

upvoted 2 times

chateneir 2 years, 3 months ago

Selected Answer: B

Answer should B. Resource Mailbox

https://learn.microsoft.com/en-us/exchange/recipients-in-exchange-online/manage-resource-mailboxes

Room mailbox is a resource mailbox that's assigned to a physical location, such as a conference room, an auditorium, or a training room.

upvoted 3 times

Jagomsah 2 years, 3 months ago

Selected Answer: B

It should be B as " Microsoft 365 resource accounts are mailbox and Teams accounts that are dedicated to specific resources, such as a room or projector. These resource accounts can automatically respond to meeting invites using rules you define when they're created"

Resource account is the step 2 after " Confirming that your deployment locations (spaces) meet the deployment dependencies"

upvoted 2 times

Villalenny 2 years, 4 months ago

Todos ustedes llevan razón, pero hay que leer bien: se supone que ya tienen salas de conferencias, y ya deben tener buzón de recursos. Ahora piden "reservarlas con Teams", y Microsoft indica: "Para permitirle administrar las cuentas de recursos y Salas de Microsoft Teams e informar de estas, prepare su Active Directory local o AzureAD".
Así que debes crear un grupo de Office365: respuesta correcta D.
Si vas desde cero, debes crear un buzón de recursos.

upvoted 2 times

Mark_Wilson 2 years, 4 months ago

Selected Answer: B

Rooms need a calendar to accept bookings, calendars require mailboxes.

upvoted 2 times

ziggy1117 2 years, 5 months ago

B is correct. Cannot be D bec you cant create 10 groups if you have 10 rooms

upvoted 2 times

Cloudz_1 2 years, 5 months ago

A room mailbox is a resource mailbox that's assigned to a physical location, such as a conference room, an auditorium, or a training room. With room mailboxes, users can easily reserve these rooms by including room mailboxes in their meeting requests. When they do this, the room mailbox uses options you can configure to decide whether the invite should be accepted or denied.

B for sure

upvoted 2 times

Question #27 *Topic 2*

Your company has a Microsoft Office 365 subscription.
The company has a Microsoft Teams group named Group1.
You need to remove inactive users from Group1. The members of Group1 must be validated every month.
What should you use?

A. Data subject requests in the Microsoft 365 Compliance admin center

B. access reviews in the Azure Active Directory admin center

C. eDiscovery cases in the Microsoft 365 Compliance admin center

D. usage reports in the Microsoft Teams admin center

Suggested Answer: *B*

Community vote distribution

B (100%)

HGD545 Highly Voted 1 year, 7 months ago
On the test Nov, 12 2021
upvoted 13 times

[Removed] Most Recent 7 months, 3 weeks ago
Selected Answer: B
Use Azure Active Directory (Azure AD) to create access reviews for group members or application access.
https://learn.microsoft.com/en-us/azure/active-directory/governance/create-access-review
upvoted 2 times

reastman66 1 year, 3 months ago
This answer is correct as long as they have Azure AD Premium Plan 2 or another license for Access reviews.
upvoted 4 times

certgreed 1 year, 5 months ago
Selected Answer: B
correct answer is B
upvoted 3 times

Zergio 1 year, 10 months ago
AAD admin center - Dashboard > AAD > Identity Governance > Create an access review
upvoted 3 times

PennyRR 2 years ago
https://docs.microsoft.com/en-us/azure/active-directory/governance/manage-user-access-with-access-reviews
upvoted 2 times

Fazalll 2 years ago
Correct Answer B, No Issue with Answer
upvoted 1 times

Question #28 *Topic 2*

DRAG DROP -

You have a Microsoft 365 subscription that has Azure Active Directory Premium Plan 2 licenses.

You need to implement Microsoft Teams lifecycle management to meet the following requirements:

➩ All unused teams must be deleted after 180 days.

➩ Inactive guest users must be removed from teams automatically every three months.

➩ Microsoft Teams admin roles must only be assigned for specific time periods.

Which feature should you use for each requirement? To answer, drag the appropriate features to the correct requirements. Each feature may be used once, more than once, or not at all. You may need to drag the split bar between panes or scroll to view content.

NOTE: Each correct selection is worth one point.

Select and Place:

Features	Answer Area	
A Microsoft 365 group expiration policy	All unused teams must be deleted after 180 days:	
Access reviews in Azure Active Directory (Azure AD)	Inactive guest users must be removed from teams automatically every three months:	
Azure Active Directory (Azure AD) Privileged Identity Management (PIM)	Microsoft Teams Admin roles must only be assigned for specific time periods:	
Entitlement management in Azure Active Directory (Azure AD)		

Suggested Answer:

Features	Answer Area	
	All unused teams must be deleted after 180 days:	A Microsoft 365 group expiration policy
	Inactive guest users must be removed from teams automatically every three months:	Access reviews in Azure Active Directory (Azure AD)
	Microsoft Teams Admin roles must only be assigned for specific time periods:	Azure Active Directory (Azure AD) Privileged Identity Management (PIM)
Entitlement management in Azure Active Directory (Azure AD)		

Reference:

https://docs.microsoft.com/en-us/microsoft-365/solutions/microsoft-365-groups-expiration-policy?view=o365-worldwide https://techcommunity.microsoft.com/t5/azure-active-directory-identity/access-reviews-for-guests-in-all-teams-and-microsoft-365-groups/ba-p/1994697 https://docs.microsoft.com/en-us/azure/active-directory/privileged-identity-management/pim-configure

amukhtar99 Highly Voted 2 years, 1 month ago

All unused teams must be deleted after 180 days: A Microsoft 365 group expiration policy.

Inactive guest users must be removed from teams automatically every three months: Access reviews in Azure Active Directory (Azure AD)

Microsoft Teams Admin roles must only be assigned for specific time periods: Azure Active Directory (Azure AD) Privileged Identity Management (PIM)

upvoted 5 times

FQTN 7 months, 1 week ago

A Microsoft 365 group expiration policy is used to change the status of the group, either if it is used or not. So this choice is not accurate. We should use Azure Entitlement management tool which will be able to recognize if the Team is used or not.

upvoted 1 times

TinaTina Most Recent 2 years, 8 months ago

in exam 24/204/202

upvoted 4 times

Malkerian 2 years, 10 months ago

On Exam 28.02.22

upvoted 4 times

steven123456789 3 years, 1 month ago

correct

upvoted 3 times

Question #29 *Topic 2*

DRAG DROP -

Your company uses Microsoft Teams.

You are planning the compliance strategy for Microsoft Teams. All compliance tasks must be performed by a user in the compliance department who will be assigned the Global admin role and will not be a team owner.

You need to identify which tools to use for the following tasks:

Archive a team.

Restore a deleted team.

Permanently delete a team.

Which tool should you identify for each task? To answer, drag the appropriate tools to the correct tasks. Each tool may be used once, more than once, or not at all.

You may need to drag the split bar between panes or scroll to view content.

NOTE: Each correct selection is worth one point.

Select and Place:

Suggested Answer:

Reference:

https://docs.microsoft.com/en-us/azure/active-directory/users-groups-roles/groups-restore-deleted https://www.prajwaldesai.com/restore-a-deleted-team-in-microsoft-teams/ https://docs.microsoft.com/en-us/microsoftteams/archive-or-delete-a-team

rgxmuf Highly Voted 4 years, 2 months ago

Permanent Teams deletion is only possible from the Azure AD admin center. From Teams admin center the team is only soft-deleted. Just tested it.

So correct answer should be:

Azure AD admin center

Teams admin center

Azure AD admin center

upvoted 76 times

Tyffty 3 years, 8 months ago

I think this answer is correct. Don't look too deep into the question. It's very simple. To permanently delete it's AAD. Deleting from TAC then waiting 30 days for hard delete isn't a tool used to permanently delete. Also, I don't think you can archive a Team from the client.

https://docs.microsoft.com/en-us/microsoftteams/archive-or-delete-a-team

upvoted 1 times

DeeCeee 3 years, 7 months ago

You can archive a Team from the client (tested in my lab), BUT you have to be a team owner, which the question clearly says you are not.
upvoted 2 times

Onaz Highly Voted 4 years, 2 months ago
I just checked also. this answer is wrong. Answer is Az-Ad Admin Center, Teams Admin Center, Az-Ad Admin Center
upvoted 13 times

TOMIKE 4 years, 1 month ago
You are right, this is the correct answer.
Restore a team is AAD
Archive is team AD
Permanently delete a team is AAD
Same place you restore a team is same place you use to delete a till and the deleted mail can only be retained for 30days.

You can also hard-delete a team by doing a soft delete and using the AzureAD PowerShell module to find
the underlying deleted Microsoft 365 Group:
Get-AzureADMSDeletedGroup
upvoted 2 times

[Removed] 3 years, 7 months ago
Agree.

Additionally, for Permanent delete, you can go to AAD -> Groups -> Deleted Groups
This is O365 Groups Recycle Bin where you can also search and restore those Groups.
upvoted 1 times

[Removed] 3 years, 7 months ago
Wanted to say "...search and permanently delete or restore those Groups".
upvoted 2 times

correction Most Recent 4 months ago
To accomplish each compliance task in Microsoft Teams, you would use the following tools:

Restore a deleted team:
Microsoft Teams admin center > Teams > Action > View Deleted Teams > select the desired team, and then choose the "Restore" option.
OR
Microsoft Entra ID Portal > Groups > Deleted Groups > Restore Group
(A team is attached to a group and when we delete a team its 365group will also gets deleted. So, if we restore the group the team will also be restored.)

Archive a team:
Microsoft Teams admin center > Teams > select the desired team, and then choose the "Archive" option.

Permanently delete a team:
Microsoft Entra ID Portal > Groups > Deleted Groups > select the desired Group, and then choose the "Delete Permanently" option.
(Teams admin portal don't have any option to delete a group[/team permanently, it just soft delete the group/team.)
upvoted 3 times

Frankmann 4 months, 3 weeks ago
Archive a team:
Only possible in Teams Admin Center

Restore a deleted team:
Possible in AAD and Teams Admin Center

Permanently delete a team:
Only possible in AAD
upvoted 1 times

chico111889 10 months, 1 week ago
Same question in p4 #110

upvoted 1 times

r2c3po 1 year, 2 months ago

To accomplish each compliance task in Microsoft Teams, you would use the following tools:

Archive a team:
Tool: Microsoft Teams admin center
Process: In the Teams admin center, navigate to the "Teams" section, select the desired team, and then choose the "Archive" option.

Restore a deleted team:
Tool: Microsoft Teams admin center
Process: In the Teams admin center, navigate to the "Teams" section, select "Deleted" to view deleted teams, select the desired team, and then choose the "Restore" option.

Permanently delete a team:
Tool: Microsoft Teams admin center
Process: In the Teams admin center, navigate to the "Teams" section, select "Deleted" to view deleted teams, select the desired team, and then choose the "Permanently delete" option.

upvoted 2 times

Jagomsah 2 years, 3 months ago

Guess an old question:

RESTORE: Can be done from TAC, Azure and Teams client (only the Owner which is not the case)
ARCHIVE: Can be done from TAC and Teams client (only the owner which is not the case)
COMPLETELY REMOVE: Only from Azure (from TAC is a softdeleted action)

upvoted 8 times

Nokwai 2 years, 10 months ago

Was on test on 22.08.2022

upvoted 4 times

Tybor 3 years, 3 months ago

On Test 29.03.22

upvoted 4 times

rfree 3 years, 3 months ago

https://docs.microsoft.com/en-us/microsoftteams/archive-or-delete-a-team clearly states that within TAC to "Select Delete to PERMANENTLY delete the team". So Azure/TAC/TAC is correct.

upvoted 4 times

dodo_on_tour 3 years, 5 months ago

On Test 18.01.22

upvoted 4 times

IRONR2D2 3 years, 6 months ago

Azure AD admin center
Teams admin center
Azure AD admin center
If you need to delete a Team could be since Microsoft teams, however, if you use AAD you can delete permanently

upvoted 3 times

rohitmedi 3 years, 6 months ago

Answer is wrong should be Azure Ad- Team admin- azure AD

upvoted 2 times

dc12 3 years, 6 months ago

if you read this link it clearly says you can archive and delete team in the teams admin centre https://docs.microsoft.com/en-us/microsoftteams/archive-or-delete-a-team

upvoted 2 times

Sprinqfield 3 years, 4 months ago

Offcourse you can delete team in the TAC but you cant permanently delete.

upvoted 1 times

kmk_01 2 years, 7 months ago

Wrong. https://learn.microsoft.com/en-us/microsoftteams/archive-or-delete-a-team

Delete a team

If the team will not be required in the future, then you can delete it rather than archiving it. Follow these steps to delete a team.

In the admin center, select Teams.

Select a team by clicking the team name.

Select Delete. A confirmation message will appear.

Select Delete to permanently delete the team.

upvoted 3 times

natazar 3 years, 8 months ago

MOST RECENT ANSWERS:

You can now archive a Team using Teams client. Clink on the settings bar in the left bottom corner -> you will be able to see all available teams and once you click on 3 dots option to "archive a team" will appear.

Permanently delete a team -> this can be done only using Azure AD. Once team gets soft deleted (for example in Teams admin center) you can find it in Azure AD -> groups -> delete groups and there you will see option to permanently delete

Restore a Team -> can be done in Azure AD

upvoted 1 times

reastman66 3 years, 7 months ago

I am looking at the Teams client and I am not seeing the archive option.

upvoted 2 times

Steaz 3 years, 6 months ago

It specifically states: you are not a team owner, only Global Admin. Therefore, you cannot use the Teams client.

upvoted 3 times

Yavani 3 years, 8 months ago

you can also archive a team from the client. maybe the questions in future exams will have less options or phrased slightly differently

upvoted 2 times

DeeCeee 3 years, 7 months ago

The question states "All compliance tasks must be performed by a user in the compliance department who will be assigned the Global admin role and will not be a team owner."

This means you will not be able to perform an archive action through the client.

upvoted 1 times

sadiq990 3 years, 8 months ago

answer is

Restror Azure Admin center

others is Teams Admin center

upvoted 1 times

Question #30 *Topic 2*

Note: This question is part of a series of questions that present the same scenario. Each question in the series contains a unique solution that might meet the stated goals. Some question sets might have more than one correct solution, while others might not have a correct solution.
After you answer a question in this section, you will NOT be able to return to it. As a result, these questions will not appear in the review screen.
Your company has a Microsoft 365 subscription and a Virtual Desktop Infrastructure (VDI) solution.
The company's Microsoft Teams upgrade policy is set to Teams only coexistence mode.
You deploy the Microsoft Installer (MSI) package for Microsoft Teams to the VDI solution.
Several months later, users of the VDI solution report that their workstation is missing several new Microsoft Teams features.
You need to ensure that the VDI solution users can use the new Microsoft Teams features.
Solution: You run the Grant-CsTeamsUpgradePolicy cmdlet and specify the -PolicyName parameter.
Does this meet the goal?

A. Yes

B. No

Suggested Answer: *B*
Reference:
https://docs.microsoft.com/en-us/microsoftteams/teams-client-update https://docs.microsoft.com/en-us/microsoftteams/teams-for-vdi#install-teams-on-vdi

Community vote distribution
B (100%)

TMW Highly Voted 1 year, 7 months ago
VDI uses an image. you can launch several VDI sessions that connect to the parent image. You could run the command, but the minute the VDI desktop is rebooted, it would revert back to the original image prior to running the command. In order for this command to work properly, you would need to update the image. I am leaning towards NO for an answer.
upvoted 14 times

umair1297 Highly Voted 9 months, 4 weeks ago
On exam 04-Mar-2022
upvoted 5 times

Tybor Most Recent 9 months ago
On Test 29.03.22
upvoted 5 times

dodo_on_tour 11 months, 2 weeks ago
On Test 18.01.22
upvoted 3 times

Tyffty 1 year, 1 month ago
Selected Answer: B
No for sure
upvoted 4 times

PennyRR 1 year, 5 months ago
https://docs.microsoft.com/en-us/microsoftteams/teams-for-vdi
https://docs.microsoft.com/en-us/microsoftteams/msi-deployment
upvoted 1 times

upenk 1 year, 8 months ago
MS Teams app need to be upgraded here to reflect new Teams feature . Policy is org related setting so MSI need to be upgraded ;hence Correct answer is B
upvoted 4 times

amf 1 year, 9 months ago
For me the correct answer is A.
I think the question is not if the Teams MSI is the most updated or not in the deployment. It is about Teams features and for that what is important is

to apply the upgrade policy. In this case is the cmdlet "Grant-CsTeamsUpgradePolicy" and the policy name for "TeamsOnly" mode is the policy "UpgradeToTeams".
upvoted 1 times

amf 1 year, 9 months ago
Sorry B is the correct because it says months later so the correct policy was already applied for sure.
upvoted 2 times

HakimDZ 2 years, 2 months ago
Correct answer: B
upvoted 3 times

dwsse 2 years, 4 months ago
VDI installs must be reinstalled using the MSI so the app goes into program files, using the CMD parameters.
upvoted 5 times

asdfasdfasdf3234234 2 years, 7 months ago
B:
B:
B: https://docs.microsoft.com/en-us/microsoftteams/teams-client-update -> What about updates to Teams on VDI?
Teams clients on Virtual Desktop Infrastructure (VDI) aren't automatically updated the way that non-VDI Teams clients are. You have to update the VM image by installing a new MSI as described in the instructions to Install Teams on VDI. You must uninstall the current version to update to a newer version.

Can admins deploy updates instead of Teams auto-updating?
Teams does not give admins the ability to deploy updates through any delivery mechanism.
upvoted 1 times

ekzp 2 years, 7 months ago
VDIs can be persistent or non-persistent. The question doesn't state the deployment mode. From https://docs.microsoft.com/en-us/microsoftteams/teams-for-vdi#install-or-update-the-teams-desktop-app-on-vdi:

"In a non-persistent setup, users' local operating system changes are not retained after users log off."
and
"For a non-persistent setup, the Teams desktop app must be installed per-machine to the golden image."
and, very importantly:
"With per-machine installation, automatic updates is disabled."

If you have a non-persistent VDI environment and you haven't updated the golden image, then Teams will not auto-update itself.
upvoted 2 times

Question #31 *Topic 2*

Note: This question is part of a series of questions that present the same scenario. Each question in the series contains a unique solution that might meet the stated goals. Some question sets might have more than one correct solution, while others might not have a correct solution.
After you answer a question in this section, you will NOT be able to return to it. As a result, these questions will not appear in the review screen.
Your company has a Microsoft 365 subscription and a Virtual Desktop Infrastructure (VDI) solution.
The company's Microsoft Teams upgrade policy is set to Teams only coexistence mode.
You deploy the Microsoft Installer (MSI) package for Microsoft Teams to the VDI solution.
Several months later, users of the VDI solution report that their workstation is missing several new Microsoft Teams features.
You need to ensure that the VDI solution users can use the new Microsoft Teams features.
Solution: You uninstall the Microsoft Teams MSI package, and then reinstall a new Microsoft Teams MSI package.

A. Yes

B. No

Suggested Answer: *A*
Reference:
https://docs.microsoft.com/en-us/microsoftteams/teams-client-update https://docs.microsoft.com/en-us/microsoftteams/teams-for-vdi#install-teams-on-vdi

Community vote distribution
A (100%)

Tez1 Highly Voted 1 year ago
Selected Answer: A
On VDI you have to manually update Teams, so A is correct.
upvoted 6 times

Tybor Most Recent 9 months ago
On Test 29.03.22
upvoted 1 times

dodo_on_tour 11 months, 2 weeks ago
On Test 18.01.22
upvoted 3 times

thedanielyork 1 year, 1 month ago
A is correct.
upvoted 4 times

Question #32 *Topic 2*

Note: This question is part of a series of questions that present the same scenario. Each question in the series contains a unique solution that might meet the stated goals. Some question sets might have more than one correct solution, while others might not have a correct solution.
After you answer a question in this section, you will NOT be able to return to it. As a result, these questions will not appear in the review screen.
Your company has a Microsoft 365 subscription and a Virtual Desktop Infrastructure (VDI) solution.
The company's Microsoft Teams upgrade policy is set to Teams only coexistence mode.
You deploy the Microsoft Installer (MSI) package for Microsoft Teams to the VDI solution.
Several months later, users of the VDI solution report that their workstation is missing several new Microsoft Teams features.
You need to ensure that the VDI solution users can use the new Microsoft Teams features.
Solution: You run the Get-WUInstall cmdlet and specify the -AcceptAll parameter.
Does this meet the goal?

A. Yes

B. No

Suggested Answer: *B*
Reference:
https://docs.microsoft.com/en-us/microsoftteams/teams-client-update https://docs.microsoft.com/en-us/microsoftteams/teams-for-vdi#install-teams-on-vdi

Community vote distribution
B (100%)

Malcolm_Reynolds Highly Voted 4 years ago
Get-WUInstall is for Windows updates, not the Teams client.
upvoted 40 times

scott_mckendry 2 years, 11 months ago
Correct!
upvoted 2 times

sjthatc 2 years, 8 months ago
With teams integrating into the OS, wouldn't this change?
upvoted 1 times

vv04 Most Recent 7 months, 3 weeks ago
Selected Answer: B
WU does not help here..
upvoted 1 times

Antivist 9 months, 3 weeks ago
Selected Answer: B
"Get-" type commands are view only commands, they do not change anything at all.
upvoted 1 times

AJCG 1 year, 11 months ago
Correct, in exam on 25th of June 2022
upvoted 2 times

Tybor 2 years, 3 months ago
On Test 29.03.22
upvoted 2 times

certgreed 2 years, 5 months ago
Selected Answer: B
correct answer is B
upvoted 1 times

dodo_on_tour 2 years, 5 months ago
On Test 18.01.22

upvoted 3 times

Question #33 *Topic 2*

Your company has a Microsoft 365 subscription that contains the teams shown in the following exhibit.

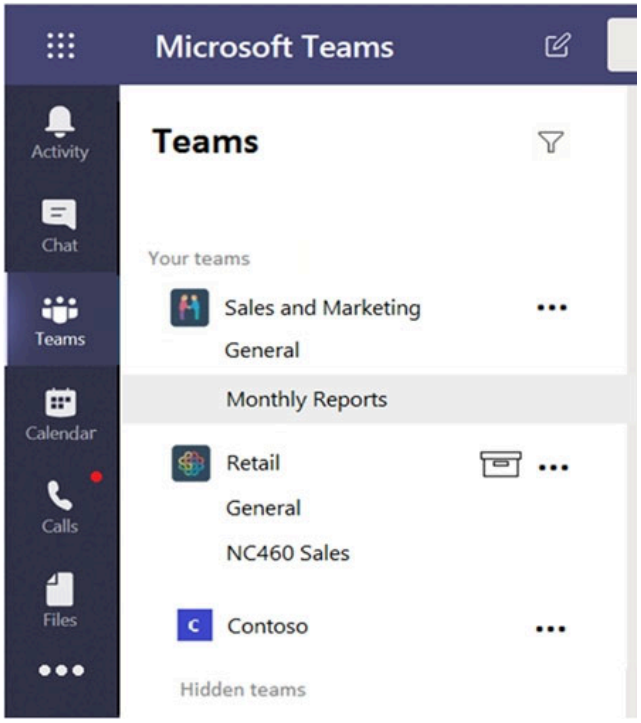

Guest users report that they cannot create posts in Monthly Reports.

You need to ensure that the guest users can post to Monthly Reports.

What should you do?

A. From the Microsoft Teams client, modify the privacy setting.

B. From the Microsoft Teams admin center, modify the Guest access settings.

C. From the Microsoft Teams client, modify the channel moderation preferences.

D. From the Microsoft Teams admin center, modify the messaging policy.

Suggested Answer: *B*

Reference:

https://docs.microsoft.com/en-us/microsoft-365/solutions/collaborate-as-team?view=o365-worldwide

Community vote distribution

C (91%) 9%

floschm Highly Voted 4 years, 2 months ago

C should be correct under channel moderation preferences can be setup who can start new posts

Everyone can start a new post

Everyone except guests can start a new post

upvoted 37 times

Bswizzle 3 years, 1 month ago

Upon reading documentation I would agree. https://docs.microsoft.com/en-us/microsoftteams/manage-channel-moderation-in-teams

Guests are already allowed to be added to Channels within the organisation so we assume Org-wide settings are as required

So we set the moderation on a per channel basis

There is no tenant level Channel setting

upvoted 2 times

TMW Highly Voted 4 years ago

Taking a second look at this, Ans is B

"You need to ensure that the guest users can *post* to Monthly Reports."

Ans B - Org-wide settings, guest access, *chat* on/off - CORRECT

Ans C is related to creating or deleting *channels* not posts.
upvoted 16 times

Lordemons 4 years ago
Ans C is related to per channel moderation, which gives team's owner(s) option to limit who can create new post, reply, and some other things in specific channel.

Channel creation/deletion is setting on team level.
upvoted 4 times

LLama33 Most Recent 9 months, 1 week ago
the moderation preference section don't mentions guest user so it is B
upvoted 1 times

Aboed 1 year, 2 months ago
C is the correct answer
upvoted 1 times

Jasonpogi 1 year, 5 months ago
C is the correct answer

https://support.microsoft.com/en-au/office/set-guest-permissions-for-channels-in-microsoft-teams-4756c468-2746-4bfd-a582-736d55fcc169
upvoted 1 times

Atos 1 year, 5 months ago
Can't be 'B' as the guest would not have access to "anything" and as question more than implies it is just a channel that they having trouble with. Therefore 100%, it is 'C'.
https://support.microsoft.com/en-au/office/change-moderator-roles-and-settings-in-a-channel-in-microsoft-teams-6ac54758-3440-4f6a-9bd5-cebf97cb7ea6
upvoted 2 times

Nico282 1 year, 6 months ago
Selected Answer: C
Teams Client -> Channel -> Settings -> Moderation -> "Everyone except guests can start a new post" must be changed to "Everyone can start a new post"
upvoted 3 times

Szantoast 1 year, 8 months ago
Selected Answer: C
Verified in my own tenant - TAC Guest Access settings only have options for Edit or Delete sent messages, Delete chat, Able to chat (1:1 chats, not channels), and "fun" settings. Channel Moderation limits who can make posts in a channel, so the answer is C.
upvoted 2 times

Jaszinho 1 year, 9 months ago
Selected Answer: B
B is primally place to look at. C is for further restriction to block guess update, create or delete teams channel.
upvoted 1 times

Antivist 1 year, 9 months ago
Selected Answer: B
B for sure.
upvoted 1 times

Villalenny 2 years, 1 month ago
La respuesta es C. Pide modificar para un canal en concreto, si modificas la política global de acceso a invitado, afecta a los invitados de TODA la organización en todos los canales. Además la moderación del canal para invitado SÓLO puede realizarse en la configuración de cada canal : moderación = a crear publicaciones nuevas.

En la política global de invitados no está esa opción.
Corrijan la pregunta Examtopics, gracias.
upvoted 4 times

Mlportu 2 years, 1 month ago

Selected Answer: B

is b the good
upvoted 1 times

fzero 2 years, 2 months ago

Selected Answer: C

A resposta é C
upvoted 1 times

Jagomsah 2 years, 3 months ago

Considering it's a Standard Channel, it should be from Teams Client >> Channel Settings >> Everyone Except guest can start a New Post
upvoted 1 times

robcon 2 years, 4 months ago

Selected Answer: C

You can change the channel moderations preferences from the Teams Client.
upvoted 1 times

ziggy1117 2 years, 5 months ago

answer is B. Always first check at the high level if Guests can even post messages
upvoted 1 times

Lumina 2 years, 5 months ago

Selected Answer: C

The issue description is that the issue is channel specific so the answer C is correct
upvoted 1 times

Question #34 *Topic 2*

Your company has a Microsoft 365 subscription.
All users have computers that run Windows 10. The computers are joined to Azure Active Directory (Azure AD) and enrolled in Microsoft Intune.
All the users are standard users.
The company plans to start using Microsoft Teams.
You need to deploy the Microsoft Teams client to the computers.
What should you use?

A. an Azure AD app registration

B. a domain-based Group Policy Object (GPO)

C. Azure App Service

D. an app in Microsoft Intune

Suggested Answer: *D*

Community vote distribution

D (100%)

Enoll Highly Voted 3 years, 1 month ago
The computers are Azure AD Joined, not Domain joined therefore you cannot do it with GPO. The question states the computers are also enrolled in Microsoft Intune, to deploy it you would use "Client Apps" blade from Intune so the correct answer is D
upvoted 47 times

WhiskeyTFox 3 years, 1 month ago
You are 100% correct! Azure AD technically does not have Group Policy.
upvoted 5 times

donathon 3 years ago
It's Azure AD joined so you cannot use GPO. Only a Hybrid Azure AD Join can utilize a GPO.
upvoted 5 times

ShaneGD 2 years, 9 months ago
This is correct only Hybrid will have the ability to do it through GPO ,the question does not mention Hybrid at all but does mention Intune which is the only other way of going about it
upvoted 2 times

Helen001 Highly Voted 3 years, 1 month ago
I think Answer should be D.
https://www.robinhobo.com/how-to-deploy-the-microsoft-teams-desktop-client-with-microsoft-intune/
upvoted 17 times

Shinolgarashi Most Recent 7 months, 3 weeks ago
Microsoft Intune is correct.
upvoted 2 times

gwerin 1 year ago
Selected Answer: D
If they're AAD joined, must be D surely.
upvoted 1 times

makovec25 1 year, 6 months ago
Selected Answer: D
Only D is applicable
upvoted 1 times

Tyffty 1 year, 7 months ago
Selected Answer: D
Answer is D hands down. I don't understand how people can suggest B as the answer. No where in the question does it state anything about onpremise AD. The answer CANNOT be B.
upvoted 2 times

Zergio 1 year, 10 months ago
BTW, Intune moved to Microsoft Endpoint Management admin center
upvoted 3 times

Zergio 1 year, 10 months ago
Microsoft Endpoint Management admin center > All services > Apps > Windows > Add > M 365 Apps Win 10 and later > Select Office Apps (on step 2) > Teams > etc.
upvoted 1 times

badguytoo 2 years, 1 month ago
Yes, D. because it is AAD joined device you should using Intune.
upvoted 1 times

Thi 2 years, 2 months ago
D-is also my choice
upvoted 1 times

Nima 2 years, 3 months ago
Only D!!!!!!!!!!!!!!!!!!
upvoted 1 times

haca 2 years, 4 months ago
Correct answer is B!!! "All the users are standard users"
You need to assign a license Microsoft (Example : Microsoft 365 E3/E5).
https://docs.microsoft.com/en-gb/mem/intune/fundamentals/licenses-assign
upvoted 1 times

Dimonchik 2 years, 3 months ago
"All the users are standard users"
This means they are not admin users. Just look at the link above.
upvoted 1 times

PrettyFlyWifi 2 years, 5 months ago
What is the point in doing the Win10 Azure AD Joins and enrolling into Intune if you're going to still use the on-prem AD functions?? Has to be Intune here... https://www.robinhobo.com/how-to-deploy-the-microsoft-teams-desktop-client-with-microsoft-intune/
upvoted 2 times

TiredofTesting 2 years, 5 months ago
Can't be D. An app in Intune doesn't serve this purpose. You can use Intune to deploy the Teams app. So it will be B.
upvoted 1 times

arif_hasan 2 years, 5 months ago
Answer should be D.
This Topic also include MD-101
upvoted 1 times

mkoprivnj 2 years, 7 months ago
D is correct
upvoted 1 times

Mike3d 2 years, 7 months ago
Yes I would say D Intune, but can anyone explain why that answer says " an app in Microsoft Intune" you would not use and app inside of Intune you use Intune, that seems a bit strange
upvoted 2 times

Mike3d 2 years, 7 months ago
ive noticed some of these questions have not been transcribed very well if this question is asked and it does not list AAD and instead it lists AD then the answer of a GPO would be correct
upvoted 1 times

MichaelMu 2 years, 8 months ago
Should be intune
upvoted 1 times

Question #35 *Topic 2*

DRAG DROP -

Your company has a Microsoft 365 subscription.

You need to prevent guest users from creating or updating channels.

How should you complete the PowerShell script? To answer, drag the appropriate options to the correct targets. Each option may be used once, more than once, or not at all. You may need to drag the split bar between panes or scroll to view content.

NOTE: Each correct selection is worth one point.

Select and Place:

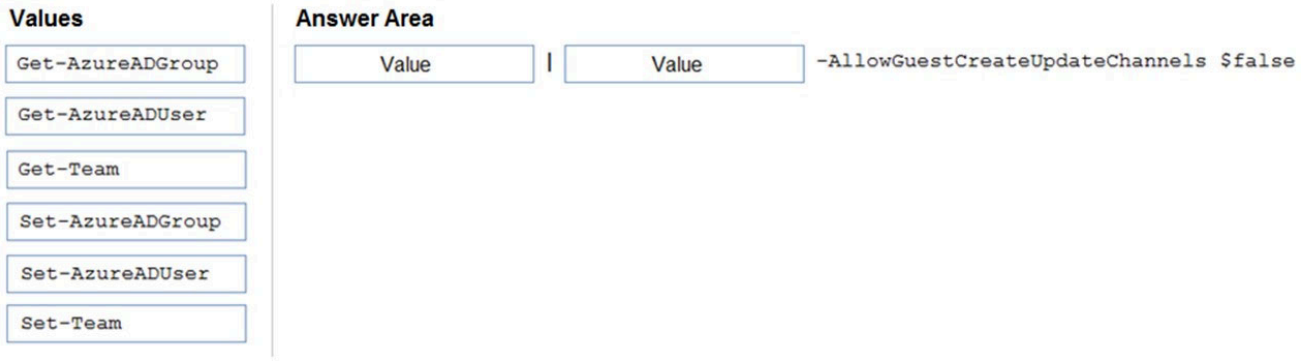

Suggested Answer:

Reference:

https://docs.microsoft.com/en-us/powershell/module/teams/get-team?view=teams-ps https://docs.microsoft.com/en-us/powershell/module/teams/set-team?view=teams-ps

ExamReviewerIZ Highly Voted 1 year, 3 months ago

Yes, this is correct. However, Who Would Do Such Thing Just Like This? It needs to be configure as a policy, not just on already created teams. Whatever Microsoft.

upvoted 13 times

umair1297 Highly Voted 1 year, 3 months ago

On exam 04-Mar-2022

upvoted 5 times

MJ_Hammami Most Recent 7 months ago

on exam 26-Nov-2022

upvoted 5 times

Nokwai 10 months, 2 weeks ago

On exam on 19.08.2022

upvoted 3 times

linmix 10 months, 3 weeks ago

Correct. Part of the exam on 9 August 2022

upvoted 3 times

AJCG 11 months, 1 week ago

Correct, in exam on 25th of June 2022

upvoted 4 times

ExamMonadMonkey 1 year, 5 months ago

The provided answer is correct. Set-AzureADUser and Set-AGGroup do not have any parameters related to Channels or Guest users, leaving the answer to Get-Team and set-Team. Additionally -allowguestCreatedupdatechannels is only available with Set-Team.

upvoted 3 times

kcf549 1 year, 6 months ago

I DISAGREE W/THE PROVIDED ANSWER B/C THE Q ASKS FOR USERS, NOT TEAMS OR GPS. The provided links say that the result of Get-Team is a list of TEAMS, not a list of USERS, as the question states. I think it should be Get & Set-AzureADUser.

upvoted 1 times

Hammy2k22 1 year, 5 months ago

Set-Team (https://docs.microsoft.com/en-us/powershell/module/teams/set-team?view=teams-ps) has the correct parameter shown in the questions, e.g. -AllowGuestCreateUpdateChannels, whereas Set-AzureADUser (https://docs.microsoft.com/en-us/powershell/module/azuread/set-azureaduser?view=azureadps-2.0) doesn't

upvoted 7 times

HGD545 1 year, 7 months ago

On the test Nov, 12 2021

upvoted 4 times

anak 2 years ago

thanks for answer, I'm understand now

upvoted 2 times

badguytoo 2 years, 1 month ago

yes, have to use Get-Team , Set-Team

upvoted 4 times

Neutrone 2 years, 2 months ago

Correct

upvoted 2 times

Takloy 2 years, 1 month ago

please explain why:)

upvoted 2 times

kazaki 2 years, 1 month ago

-AllowGuestCreateUpdateChannels

Setting that determines whether or not guests can create channels in the team.

https://docs.microsoft.com/en-us/powershell/module/teams/set-team?view=teams-ps

upvoted 10 times

Takloy 2 years, 1 month ago

Thanks!

upvoted 1 times

HOTSPOT -

Your company has a Microsoft Office 365 subscription.

All users use an email domain named @adatum.com.

You have the guest access settings shown in the Guest Access exhibit. (Click the Guest Access tab.)

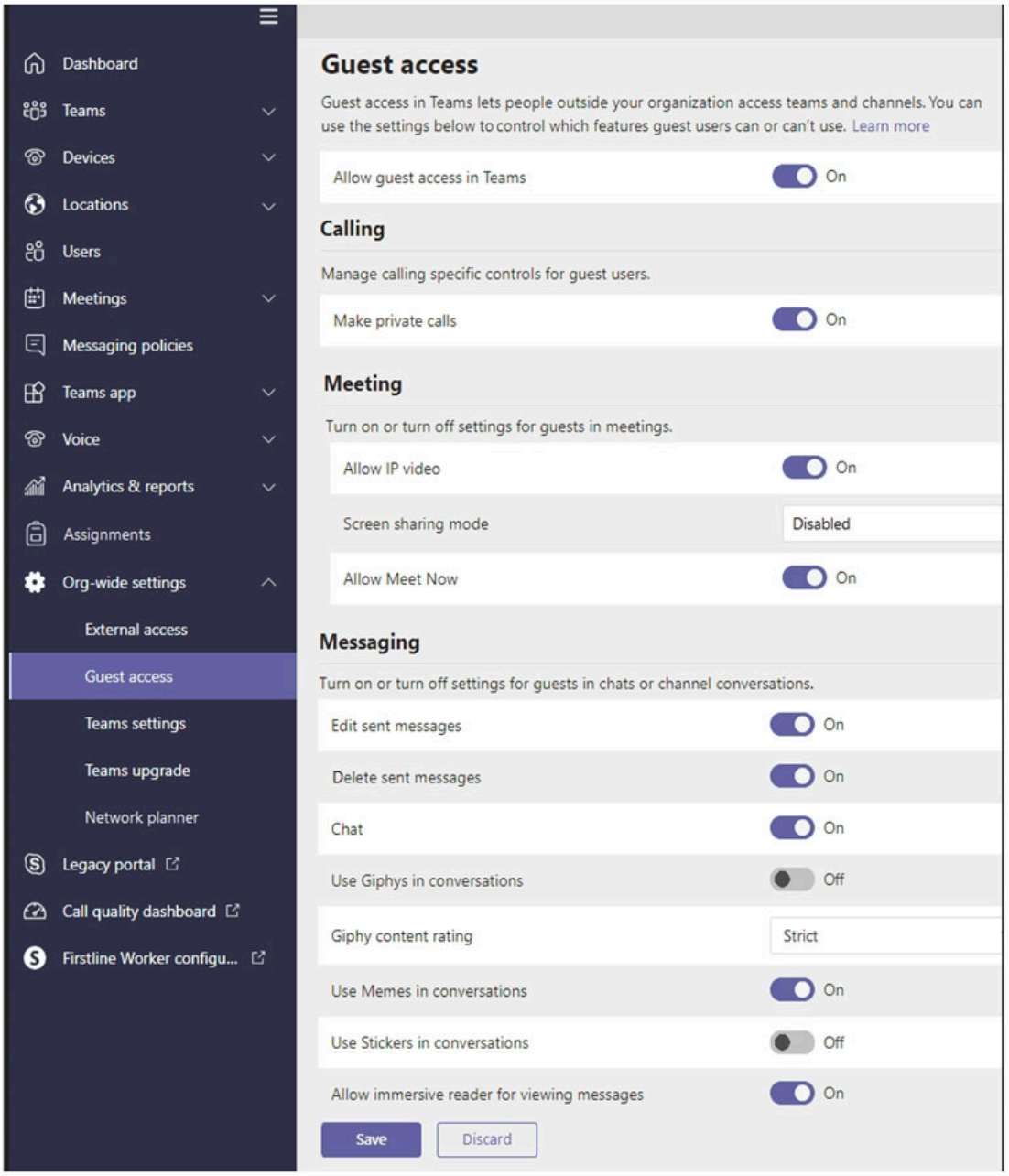

You have the organizational relationship settings shown in the Organizational Relationship exhibit. (Click the Organizational Relationship tab.)

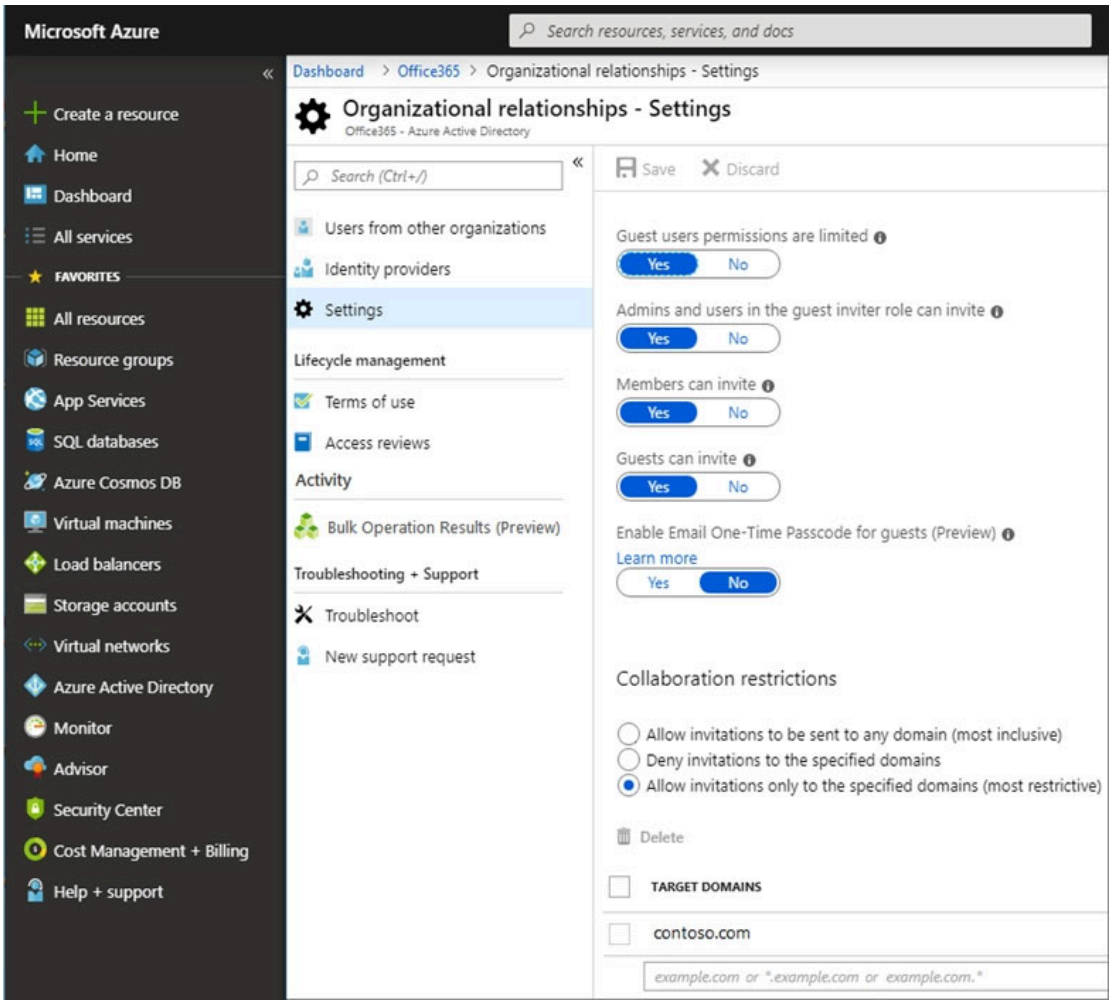

You have a meeting policy that is configured as shown in the Meeting Policy exhibit. (Click the Meeting Policy tab.)

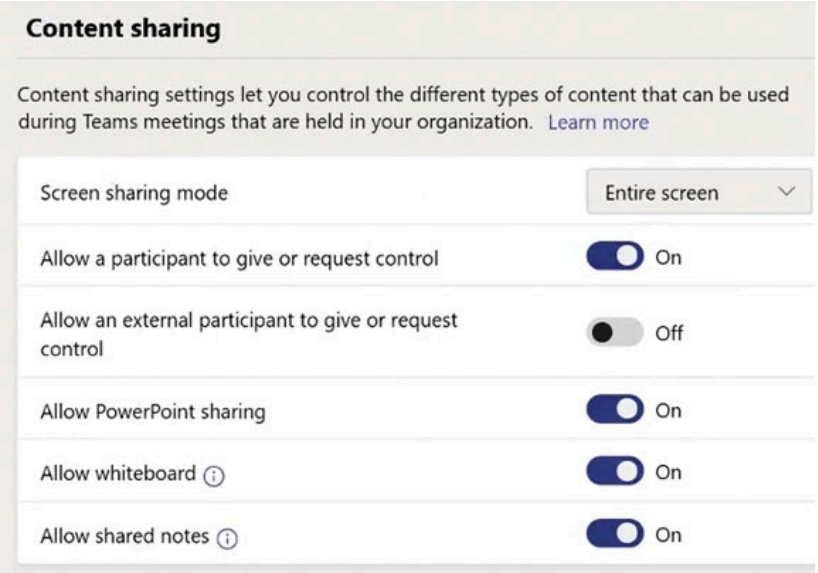

For each of the following statements, select Yes if the statement is true. Otherwise, select No.

NOTE: Each correct selection is worth one point.

Hot Area:

Answer Area

Statements	Yes	No
Users at your company can share their screen with guest users during meetings.	○	○
Users at your company can add users from a company that uses an email domain of fabrikam.com to teams.	○	○
Users at your company can add users from a company that uses an email domain of contoso.com to teams.	○	○

Suggested Answer:

Answer Area

Statements	Yes	No
Users at your company can share their screen with guest users during meetings.	○	○
Users at your company can add users from a company that uses an email domain of fabrikam.com to teams.	○	○
Users at your company can add users from a company that uses an email domain of contoso.com to teams.	○	○

Reference:

https://docs.microsoft.com/en-us/azure/active-directory/b2b/allow-deny-list

MEG Highly Voted 3 years, 2 months ago

Correct: YES | NO | YES

Why: Users of the company can share the screen but a guest can't share the screen. The first screenshot just disabled screen sharing mode for guests. The third screenshot are the meeting policy for the companies users.

I did a lab to verify that.

upvoted 170 times

chateneir 1 year, 3 months ago

This is the correct answer with detailed explanation.

upvoted 3 times

ontheflow 3 years, 2 months ago

Thats what i thought

upvoted 3 times

Tyffty 2 years, 8 months ago

Agreed. Yes No Yes

upvoted 6 times

CharlieB 2 years, 8 months ago

Totally. Y/N/Y

upvoted 6 times

Frozmiz Highly Voted 3 years, 1 month ago
Correct: NO | NO | YES

I have done the exercise with an official Microsoft trainer teacher, we have made the configuration that is made in the screenshots of the exercise, the teacher as administrator, me as a guest user (domain live.com that he put in allowed domains.).

In the meeting, the teacher shared his desktop and as a result I couldn't see anything so the first question is NO.
upvoted 10 times

siki97 3 years, 1 month ago
Are anybody can confirm this?
upvoted 1 times

J365 2 years, 3 months ago
Do not listen to this answer - I have tested it out and confirmed the information provided by Frozmiz isn't correct as of 14/03/22.

"Users at your company can share their screen with guest users during meetings"

I have just tested this in my lab and can 100% confirm the answer is YES.

The standard users from the company can share their screens with guests during meetings.
Guests cannot share their screen during meeting - the "Open Share Tray" icon is greyed out for guests and if you highlight it you get the notification "Your admin has disabled sharing".
upvoted 14 times

banderas 1 year, 6 months ago
I would LOVE to know the name of your Micrsoft teacher so that I will never have a course with that guy since your answer is wrong...
upvoted 13 times

Antivist Most Recent 9 months, 3 weeks ago
Y, N, Y makes more sense, there is no limitation for screen sharing for guest to view.
upvoted 2 times

MalikShaikh 10 months ago
Yes | No | Yes
upvoted 1 times

Yoyok 10 months, 2 weeks ago
Does the guest users is limited in the second SC contributed to the answer NO NO YES?
upvoted 1 times

goran 1 year ago
this is redecules ... it takes 20 minutes just to read the question
upvoted 1 times

LaTiaMatilde 1 year, 3 months ago
On exam 30-March-2023
upvoted 4 times

Dr_Do 1 year, 9 months ago
Yes | No | Yes
Internal users are allowed to share their screens. Guests are prohibited to share their screens.

Rest answers are clear, I think.
upvoted 4 times

Nokwai 1 year, 10 months ago
Was on test on 22.08.2022
upvoted 1 times

AJCG 1 year, 11 months ago
in exam on 25th of June 2022
upvoted 1 times

gwerin 2 years ago

Surely this is yes no yes (as opposed to the given "correct" answer), as I can't see anything specific in the settings to suggest otherwise.
upvoted 2 times

khader09 2 years, 1 month ago
Yes|No|Yes
upvoted 1 times

RazielLycas 2 years, 2 months ago
Y | N | Y it's boring to see that excamptopics just don't care to correct answers to this
PAID questions...
upvoted 1 times

FriedEggs 2 years, 1 month ago
FWIW, this question is not behind the paywall. I do not have a paid account, and here I am. :)
upvoted 4 times

Tybor 2 years, 3 months ago
On Test 29.03.22
upvoted 3 times

J365 2 years, 3 months ago
"Users at your company can share their screen with guest users during meetings"

I have just tested this in my lab and can 100% confirm the answer is YES.

The standard users from the company can share their screens with guests during meetings.
Guests cannot share their screen during meeting - the "Open Share Tray" icon is greyed out for guests and if you highlight it you get the notification "Your admin has disabled sharing".

This information is correct as of 14/03/22
upvoted 2 times

Ulus 2 years, 3 months ago
One can specify the screen sharing mode for users in meeting policies: entire screen, single application or disabled.
Here its configured to be the "entire screen", so its not "disabled" for sure.
yes /no/yes
upvoted 1 times

Adymax 2 years, 3 months ago
Yes|No|Yes as most here.
upvoted 1 times

Question #37 *Topic 2*

You manage the Microsoft Teams environment for your company.
Several users report poor call quality.
You need to ensure that a user named Admin5 can review the call quality metrics of all the users at the company. The solution must use the principle of least privilege.
Which role should you assign to Admin5?

A. Teams Administrator

B. Teams Communications Support Engineer

C. Teams Communications Support Specialist

D. Teams Communications Administrator

Suggested Answer: *B*
Reference:
https://docs.microsoft.com/en-us/microsoftteams/using-admin-roles

Community vote distribution

Andy_S Highly Voted 4 years, 6 months ago
Correct answer is B. Key words are "Call Quality Metrics". Specialist can see report about the problem but cannot see the METRICS.
Here are screenshots https://4sysops.com/archives/managing-microsoft-teams-with-role-based-admin-groups/
upvoted 50 times

BigO76 1 year ago
I agree B. The key here is in the question too. ' Admin5 can review the call quality metrics of ALL the users at the company' as a specialist can only view user information for the specific user being searched for, sure they could it, one by one. But i think the answer they are looking for is B. Teams Communications Support Engineer
upvoted 3 times

JamesWilliams 1 year, 8 months ago
Correct is C.

To have access to call quality metrics in Microsoft Teams, the user must have the "Teams Communications Administrator" or "Teams Communications Support Specialist" role. These roles allow the user to view detailed call quality information for all Teams users in the organization. The principle of least privilege should be applied, therefore only users who need this functionality should be assigned to these roles.
upvoted 1 times

ShaneGD 4 years, 3 months ago
yes this is correct
https://docs.microsoft.com/en-us/microsoftteams/using-admin-roles#:~:text=There%20are%20four%20Teams%20admin,and%20Teams%20communications%20support%20engineer.
upvoted 5 times

ShaneGD 4 years, 3 months ago
the key word is "Several users report poor call quality" if it was 1 user then specialist will be ok but B is correct
upvoted 7 times

Caphispania 2 years, 5 months ago
You can review them one by one with specialist.

Remember: principle of least privilege
upvoted 3 times

hfpb010 Highly Voted 4 years, 7 months ago
Using the principle of least privilege the answer should be C I think
https://docs.microsoft.com/en-us/microsoftteams/using-admin-roles
upvoted 19 times

a4eee8f Most Recent 3 months, 2 weeks ago

Selected Answer: B

Specialist can see only one User.

upvoted 1 times

Komas1999 7 months, 3 weeks ago

Selected Answer: C

Least Privilege, Specialist is ok but with more minimal features added.

Both can see the report metrics this question appears a lot of time i see.

upvoted 1 times

papaaj 8 months, 1 week ago

Selected Answer: C

Reference - https://learn.microsoft.com/en-us/microsoftteams/using-admin-roles

upvoted 1 times

EsamiTopici 10 months, 4 weeks ago

Support Specialist can access only if he type the name of the user, I think here is Engineer

upvoted 2 times

kty 11 months, 2 weeks ago

Selected Answer: C

Teams Communications Support Engineer: Access, monitor, and troubleshoot tenant's call quality and reliability using data exposed in Call Quality Dashboard (CQD) down to the users who are impacted by poor call quality.

Teams Communications Support Specialist :Access, monitor, and troubleshoot tenant's call quality and reliability using data exposed in Call Quality Dashboard (CQD).

upvoted 1 times

Jaszinho 1 year, 3 months ago

Selected Answer: B

Engineer for All users, whereby C Specialist for specific users

upvoted 3 times

jwillams 1 year, 6 months ago

Selected Answer: C

To ensure the principle of least privilege, you should assign the role of "Teams Communications Support Specialist" to Admin5. This role allows Admin5 to review the call quality metrics of all users in the company, while still maintaining a restricted set of permissions. This role strikes a balance between granting the necessary access for troubleshooting and maintaining security by limiting administrative privileges.

upvoted 3 times

jwillams 1 year, 6 months ago

To ensure the principle of least privilege, you should assign the role of "Teams Communications Support Specialist" to Admin5. This role allows Admin5 to review the call quality metrics of all users in the company, while still maintaining a restricted set of permissions. This role strikes a balance between granting the necessary access for troubleshooting and maintaining security by limiting administrative privileges.

upvoted 1 times

Juan86 1 year, 7 months ago

I think should be B :

Teams Communications Support Engineer:"Access, monitor, and troubleshoot tenant's call quality and reliability using data exposed in Call Quality Dashboard (CQD) down to the users who are impacted by poor call quality."

upvoted 1 times

Testtest123 1 year, 5 months ago

The Teams Communications Support Engineer role provides the necessary permissions for troubleshooting and monitoring call quality metrics in Microsoft Teams. It allows the user to access and review call quality data without granting them excessive administrative control over the Teams environment. The Teams Communications Support Specialist has the permission to watch the call quality but not the call quality metrics. So, the answer is clearly C.

upvoted 1 times

Testtest123 1 year, 5 months ago

I meant B..

upvoted 4 times

JamesWilliams 1 year, 8 months ago

Selected Answer: C

C is correct.

The role you should assign to Admin5 is that of Teams Communications Support Specialist. This will allow him to review call quality metrics for all users, without granting him access to other administrative settings or functions. This follows the principle of least privilege, which states that users should have only the permissions necessary to perform their specific tasks.

upvoted 2 times

Ryuseishin 1 year, 8 months ago

Selected Answer: B

Although we want least privilege which would be C, The call quality issue is not reported by all so we would need to investigate at a user level. Support Engineer allows for that detail, so I would say B.

upvoted 2 times

chateneir 1 year, 9 months ago

Selected Answer: B

B is the correct answer. https://learn.microsoft.com/en-us/microsoftteams/using-admin-roles#:~:text=There%20are%20four%20Teams%20admin,and%20Teams%20communications%20support%20engineer.

Keyword is "all users" which cannot be don by "Teams Specialist" since it can only view per user

upvoted 1 times

Jagomsah 1 year, 9 months ago

Tricky question …..

Support engineer >> " Access, monitor, and troubleshoot tenant's call quality and reliability using data exposed in Call Quality Dashboard (CQD) down to the users who are impacted by poor call quality"

Support Specialist >> " Access, monitor, and troubleshoot tenant's call quality and reliability using data exposed in Call Quality Dashboard (CQD)."

So when the question says "…can review the CQD of all users at the company" would it be referred to particular users (B - Engineer) or in general (C - Specialist)?

Sorry to answer with a question !!!!

upvoted 2 times

geggio 1 year, 9 months ago

B

Troubleshoot communications issues within Teams by using advanced tools.

Teams Communications Support Engineer

upvoted 1 times

idioteque 1 year, 9 months ago

Selected Answer: B

The answer is B.

Specialist can see only one by one users while the Engineer can see all.

But with regards to the least principle. The Teams Communication Support Engineer has least privilege than Teams Administrator. So the answer is B.

upvoted 1 times

Question #38 *Topic 2*

Your company has a Microsoft 365 subscription that contains a team named Sales.
You need to recommend a solution to ensure that all guest users who are members of Sales receive an email message each year to verify that they want to remain in the team.
What should you include in the recommendation?

A. an identity provider

B. a Microsoft Outlook add-in

C. a communication compliance policy

D. an access review

Suggested Answer: *D*

Community vote distribution

D (100%)

Sbgani Highly Voted 1 year, 7 months ago

Selected Answer: D

Access Review

upvoted 8 times

fran10_96 Most Recent 8 months ago

Selected Answer: D

D. Correcto

upvoted 2 times

umair1297 1 year, 3 months ago

On exam 04-Mar-2022

upvoted 4 times

Question #39 *Topic 2*

Your company deploys a Quality of Service (QoS) solution to its network.
You recently deployed Microsoft Teams for all users. Each user uses a domain-joined computer that runs Windows 10.
The users report poor audio quality when they use Microsoft Teams from the network.
You discover that the media traffic from Microsoft Teams is NOT processed by the QoS solution.
You need to ensure that all the media traffic is processed by the QoS solution.
Which two actions should you perform? Each correct answer presents part of the solution.
NOTE: Each correct selection is worth one point.

A. From the Microsoft Teams admin center, set Insert Quality of Service (QoS) markers for real-time media traffic to On.

B. From the Microsoft Teams client, select a certified Microsoft Teams audio device.

C. From PowerShell, run the Set-CsQoEConfiguration cmdlet.

D. From Group Policy Management, create a Group Policy Object (GPO) that contains the Policy-based QoS settings, and then link the GPO to the domain.

E. From the Microsoft Teams admin center, turn on logging for the device configuration profile.

Suggested Answer: *AD*
Reference:
https://docs.microsoft.com/en-us/microsoftteams/qos-in-teams
https://docs.microsoft.com/en-us/microsoftteams/meeting-settings-in-teams

Community vote distribution
AD (100%)

vijayireddy Highly Voted 2 years, 2 months ago
A and D. Use GPO for Windows 10 machines and Configure Q0s in Meeting settings in teams Admin portal
upvoted 13 times

umair1297 Highly Voted 1 year, 3 months ago
On exam 04-Mar-2022
upvoted 6 times

Nokwai Most Recent 10 months, 1 week ago
Was on test on 22.08.2022
upvoted 4 times

certgreed 1 year, 5 months ago
Selected Answer: AD
correct answer is AD
upvoted 1 times

dodo_on_tour 1 year, 5 months ago
On Test 18.01.22
upvoted 4 times

HGD545 1 year, 7 months ago
On the test Nov, 12 2021
upvoted 5 times

badguytoo 2 years ago
yes, that's right. You have to turn on QoS in Teams admin center and apply Port Based Access Control list to identify and mark all packets.
upvoted 3 times

Brigiden 2 years, 2 months ago
Correct.
Meeting settings - Network - Insert Quality of Service (QoS) markers for real-time media traffic. And use GPO.
upvoted 2 times

Question #40 *Topic 2*

Note: This question is part of a series of questions that present the same scenario. Each question in the series contains a unique solution that might meet the stated goals. Some question sets might have more than one correct solution, while others might not have a correct solution.
After you answer a question in this section, you will NOT be able to return to it. As a result, these questions will not appear in the review screen.
Your company has a Microsoft 365 subscription.
You plan to configure the environment to allow external users to collaborate in Microsoft Teams by using guest access.
The company implements a new security policy that has the following requirements:
➩ Only guest users from specific domains must be allowed to connect to collaborate by using Microsoft Teams.
➩ Guest users must be prevented from inviting other guests.
You need to recommend a solution to meet the security policy requirements.
Solution: From PowerShell, you run the New-CSExternalAccessPolicy and Set-CSExternalAccessPolicy cmdlets.
Does this meet the goal?

A. Yes

B. No

Suggested Answer: *A*
Reference:
https://docs.microsoft.com/en-us/microsoftteams/turning-on-and-using-call-quality-dashboard

Community vote distribution
B (95%) 5%

J365 Highly Voted 2 years, 3 months ago
B. No is correct

Set-CsExternalAccessPolicy:

"Enables you to modify the properties of an existing external access policy. External access policies determine whether or not your users can: 1) communicate with users who have Session Initiation Protocol (SIP) accounts with a federated organization; 2) communicate with users who are using custom applications built with Azure Communication Services; 3) access Skype for Business Server over the Internet, without having to log on to your internal network; 4) communicate with users who have SIP accounts with a public instant messaging (IM) provider such as Skype; and, 5) communicate with people who are using Teams with an account that's not managed by an organization."

This cmdlet is not used to manage Guest User permissions.

These permissions are controlled through AAD -> External Collaboration
upvoted 14 times

MalikShaikh Most Recent 10 months ago
B is correct
upvoted 1 times

Jagomsah 1 year, 3 months ago
Selected Answer: B
Guest governance is not managed via Teams External Policy. More over, Guest Domain governance is done via Azure AD (External Identities) so PS commands shouldn't have "CS"
upvoted 3 times

klederson 1 year, 5 months ago
Selected Answer: B
guest users ?
upvoted 1 times

vijaycloudtech 1 year, 5 months ago
go with audience poll!. answer is B
upvoted 2 times

Alecks194 1 year, 6 months ago

Selected Answer: B

No is correct because the cmdlets are for external users not for guests

upvoted 1 times

EdServ 1 year, 6 months ago

Selected Answer: A

However the PowerShell commands are applied to Teams too (https://learn.microsoft.com/en-us/powershell/module/skype/new-csexternalaccesspolicy?view=skype-ps) and can be used to Create and Set external settings. Isn't the most cleaner way, but is a way

upvoted 1 times

alamsk 2 years, 4 months ago

Selected Answer: B

I would go for option B as New-CSExternalAccessPolicy command is used for modifying SFB/Online setting. Guest Invitation setting and allowing guest from specific domain (collaboration restriction) is controlled through Azure Active Directory .

upvoted 4 times

ExamMonadMonkey 2 years, 5 months ago

Selected Answer: B

I go with B. SfB is only a portion of Teams component and I think the question is pointing to a broader scenario that involves the tenant. Additionally Set-CsExternalAccessPolicy does not apply to SfB online or Teams.

upvoted 1 times

ExamMonadMonkey 2 years, 5 months ago

B. Is the correct answer. Allow or block invitations to B2B users from specific organizations power shell settings are here.
https://docs.microsoft.com/en-us/azure/active-directory/external-identities/allow-deny-list

upvoted 1 times

AADapson 2 years, 6 months ago

The answer is No, the Set-CsExternalAccessPolicy can will resolve issue of guest access domain. However, Set-CsExternalExternalAccessPolicy will not resolve guess access permission to invite guest users

upvoted 2 times

ExamMonadMonkey 2 years, 5 months ago

These Commands are not Team's related cmdlets.
Lync Server 2010, Lync Server 2013, Skype for Business Online, Skype for Business Server 2015, Skype for Business Server 2019

upvoted 1 times

rohitmedi 2 years, 6 months ago

Answer is NO

upvoted 1 times

bubu123 2 years, 6 months ago

Selected Answer: B

with set-csexternalaccesspolicy you cannot add domains

upvoted 1 times

dnnisp1 2 years, 6 months ago

Selected Answer: B

https://docs.microsoft.com/en-us/powershell/module/skype/new-csexternalaccesspolicy?view=skype-ps
https://docs.microsoft.com/en-us/powershell/module/skype/set-csexternalaccesspolicy?view=skype-ps

upvoted 2 times

dantistu 2 years, 6 months ago

Selected Answer: B

not all cmdlet

upvoted 1 times

LearnedBehavior 2 years, 6 months ago

Selected Answer: B

Pretty sure you cannot block domains or whitelist domains with this cmdlet.

upvoted 2 times

Wigzo 2 years, 7 months ago

I will go for B. this question came before and it was discussed that blocking/allowing domains can't be configured from here

upvoted 1 times

Question #41 *Topic 2*

HOTSPOT -

You have a Microsoft 365 subscription that uses Microsoft Teams.

You plan to deploy a Microsoft Teams display device.

You need to enable automatic provisioning.

Which type of resource account should you create, and what should you use to identify the device? To answer, select the appropriate options in the answer area.

NOTE: Each correct selection is worth one point.

Hot Area:

Answer Area

To identify the device, use:

- The IP address
- The device hash
- The hardware ID
- The device serial number
- The device MAC address

Create resource account type:

- Microsoft Teams resource account
- Microsoft 365 room resource account
- Microsoft Exchange Server equipment resource account

Suggested Answer:

Answer Area

To identify the device, use:

- The IP address
- The device hash
- The hardware ID
- The device serial number
- The device MAC address

Create resource account type:

- Microsoft Teams resource account
- Microsoft 365 room resource account
- Microsoft Exchange Server equipment resource account

Reference:

https://docs.microsoft.com/en-us/microsoftteams/devices/remote-provision-remote-login https://docs.microsoft.com/en-us/microsoftteams/devices/resource-account-ui

dodo_on_tour Highly Voted 2 years, 5 months ago

On Test 18.01.22

upvoted 7 times

Malkerian Highly Voted 2 years, 3 months ago

On Exam 28.02.22

upvoted 5 times

dvc Most Recent 1 year ago

On test 22.06.23

upvoted 4 times

ExamMonadMonkey 2 years, 5 months ago

Answer is correct. In Microsoft Teams, a resource account is required for each auto attendant or call queue. Resource accounts may also be assigned service telephone numbers. MS Exchange Sever**** does not apply to Teams. MS 365 room resource account is the only correct answer. MAC Address is Needed to identify the device.

upvoted 5 times

Shaowei 2 years, 6 months ago

Microsoft 365 resource accounts are mailbox and Teams accounts that are dedicated to specific resources, such as a room, projector, and so on. These resource accounts can automatically respond to meeting invites using rules you define when they're created.

upvoted 3 times

RichNZ 2 years, 6 months ago

Correct

upvoted 1 times

Question #42 *Topic 2*

You have a Microsoft 365 subscription.
You plan to implement Microsoft Teams.
You need to perform network quality and connectivity tests from an on-premises network to Microsoft 365 Online services by using the Network Testing
Companion.
You install the Network Testing Companion module on a local Windows 10 device.
Which additional software should you install to perform the tests?

A. Network Assessment Tool

B. Windows Performance Analyzer (WPA)

C. the Microsoft Teams desktop client

D. Windows Assessment Toolkit

Suggested Answer: *A*
Reference:
https://www.lync.se/2019/09/network-testing-companion/

Community vote distribution

dadageer Highly Voted 3 years, 3 months ago
Correct
upvoted 7 times

dodo_on_tour Highly Voted 2 years, 11 months ago
On Test 18.01.22
upvoted 6 times

shadowalker79 Most Recent 9 months, 4 weeks ago
Selected Answer: B
Windows Performance Analyzer is a powerful tool for analyzing system and network performance on Windows machines. It can be used to inspect network traffic and identify if QoS markings are present on the packets related to Microsoft Teams calls. By capturing and analyzing network traces, WPA can help confirm whether QoS policies are effectively applied to prioritize Microsoft Teams traffic.
upvoted 1 times

alamsk 2 years, 10 months ago
Selected Answer: A
Option A is correct Answer, you can download Skype for Business Network Assessment Tool which does connectivity test with Microsoft Teams.
https://www.microsoft.com/en-us/download/details.aspx?id=53885
upvoted 1 times

certgreed 2 years, 11 months ago
Selected Answer: A
correct answer is A
upvoted 1 times

ExamMonadMonkey 2 years, 11 months ago
The answer is correct - Microsoft Teams Network Assessment Tool provides the ability to perform a simple test of network performance and network connectivity to determine how well the network would perform for Microsoft Teams calls.
https://www.microsoft.com/en-us/download/details.aspx?id=103017
upvoted 3 times

banderas 3 years ago
Usually, you have to install the tool on 2 different PCs, which are located in different locations
upvoted 1 times

bubu123 3 years ago
is it still relevant in 2021?

upvoted 2 times

Tyffty 2 years, 12 months ago

I don't think so

upvoted 1 times

Question #43 *Topic 2*

Your company has a Microsoft 365 tenant that uses Microsoft Skype for Business Online.
All users connect to Skype for Business Online by using computers that run Windows 10.
You plan to upgrade all the users from Skype for Business Online to Microsoft Teams.
You need to ensure that the Microsoft Teams client is installed automatically on all the computers.
What should you do from the Teams admin center?

A. From the Messaging policies settings, modify the Global (Org-wide default) messaging policy.

B. From Org-wide settings, configure the Teams upgrade settings.

C. From Teams apps, add an App setup policy.

D. From the Teams policies settings, modify the Global (Org-wide default) Teams policy.

Suggested Answer: *B*

Community vote distribution

B (100%)

Davidchercm Highly Voted 2 years, 3 months ago
answer is correct : B : https://docs.microsoft.com/en-us/microsoftteams/setting-your-coexistence-and-upgrade-settings
upvoted 7 times

linmix Highly Voted 1 year, 4 months ago
Selected Answer: B
However, this option is no longer located under org wide settings as that has been deprecated. Instead it is now located in the Teams AC under Teams > Teams upgrade settings
upvoted 5 times

cadaver 11 months, 2 weeks ago
Agreed and confirmed in live tenant.
upvoted 2 times

Jagomsah Most Recent 9 months, 1 week ago
Selected Answer: B
Teams >> Teams upgrade Settings >> App preferences >> Download the Teams app in the background for Skype for Business users.
upvoted 1 times

Chief 1 year, 6 months ago
Will go for B: https://docs.microsoft.com/en-us/microsoftteams/setting-your-coexistence-and-upgrade-settings
upvoted 1 times

BenStokes 1 year, 7 months ago
Selected Answer: B
Answer B is correct since ONLY Windows computers are in question for Teams client automatic installation. The same is mentioned in - https://docs.microsoft.com/en-us/microsoftteams/setting-your-coexistence-and-upgrade-settings
If the requirement is Teams setup on Andrioid/iOS then Intune is the best option.
upvoted 2 times

certgreed 1 year, 11 months ago
Selected Answer: B
correct answer is B
upvoted 1 times

Wigzo 2 years, 1 month ago
I guess this settings can be updated only from Powershell as all newly configured tenants are already upgraded to teams
upvoted 1 times

Wigzo 2 years, 1 month ago
Where can I find this setting? Isn't Skype already retired ?
upvoted 1 times

junior6995 2 years, 8 months ago

Wait? Can I deploy Teams Client App installation from the Teams Portal???? App installation should be related to GPOs / Intune...

upvoted 1 times

lime568 2 years, 8 months ago

Just check the portal for: Download the Teams app in the background for Skype for Business users

upvoted 3 times

Unify 2 years, 8 months ago

C is the correct answer. Org-Wide Settings -> Teams upgrade -> App preferences -> Download the Teams app in the background for Skype for Business users.

upvoted 3 times

tototiti 2 years, 8 months ago

Your explanations are more like answer B, than answer C :) Surely a simple mistake.

B is good answer.

upvoted 12 times

Question #44 *Topic 2*

You have a Microsoft Office 365 subscription that contains a user named User1.
You need to ensure that User1 can view Analytics & reports in the Microsoft Teams admin center. The solution must use the principle of least privilege.
Which role should you assign to User1?

A. Groups administrator

B. Skype for Business administrator

C. Global reader

D. Reports reader

Suggested Answer: *B*
Reference:
https://docs.microsoft.com/en-us/microsoftteams/get-started-with-teams-monitor-usage-and-feedback

Community vote distribution

phuocnguyen Highly Voted 3 years, 9 months ago
B (SfB admin) is correct.
https://docs.microsoft.com/en-us/microsoftteams/get-started-with-teams-monitor-usage-and-feedback
This link mentioned "To view these reports, you must be a global admin in Microsoft 365 or Office 365, Teams service admin, or Skype for Business admin"
upvoted 18 times

stack120566 Highly Voted 2 years, 9 months ago
Skype for business is dead..
upvoted 16 times

correction Most Recent 3 months, 4 weeks ago
Selected Answer: C
Reports Reader
Users with this role can view usage reporting data and the reports dashboard in Microsoft 365 admin center and the adoption context pack in Fabric and Power BI. A user assigned to the Reports Reader role can access only relevant usage and adoption metrics. They don't have any admin permissions to configure settings or access the product-specific admin centers like Exchange.
https://learn.microsoft.com/en-us/entra/identity/role-based-access-control/permissions-reference#reports-reader

How to access the reports
To access the reports, you must be assigned one of the following roles:
Teams or Skype for Business administrator. (might be deprecated)
Global reader (only tenant-level aggregate and no per-user or team data).
https://learn.microsoft.com/en-us/microsoftteams/teams-analytics-and-reports/teams-reporting-reference#how-to-access-the-reports
upvoted 1 times

razit 4 months, 2 weeks ago
Selected Answer: C
B or c according to https://learn.microsoft.com/en-us/microsoftteams/teams-analytics-and-reports/teams-reporting-reference

So least privilege is C
upvoted 1 times

fr0do 5 months, 1 week ago
Selected Answer: C
To access the reports, you must be assigned one of the following roles:
Teams or Skype for Business administrator.
Global reader (only tenant-level aggregate and no per-user or team data).

Source: https://learn.microsoft.com/en-us/microsoftteams/teams-analytics-and-reports/teams-reporting-reference
upvoted 1 times

926b825 6 months, 1 week ago

Selected Answer: D

global reader would give you permissions to read all of Entra, definitely not least privilege. Not sure, why this would not be Reports reader.
upvoted 1 times

zenii89 10 months, 3 weeks ago

Selected Answer: D

To ensure that User1 can view Analytics & reports in the Microsoft Teams admin center while adhering to the principle of least privilege, you should assign User1 the D. Reports reader role.

The Reports reader role is specifically designed to give users read-only access to usage reports and analytics in the Microsoft 365 admin center and Teams admin center. This role allows User1 to view reports without granting broader administrative privileges that are not necessary for viewing analytics.
upvoted 1 times

r2c3po 1 year, 2 months ago

Selected Answer: D

Both options C (Global reader) and D (Reports reader) have their merits, and the choice depends on the specific requirements and desired level of access. Here's a summary:

- **Global reader (C)**: Provides access to tenant-level aggregate data without exposing per-user or per-team details. Suitable for general analytics and reports across the entire organization.
- **Reports reader (D)**: Specifically grants access to view Teams-related reports within the Microsoft Teams admin center. Focused on Teams usage and activity.

Considering your explanation, if broader analytics access is needed while still restricting per-user or per-team details, option D (Reports reader) would indeed be the better choice.
upvoted 1 times

papaaj 1 year, 2 months ago

Selected Answer: C

As per MS articles in 2024, it should be C - Global Reader.

Skype for buisness admin does not exists.
Report reader cannot access - Analytics report
Hence it should be global reader

Reference - https://learn.microsoft.com/en-us/microsoft-365/admin/add-users/about-admin-roles?view=o365-worldwide

https://learn.microsoft.com/en-us/microsoft-365/admin/add-users/about-admin-roles?view=o365-worldwide
upvoted 2 times

Heruith 1 year, 4 months ago

Selected Answer: D

The correct answer is D
upvoted 1 times

euraclidon 1 year, 4 months ago

Selected Answer: D

The correct answer is D. Among the choices, D represents the least privilege, and I confirmed this on my test tenant. I assigned the role using Entra ID, and the user now has access to analytics and reports.
upvoted 1 times

Jasonpogi 1 year, 5 months ago

I'll go with C as the correct answer. Keyword used "least privilige"

How to access the reports
To access the reports, you must be assigned one of the following roles:

Global administrator.
Teams or Skype for Business administrator.
Global reader (only tenant-level aggregate and no per-user or team data).

https://learn.microsoft.com/en-us/microsoftteams/teams-analytics-and-reports/teams-reporting-reference
upvoted 3 times

Atos 1 year, 5 months ago
Looks like C as least privilege is 'Global reader'.
(Question states that you only need to view analytics and reports.)
upvoted 1 times

syougun200x 1 year, 7 months ago
Selected Answer: C
Out of the page below.

https://learn.microsoft.com/en-us/microsoftteams/teams-analytics-and-reports/teams-reporting-reference

How to access the reports
To access the reports, you must be assigned one of the following roles:

Global administrator.
Teams or Skype for Business administrator.
Global reader (only tenant-level aggregate and no per-user or team data).
upvoted 2 times

spbantu 1 year, 7 months ago
Even the chat GPT says it should be report reader
upvoted 1 times

agnesmandriva 1 year, 10 months ago
Selected Answer: C
https://learn.microsoft.com/en-us/microsoftteams/teams-analytics-and-reports/teams-reporting-reference
upvoted 3 times

Mlportu 1 year, 10 months ago
is these one sure
upvoted 1 times

Question #45 *Topic 2*

Note: This question is part of a series of questions that present the same scenario. Each question in the series contains a unique solution that might meet the stated goals. Some question sets might have more than one correct solution, while others might not have a correct solution.
After you answer a question in this section, you will NOT be able to return to it. As a result, these questions will not appear in the review screen.
Your company has a Microsoft 365 subscription.
You need to prevent a user named User1 from permanently deleting private chats in Microsoft Teams.
Solution: You create an In-Place Hold for the Microsoft OneDrive for Business site of User1.
Does this meet the goal?

A. Yes

B. No

Suggested Answer: *B*
Private chats are stored in user mailboxes, not on OneDrive.

Community vote distribution
B (100%)

Zergio Highly Voted 1 year, 10 months ago
B
MS OneDrive for Business is used for private items/files/folders that might be shared via private chats, but the private chats themselves are stored in a user's Exchange mailbox.
upvoted 11 times

legendkiller Most Recent 9 months ago
Selected Answer: B
Private chats are stored in private mailboxes
upvoted 3 times

Chief 1 year ago
No, for me: Private chat is stored in private mailbox so it's in Exchange Online not OneDrive
upvoted 1 times

certgreed 1 year, 5 months ago
Selected Answer: B
correct answer is B
upvoted 1 times

ExamMonadMonkey 1 year, 5 months ago
Private chats are held in Azure Cosmos DB and are copied to user mailbox for retention and compliance. A litigation Hold on user's mailbox is needed.
https://docs.microsoft.com/en-us/answers/questions/121218/where-does-ms-teams-stores-our-1on1-conversations.html
upvoted 1 times

CharlieB 1 year, 8 months ago
Defo B - Needs mailbox
upvoted 2 times

TMW 2 years, 1 month ago
Taking a second look at this, this also would not prevent User1 from deleting anything, it would help the administrator prevent the chats from being deleted from the back end.
In Teams Admin Center, you could create a messaging policy, named user1, set the "delete sent messages" to off, and apply it to that user.
That would actually prevent the user from deleting, while not effecting anyone else.
Ans is no
upvoted 3 times

TMW 2 years, 1 month ago
https://docs.microsoft.com/en-us/microsoftteams/legal-hold
upvoted 2 times

FFakhour 2 years, 2 months ago

Private chat is stored in private mailbox so it's in Exchange Online not OneDrive

upvoted 4 times

BBatman 2 years, 2 months ago

Key words here are "for the MS OneDrive for Business" Hence answer is No (B)

upvoted 2 times

Question #46 *Topic 2*

Note: This question is part of a series of questions that present the same scenario. Each question in the series contains a unique solution that might meet the stated goals. Some question sets might have more than one correct solution, while others might not have a correct solution.
After you answer a question in this section, you will NOT be able to return to it. As a result, these questions will not appear in the review screen.
Your company has a Microsoft 365 subscription and a Virtual Desktop Infrastructure (VDI) solution.
The company's Microsoft Teams upgrade policy is set to Teams only coexistence mode.
You deploy the Microsoft Installer (MSI) package for Microsoft Teams to the VDI solution.
Several months later, users of the VDI solution report that their workstation is missing several new Microsoft Teams features.
You need to ensure that the VDI solution users can use the new Microsoft Teams features.
Solution: From the Microsoft Teams admin center, you modify the Microsoft Teams upgrade policy.
Does this meet the goal?

A. Yes

B. No

Suggested Answer: *B*
References:
https://docs.microsoft.com/en-us/microsoftteams/teams-client-update

Community vote distribution
B (100%)

TMW Highly Voted 2 years, 1 month ago
For VDI, the base image needs to be updated. Basically, the parent image, is used for several VDI machines, you can update the machines, and when they are rebooted, they revert to the parent image, which is why this answer is B.

"Teams clients on Virtual Desktop Infrastructure (VDI) aren't automatically updated the way that non-VDI Teams clients are. You have to update the VM image by installing a new MSI as described in the instructions to Install Teams on VDI. You must uninstall the current version to update to a newer version."

https://docs.microsoft.com/en-us/microsoftteams/teams-client-update#what-about-updates-to-teams-on-vdi
upvoted 16 times

dodo_on_tour Highly Voted 1 year, 5 months ago
On Test 18.01.22
upvoted 5 times

Chief Most Recent 1 year ago
Will go for B after reading: https://docs.microsoft.com/en-us/microsoftteams/teams-client-update#what-about-updates-to-teams-on-vdi
upvoted 1 times

certgreed 1 year, 5 months ago
Selected Answer: B
correct answer is B
upvoted 2 times

Question #47 *Topic 2*

Your company has a Microsoft 365 E5 subscription.
You enable guest access for Microsoft Teams.
You need to prevent all users from downloading and opening files that contain malware by using Microsoft Teams channels.
What should you do first?

A. From the Microsoft 365 Compliance admin center, create a data loss prevention (DLP) policy.

B. From the Azure Active Directory admin center, enable the End user protection baseline policy.

C. From the Microsoft 365 Compliance admin center, select Turn on Defender for Office 365 for SharePoint, OneDrive, and Microsoft Teams.

D. From the Azure Active Directory admin center, add an identity provider.

Suggested Answer: *C*

Community vote distribution

C (100%)

Eggsamine Highly Voted 2 years, 11 months ago
Repeat of question 33:
https://www.examtopics.com/exams/microsoft/ms-700/view/23/
upvoted 9 times

mymyazure Highly Voted 1 year, 7 months ago
Office 365 Advanced Threat Protection is renamed to Microsoft Defender for Office 365
upvoted 7 times

mymyazure 1 year, 7 months ago
Turn On Microsoft 365 Defender via Microsoft 365 security center: https://docs.microsoft.com/en-us/microsoft-365/security/defender/m365d-enable?view=o365-worldwide
upvoted 1 times

Shinolgarashi Most Recent 7 months ago
Seikai wa ei desu: C
upvoted 1 times

certgreed 1 year, 5 months ago
Selected Answer: C
correct answer is C
upvoted 2 times

HGD545 1 year, 7 months ago
On the test Nov, 12 2021
upvoted 2 times

BenStokes 1 year, 1 month ago
Bot spotted again with different fake ID
upvoted 2 times

Tyffty 1 year, 8 months ago
Isn't this turned on in Security admin center not compliance?
upvoted 1 times

Zergio 1 year, 10 months ago
C
However, the answer is not 100% correct, at least now. Microsoft 365 compliance does not provide access to Threat management console. You should use Office 365 Security & Compliance instead.
Microsoft 365 admin center > Security > LogIn into > Office 365 Security & Compliance > Threat Management > Policy > Safe Attachments > Create (Safe Attachments policy)
upvoted 6 times

aragorn9 1 year, 10 months ago

Why do we have the option of ATP when it is MS365 Defender?

upvoted 2 times

zaki1 2 years, 7 months ago

correct

upvoted 2 times

HakimDZ 2 years, 8 months ago

Correct answer ,and yes it's a repeated Question

upvoted 4 times

Question #48 *Topic 2*

DRAG DROP -

Your company has a Microsoft Office 365 subscription.

The company has the administrators and the security requirements shown in the following table.

Administrator name	Requirement
Admin5	Review call analytics for individual users.
Admin6	Manage meeting settings.
Admin7	Publish Microsoft Teams apps to the company store.

You need to assign a role to each administrator to ensure that the administrators can meet the security requirements by using the Microsoft Teams admin center.

The solution must use the principle of least privilege.

Which role should you assign to each administrator? To answer, drag the appropriate roles to the correct users. Each role may be used once, more than once, or not at all. You may need to drag the split bar between panes or scroll to view content.

NOTE: Each correct selection is worth one point.

Select and Place:

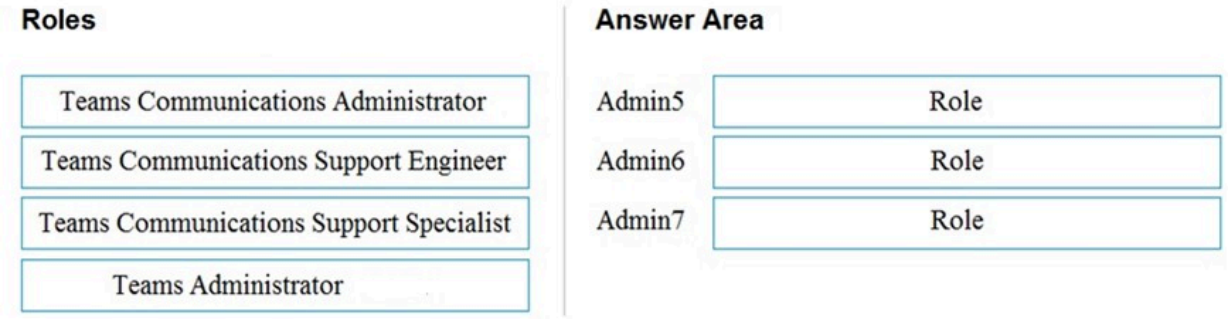

Suggested Answer:

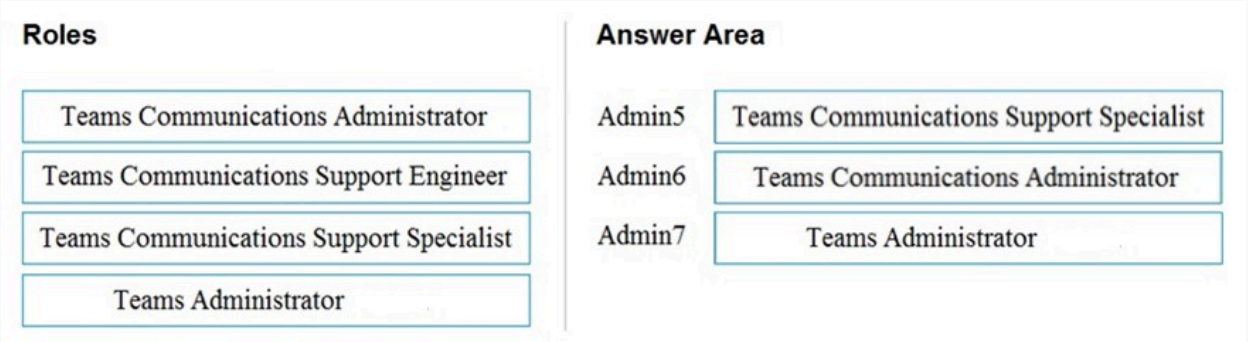

Reference:

https://docs.microsoft.com/en-us/microsoftteams/using-admin-roles

emilianogalati Highly Voted 2 years, 6 months ago

I would say:

- Support Engineer
- Communication Admin
- Teams Admin

upvoted 52 times

L33D 2 years, 4 months ago

https://docs.microsoft.com/en-us/microsoftteams/using-admin-roles#teams-roles-and-capabilities

I agree

upvoted 4 times

BenStokes 1 year, 7 months ago

The correct answer is

- Support specialist
- Communication Admin
- Teams Admin

The reason why first option is "Specialist" instead of "Engineer" is the specialist role is having least priviledge than engineer. Ref # https://docs.microsoft.com/en-us/microsoftteams/using-admin-roles#teams-roles-and-capabilities
upvoted 19 times

Eltanany 1 year, 2 months ago
Correct!
Support specialist; Access user profile page for troubleshooting calls in Call Analytics. Can only view user information for the specific user being searched for
upvoted 3 times

PESTER 1 year ago
I thought that the specialist cannot see metrics ?
upvoted 2 times

Ricky9176 Highly Voted 2 years, 5 months ago
they have mentioned least privilege mode so probably the answer is correct
SPecialist
Comm Admin
Team admin
upvoted 18 times

L33D 2 years, 4 months ago
https://docs.microsoft.com/en-us/microsoftteams/using-admin-roles#teams-roles-and-capabilities

Access, monitor, and troubleshoot tenant's call quality and reliability using data exposed in Call Quality Dashboard (CQD) down to the ***users*** who are impacted by poor call quality.
upvoted 2 times

jodtzz 1 year, 11 months ago
L33D is correct but forgot to specify that this is the definition for Support ENGINEER.
upvoted 3 times

MK247 Most Recent 8 months ago
On test 28.04.2023 (I'm not a bot you can trust me :D) - Go for the high upvoted answers in discussion :)
upvoted 7 times

prabhjot 1 year ago
The ans is surely correct -https://learn.microsoft.com/en-us/training/modules/plan-deploy-microsoft-teams/2-designate-teams-admin-roles
1) Support Specialist
2) Communication Admin
3) Teams Admin
upvoted 2 times

Nokwai 1 year, 4 months ago
Was on test on 22.08.2022
upvoted 4 times

TKhan2021 1 year, 7 months ago
An engineer can see call analytics for all users and a specialist can do it for individual users. So, the answer is correct
Specialist
Comm Admin
Team Admim
upvoted 4 times

Tybor 1 year, 9 months ago
On Test 29.03.22
upvoted 4 times

hufflepuff 1 year, 11 months ago
Teams communications support specialist - limited view of per-user call analytics

Give permission to support and helpdesk staff
As the Teams admin, you have full access to call analytics information for all users. We've created some specialized Azure Active Directory roles that you can assign to support staff and helpdesk agents so they can also access per-user call analytics (without having access to the rest of the Teams admin center). Assign the Teams communications support specialist role to users who should have a limited view of per-user call analytics (Tier 1

support). Assign the Teams communications support engineer role to users who need full access to per-user call analytics (Tier 2 support). Neither role has access to the rest of the Teams admin center.

https://docs.microsoft.com/en-us/microsoftteams/set-up-call-analytics
upvoted 1 times

hufflepuff 1 year, 11 months ago
The Teams communications support specialist (Tier 1 support) handles basic call-quality problems. They don't investigate issues with meetings. Instead, they collect related information and then escalate to a Teams communications support engineer.

The Teams communications support engineer (Tier 2 support) sees information in detailed call logs that are hidden from the Teams communications support specialist. The table below lists the information available to each Teams communication support role.
upvoted 2 times

dodo_on_tour 1 year, 11 months ago
On Test 18.01.22
upvoted 4 times

Isa806 1 year, 11 months ago
Did you choose Supp. Engineer or Specialist? ;-)
upvoted 1 times

Jared144 2 years ago
Answer is correct - Least Privilege. In the Microsoft document it specifically says Call Analytics are accessible for troubleshooting with a Specialist role, Engineer not needed - "Access user profile page for troubleshooting calls in Call Analytics. Can only view user information for the specific user being searched for.2"
upvoted 3 times

Wigzo 2 years ago
This is kinda tricky support engineer or sepcialist .. well I might be back to specialist as he is talking about individual users does he mean that must be done one by one or many individual users at the same time .... well tricky one
upvoted 1 times

Wigzo 2 years, 1 month ago
Teams Communications Support Engineer

View user profile page and troubleshoot user call quality problems using advanced troubleshooting toolset.

Teams Communications Support Specialist

Access user profile page for troubleshooting calls in Call Analytics. Can only view user information for the specific user being searched for.2
upvoted 3 times

ANDREVOX 2 years, 1 month ago
Note that the question state that "The solution must use the principle of least privilege."
1.)Teams Communications Support Specialist - Will be suffice for troubleshooting calls in Call Analytics.
2.)Teams Communications Administrator - Manage meetings, including meeting policies, configurations, and conference bridges.
3.)Teams Administrator - Only the Teams Administrator can Publish apps to the tenant app catalog in the Microsoft Teams admin center.

https://docs.microsoft.com/en-us/microsoftteams/using-admin-roles#teams-roles-and-capabilities
upvoted 8 times

mitsios96 2 years, 4 months ago
- Support Engineer
- Communication Admin
- Teams Admin

Support Engineer (which has a debate): Because they need to see call quality down to individual users, please refer to this:
https://docs.microsoft.com/en-us/microsoftteams/using-admin-roles#teams-roles-and-capabilities

Teams Communications Support Engineer

View user profile page and troubleshoot user call quality problems using advanced troubleshooting toolset.

Access, monitor, and troubleshoot tenant's call quality and reliability using data exposed in Call Quality Dashboard (CQD) down to the users who are impacted by poor call quality.

upvoted 2 times

jaydal 2 years, 4 months ago

Teams Communications Support Specialist - Access user profile page for troubleshooting calls in Call Analytics. Can only view user information for the specific user being searched for.

upvoted 6 times

snag12 2 years, 5 months ago

Per https://docs.microsoft.com/en-us/microsoftteams/set-up-call-analytics it says

"Assign the Teams communications support specialist role to users who should have a limited view of per-user call analytics (Tier 1 support). Assign the Teams communications support engineer role to users who need full access to per-user call analytics (Tier 2 support)." The question asks for least privilege. We don't know how much depth you need but if it's less insight then yes specialist is correct.

upvoted 2 times

Dowlola 2 years, 5 months ago

https://docs.microsoft.com/en-us/microsoftteams/set-up-call-analytics

upvoted 1 times

Question #49 *Topic 2*

HOTSPOT -

Your company plans to upgrade to Microsoft Teams from Microsoft Skype for Business Online. The org-wide coexistence mode for Microsoft Teams is set to

Teams Only.

The company has a user named User1.

You need to implement a migration solution that meets the following requirements:

➪ User1 must be able to chat and create meetings by using Skype for Business only.

➪ User1 must be able to read and post messages by using Microsoft Teams channels.

How should you complete the PowerShell command? To answer, select the appropriate options in the answer area.

NOTE: Each correct selection is worth one point.

Hot Area:

Answer Area

[ ] -PolicyName [ ]

- Grant-CsClientPolicy
- Grant-CsTeamsUpgradePolicy
- Move-CsLegacyUser

- Islands
- SfBOnly
- SfBWithTeamsCollab
- SfBWithTeamsCollabAndMeetings
- UpgradeToTeams

-Identity [ ]

- User1
- All

Suggested Answer:

Answer Area

[ ] -PolicyName [ ]

- Grant-CsClientPolicy
- Grant-CsTeamsUpgradePolicy
- Move-CsLegacyUser

- Islands
- SfBOnly
- SfBWithTeamsCollab
- SfBWithTeamsCollabAndMeetings
- UpgradeToTeams

-Identity [ ]

- User1
- All

Reference:

https://docs.microsoft.com/en-us/powershell/module/skype/grant-csteamsupgradepolicy?view=skype-ps

umair1297 Highly Voted 9 months, 4 weeks ago

On exam 04-Mar-2022

upvoted 6 times

Tyffty Highly Voted 1 year, 2 months ago

This is correct. At first it didn't seem right, but SfBWithTeamsCollab will allow user to post messages in team channels, but private chat is disabled. As per the question, Users needs to post messages in team channels

upvoted 6 times

Malkerian Most Recent 10 months ago

On Exam 28.02.22

upvoted 4 times

chan2013 1 year, 7 months ago

SfBWithTeamsCollab is correct as the user need to use team for collaboration to read and post a message and rest is done by SfB

upvoted 5 times

TMW 1 year, 7 months ago

➪ User1 must be able to chat and create meetings by using Skype for Business only.

➪ User1 must be able to read and post messages by using Microsoft Teams channels. (***must be able to chat still using Teams as well as SfB)

Options:
Islands - Default configuration. Allows a single user to evaluate both clients side by side. Chats and calls can land in either client, so users must always run both clients.

SfBOnly - Calling, chat functionality and meeting scheduling in the Teams app are disabled.

SfBWithTeamsCollab - Calling, chat functionality and meeting scheduling in the Teams app are disabled.

SfBWithTeamsCollabAndMeetings - Calling and chat functionality in the Teams app are disabled.

UpgradeToTeams - Use this mode to upgrade users to Teams and to prevent chat, calling, and meeting scheduling in Skype for Business.

I think the answer is actually "Islands"
upvoted 3 times

adrianbs_ 1 year, 7 months ago
✏ User1 must be able to chat and create meetings by using Skype for Business only.

"Only". In Islands the user "evaluate both clients side by side"
upvoted 5 times

whatEver666 1 year, 8 months ago
Correct
upvoted 1 times

Question #50 *Topic 2*

You plan to deploy Microsoft Teams to a remote location.
You perform a network readiness assessment for Microsoft Teams by using the Network Testing Companion.
Which two tests are included in the assessment? Each correct answer presents part of the solution.
NOTE: Each correct selection is worth one point.

A. trace route information

B. video quality tests

C. open and blocked ports

D. audio quality tests

E. Quality of Service (QoS) validation

Suggested Answer: *CD*
Reference:
https://ucstatus.com/2019/05/10/hands-on-with-the-skype-for-business-microsoft-teams-network-testing-companion/

Community vote distribution



r2c3po 8 months, 1 week ago
The Network Testing Companion includes the following two tests as part of the network readiness assessment for Microsoft Teams:

Video quality tests (B): These tests evaluate the performance and quality of video calls within Microsoft Teams. They assess factors such as latency, jitter, and packet loss to ensure optimal video communication.

Audio quality tests (D): Similar to video quality tests, audio quality tests focus on evaluating the performance and clarity of audio calls in Teams. They help identify any issues related to call quality, such as echo, distortion, or dropped audio.
upvoted 2 times

e635466 1 year, 6 months ago
Selected Answer: CD
Answer: C/D
https://www.lync.se/2019/09/network-testing-companion/
upvoted 3 times

jwillams 1 year, 6 months ago
Selected Answer: CE
The two tests included in the network readiness assessment for Microsoft Teams using the Network Testing Companion are:

C. Open and blocked ports: This test checks whether the necessary ports required for Microsoft Teams are open and accessible or if they are blocked, which could hinder the proper functioning of the application.

E. Quality of Service (QoS) validation: This test assesses the Quality of Service settings on the network to ensure that Microsoft Teams can deliver a reliable and high-quality audio and vídeo experience.
upvoted 2 times

Jagomsah 1 year, 9 months ago
Selected Answer: CD
Right, Connectivity firstly and then the Audio Quality Test
upvoted 1 times

codeaktivist 1 year, 11 months ago
A. trace route information
B. video quality tests

The Network Testing Companion for Microsoft Teams includes two tests that are used to assess network readiness for deploying Teams:

A. trace route information: This test provides information on the route that network traffic takes between the user's device and the Teams service. This information can be used to identify network bottlenecks and other issues that could affect performance.

B. video quality tests: This test measures the quality of the video feed that is received by the user's device. This includes factors such as frame rate, resolution, and packet loss.

It's important to note that options C, D and E are not included in the assessment, Open and blocked ports are related to network security, audio quality tests are related to the audio quality in calls, and Quality of Service (QoS) validation is related to network traffic prioritization.
... ChatGPT said
upvoted 3 times

MRLearner 1 year, 10 months ago
>ChatGPT

Bro, seriously?
upvoted 16 times

certgreed 2 years, 11 months ago
Selected Answer: CD
correct answer is CD
upvoted 1 times

banderas 3 years ago
Answer is correct...just used the tool...video is not supported
upvoted 4 times

Shaowei 3 years ago
why video quality tests is not needed?
upvoted 2 times

Wigzo 3 years, 1 month ago
Tyffty - I guess yes nothing in new teams tenant is called network testing companion, I have only head of the network assessment tool
upvoted 1 times

Tyffty 3 years, 2 months ago
Wasn't this tool replaced with network assessment tool?
upvoted 4 times

nick68 2 years, 8 months ago
No, you need to install the Network Assessment Tool to use the Network Testing Companion. By the way, this dependency is something another question asks about.
upvoted 3 times

Question #51 *Topic 2*

Your company has a Microsoft 365 subscription.
When making voice calls from Microsoft Teams, users report poor call quality at specific times of the day.
You need to verify whether Quality of Service (QoS) is being applied to the calls.
What should you use?

A. the Microsoft Teams client

B. Microsoft Call Quality Dashboard

C. Network Testing Companion

D. Network Monitor

Suggested Answer: *D*
References:
https://docs.microsoft.com/en-us/microsoftteams/qos-in-teams#validate-the-qos-implementation

Community vote distribution



1337Troll Highly Voted 4 years, 4 months ago
Answer is definitely D, also documented here: https://docs.microsoft.com/en-us/microsoftteams/qos-in-teams#validate-your-qos-implementation
CQD is mentioned there only for helping too decide if the port rannge needs to be adjusted.
upvoted 15 times

Eggsamine Highly Voted 4 years, 5 months ago
Repeat of question 34:
https://www.examtopics.com/exams/microsoft/ms-700/view/23/
upvoted 7 times

TMW 3 years, 7 months ago
Not any more.
upvoted 6 times

spektrum1988 Most Recent 9 months, 1 week ago
I think the keywords in the question are "specific times of the day"
AI answer is.

To verify whether Quality of Service (QoS) is being applied to the calls, you should use B. Microsoft Call Quality Dashboard. This tool provides rich set of reports, including call quality at different times of the day, and can help you troubleshoot call quality issues in Microsoft Teams. It also allows you to check if QoS policies are being applied correctly. The other options are not specifically designed for this purpose. The Microsoft Teams client (A) is the application used for making the calls, Network Testing Companion © is used for testing network performance, and Network Monitor (D) is a protocol analyzer. None of these provide the specific QoS information that the Call Quality Dashboard does.
upvoted 1 times

jwillams 1 year, 6 months ago
Selected Answer: C
To verify whether Quality of Service (QoS) is being applied to the voice calls made from Microsoft Teams, you should use option C, Network Testing Companion. This tool allows you to assess the network conditions and test the connection quality specifically for Microsoft Teams. By using Network Testing Companion, you can analyze the network performance, including metrics like latency, jitter, and packet loss, which can affect call quality. It will help you determine if QoS is being applied correctly and identify any network issues that may be causing poor call quality at specific times of the day.
upvoted 2 times

JamesWilliams 1 year, 8 months ago
Selected Answer: B
B. Microsoft's Call Quality Dashboard.

The Microsoft Call Quality Dashboard (CQD) is a tool that provides detailed information about the quality of voice and video calls in Microsoft Teams. It allows administrators to analyze bandwidth, packet loss, delay, and other metrics to identify call quality issues and take steps to resolve them.

upvoted 6 times

mjarroyo 1 year, 8 months ago

Selected Answer: B

The correct answer is B. Microsoft Call Quality Dashboard.

To verify whether Quality of Service (QoS) is being applied to the calls, you can use the Microsoft Call Quality Dashboard. This dashboard provides insights into the call quality of Microsoft Teams and Skype for Business calls, including information on call reliability, network performance, and call quality issues.

upvoted 2 times

Ryuseishin 1 year, 8 months ago

Selected Answer: D

You can not see DCSP mark on CDQ. This can only be done with a network monitoring tool at both ends of the call. You may have configured QoS within Teams but if there is a packet shaper at either end, the DCSP marker may be removed and CDQ will not show this.

upvoted 1 times

idioteque 1 year, 9 months ago

The answer is D.

Guaranteed.

upvoted 1 times

robcon 1 year, 11 months ago

Selected Answer: B

It's B. D is outdated

upvoted 4 times

Timmy3000 2 years, 1 month ago

Selected Answer: B

https://docs.microsoft.com/en-us/microsoftteams/monitor-call-quality-qos

upvoted 2 times

Bipsy 2 years, 4 months ago

Answer is B . https://docs.microsoft.com/en-us/microsoftteams/monitor-call-quality-qos

Call Quality Dashboard (CQD) gives you a network-wide view of call quality across your organization. Use CQD information to help you identify and fix problems. First, Set up CQD. Then read Manage call and meeting quality in Teams.

upvoted 2 times

WS_21 2 years, 5 months ago

Selected Answer: B

https://docs.microsoft.com/en-us/learn/modules/plan-configure-network-settings-for-microsoft-teams/05-implement-quality-service

Validate the QoS implementation
For the QoS to be effective, the DSCP value set by the Group Policy object needs to be present at both ends of a call. By analyzing the traffic generated by the Teams client, you can verify if the DSCP value has not changed or been stripped out when the Teams workload traffic traverses moves through the network. It is also recommended that you use the Call Analytics and Call Quality Dashboard for evaluating your changes.

Network Monitor is the archived protocol analyzer and is no longer under development
https://docs.microsoft.com/en-us/windows/client-management/troubleshoot-tcpip-netmon

upvoted 1 times

linmix 2 years, 4 months ago

Read again carefully: the Call quality dashboard is an additional tool, but not the main method of checking. What is described requires a network monitor tool.
The link you provide to the article informing Network Monitor has been deprecated specifically suggest "using another, non-Microsoft network protocol analyzer tool".

upvoted 4 times

carbon337 2 years, 7 months ago

Question should say "a network monitor" in my opinion. Network Monitor sounds like an embedded tool such as CQD etc

upvoted 1 times

BenStokes 2 years, 7 months ago

Selected Answer: D

Correct answer is D - Network monitor

Justification - I have used this tool extensively to verify DSCP values against the posrt range for audio, video and application sharing set in QoS. The network monitor tool needs to be run at client and server level (in case of on-prem but not possible in Teams :P) Hope this is a clear answer

upvoted 3 times

Tyffty 3 years, 1 month ago

Selected Answer: D

Only a network monitor that can inspect the packet will show if the QoS marking is applied

upvoted 5 times

sha1979 3 years, 2 months ago

Answer is correct

Validate the QoS implementation

For the QoS to be effective, the DSCP value set by the Group Policy object needs to be present at both ends of a call. By analyzing the traffic generated by the Teams client, you can verify if the DSCP value has not changed or been stripped out when the Teams workload traffic traverses moves through the network. It is also recommended that you use the Call Analytics and Call Quality Dashboard for evaluating your changes.

upvoted 1 times

TMW 3 years, 6 months ago

https://docs.microsoft.com/en-us/troubleshoot/windows-server/networking/network-monitor-3

upvoted 1 times

Question #52 *Topic 2*

Your company has 200 users.
You plan to upgrade all the users from Microsoft Skype for Business Online to Microsoft Teams. Phone System with Teams must be enabled for all users.
You need to recommend a coexistence mode for the Microsoft Teams upgrade policy.
Which mode should you recommend?

A. Skype for Business with Teams collaboration

B. Islands

C. Teams only

D. Skype for Business with Teams collaboration and meetings

Suggested Answer: *C*
Reference:
https://docs.microsoft.com/en-us/microsoftteams/cloud-voice-landing-page

Community vote distribution



discussting Highly Voted 3 years, 2 months ago
"Using Phone System with Teams is only supported when the user is in TeamsOnly mode."

Source: https://docs.microsoft.com/en-us/microsoftteams/cloud-voice-landing-page
upvoted 15 times

ges007 Highly Voted 3 years, 1 month ago
For an organization that is upgrading to Teams, the ultimate goal is to move all users to TeamsOnly mode. Using Phone System with Teams is only supported when the user is in TeamsOnly mode.
upvoted 9 times

mjstonesr Most Recent 7 months ago
Using Teams Phone is only supported when the user is in TeamsOnly mode.
https://learn.microsoft.com/en-us/microsoftteams/cloud-voice-landing-page#migrate-your-existing-voice-solution-to-teams
upvoted 1 times

Heruith 10 months ago
Selected Answer: B
Island mode: "Default configuration. Allows a single user to evaluate both clients side by side. Chats and calls can land in either client, so users must always run both clients." Source: https://learn.microsoft.com/en-us/powershell/module/skype/grant-csteamsupgradepolicy?view=skype-ps
upvoted 1 times

Kman72 2 years, 1 month ago
I suspect a bogus question that is missing information as to where they want meetings hosted. Islands and Teams Only aren't Co-existance modes, and you can apply Phone System to accounts well in advance, and should, of migrating users to Teams Only.
upvoted 2 times

certgreed 2 years, 11 months ago
Selected Answer: C
correct answer is C
upvoted 2 times

dadageer 3 years, 3 months ago
Correct!
upvoted 2 times

Question #53 *Topic 2*

Note: This question is part of a series of questions that present the same scenario. Each question in the series contains a unique solution that might meet the stated goals. Some question sets might have more than one correct solution, while others might not have a correct solution.
After you answer a question in this section, you will NOT be able to return to it. As a result, these questions will not appear in the review screen.
Your company has a Microsoft 365 subscription that uses an Azure Active Directory (Azure AD) tenant named contoso.com.
You need to prevent guest users in the tenant from using cameras during Microsoft Teams meetings.
Solution: From Microsoft Teams admin center, you modify the Guest access settings.
Does this meet the goal?

A. Yes

B. No

Suggested Answer: *A*
Guest access in Teams allows people outside you organization to access teams and channels. When you turn on Guest Access, you can turn on or off features guests users can or can't use.
Reference:
https://docs.microsoft.com/en-us/microsoftteams/set-up-guests

Community vote distribution



bingomutant Highly Voted 4 years, 2 months ago
yeah allow ip video is in TAC > Guest Users...
upvoted 14 times

correction Most Recent 3 months, 4 weeks ago
Selected Answer: A
Answer is A -- Guest access setting --> Video conferencing - Turn this setting On or off to allow guests to use video in their calls and meetings.
upvoted 1 times

infopmlync 4 months, 2 weeks ago
Selected Answer: B
Anwser is No. Guest access --> Video conferencing - Turn this setting On or off to allow guests to use video in their calls and meetings.
upvoted 1 times

JoskeVr 11 months, 3 weeks ago
Selected Answer: A
A is correct. Guest Access -> Meeting -> Video conferencing (turn it off)
upvoted 1 times

r2c3po 1 year, 2 months ago
Selected Answer: B
No, modifying the Guest access settings in the Microsoft Teams admin center won't specifically allow you to prevent guest users from using cameras during Teams meetings. The Guest access settings primarily control the overall permissions and capabilities of guest users within the Teams environment, such as their ability to create and manage teams, channels, and chat.

To achieve the goal of preventing guest users from using cameras during Teams meetings, you would need to utilize more granular settings or policies. In this case, you can achieve this goal by using Microsoft 365 or Azure Active Directory policies.

One possible solution could involve creating a Teams meeting policy that applies specifically to guest users and restricts their ability to use cameras. You can then assign this policy to guest users in Azure Active Directory.
upvoted 1 times

Vic_W 3 years ago
Selected Answer: A
correct
upvoted 2 times

certgreed 3 years, 5 months ago

Selected Answer: A

correct answer is A

upvoted 2 times

TMW 4 years ago

Org-wide settings, guest access, turn off the IP video

upvoted 3 times

Question #54 *Topic 2*

HOTSPOT -

You have a Microsoft 365 subscription that contains the users shown in the following table.

Name	Role
User1	Teams Administrator
User2	Teams Communications Administrator
User3	**None**

In Microsoft Teams, User3 creates a new team named Team1.

User1 configures the Groups Expiration settings as shown in the following exhibit.

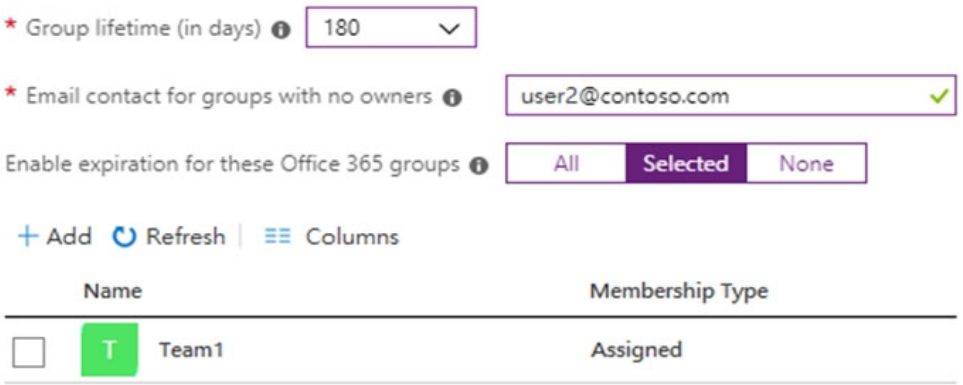

For each of the following statements, select Yes if the statement is true. Otherwise, select No.

NOTE: Each correct selection is worth one point.

Hot Area:

Answer Area

Statements	Yes	No
User1 will receive a renewal notification 180 days before Team1 is due to expire.	○	○
User2 can renew Team1 before the team expires.	○	○
User3 will receive a renewal notification 30 days before Team1 is due to expire.	○	○

Suggested Answer:

Answer Area

Statements	Yes	No
User1 will receive a renewal notification 180 days before Team1 is due to expire.	○	○
User2 can renew Team1 before the team expires.	○	○
User3 will receive a renewal notification 30 days before Team1 is due to expire.	○	○

Reference:

https://docs.microsoft.com/en-us/microsoftteams/team-expiration-renewal https://docs.microsoft.com/en-us/microsoft-365/solutions/microsoft-365-groups-expiration-policy?view=o365-worldwide-skype

mac_ms Highly Voted 1 year, 10 months ago

Correct. No, No, Yes. User 3 will get the renewal notification, as they created the Team they are the Team1 owner.

upvoted 12 times

Krish1610 Highly Voted 9 months ago

On exam March 2023

upvoted 9 times

Angry_Beaver Most Recent 8 months, 2 weeks ago

Jim Trott from the Vicar of Dibley confirmed that these answers are correct

upvoted 4 times

sabin001 9 months, 1 week ago

30 days before the group expires, the group owners (or the email addresses that you specified for groups that don't have an owner) will receive an email allowing them to easily renew the group. If they don't renew it, they'll receive another renewal email 15 days before expiration. If they still haven't renewed it, they will receive one more email notification the day before expiration.

upvoted 6 times

umair1297 1 year, 9 months ago

On exam 04-Mar-2022

upvoted 4 times

Jared144 2 years ago

No, No, Yes - Answer is Correct

upvoted 4 times

HGD545 2 years, 1 month ago

On the test Nov, 12 2021

upvoted 6 times

shadad 2 years, 2 months ago

only the Owner can do that.

upvoted 4 times

dadageer 2 years, 3 months ago

Correct

upvoted 3 times

Question #55 *Topic 2*

Note: This question is part of a series of questions that present the same scenario. Each question in the series contains a unique solution that might meet the stated goals. Some question sets might have more than one correct solution, while others might not have a correct solution.
After you answer a question in this section, you will NOT be able to return to it. As a result, these questions will not appear in the review screen.
Your company has a Microsoft 365 subscription that uses an Azure Active Directory (Azure AD) tenant named contoso.com.
You need to prevent guest users in the tenant from using cameras during Microsoft Teams meetings.
Solution: From Microsoft Teams admin center, you modify the External sharing settings.
Does this meet the goal?

A. Yes

B. No

Suggested Answer: *B*
Guest access in Teams allows people outside you organization to access teams and channels. When you turn on Guest Access, you can turn on or off features guests users can or can't use.
Reference:
https://docs.microsoft.com/en-us/microsoftteams/set-up-guests

Community vote distribution

B (100%)

bingomutant Highly Voted 4 years, 2 months ago
You modify Guest Access in TAC not External Access or sharing - > Org-Wide Settings > Guest Access > Allow ip video > ON
upvoted 13 times

JoskeVr Most Recent 11 months, 3 weeks ago
Selected Answer: B
There is no such thing as External Sharing in the TAC., Or you have External Access or You have Guest access. The correct location to do this is the Guest Access tab in the Teams Admin Center.
upvoted 1 times

certgreed 3 years, 5 months ago
Selected Answer: B
correct answer is B
upvoted 4 times

shocdp 4 years ago
Duplicate question. Same as question #5
upvoted 4 times

bingomutant 4 years, 2 months ago
I mean OFF :) default is ON so need to modify that
upvoted 1 times

Question #56 *Topic 2*

You have a Microsoft 365 subscription and an on-premises Active Directory domain that syncs by using Azure AD Connect.
You need to change the Membership type of a group from Assigned (static) to Dynamic User.
What should you use?

A. Active Directory Users and Computers

B. the Microsoft Teams client

C. the Azure Active Directory admin center

D. the Microsoft Teams admin center

Suggested Answer: *C*

Community vote distribution

C (100%)

Mert_kerna Highly Voted 1 year, 9 months ago
This IS correct. to make this change in Azure AD admin center, click on the group, then properties, and toggle the membership type from Assigned to Dynamic user. This group would have been initially created in Microsoft 365 admin center with the Microsoft 365 group type.
It is only modified in AAD with the membership type settings.
upvoted 8 times

ann0ysum0 Highly Voted 2 years, 1 month ago
Remember that for Dynamic Membership you require an AAD P1 license. That means the configuration of Dynamic Membership is an AAD thing, not an on premise AD thing.
upvoted 6 times

ShinoIgarashi Most Recent 7 months, 3 weeks ago
Answer C is correct. This is done in Azure AD.
Don't let the Azure AD Connect (AD sync) confuse you.
upvoted 3 times

Whotaki 11 months, 1 week ago
definitely answer is A, group was created on-prem, any changes to the group need to be done on-prem as well. Test it yourself :)
upvoted 2 times

Silverfire 9 months, 2 weeks ago
There is no dynamic groups in on-prem AD, you can only achive this on prem by scheduled powershell script.
Microsoft 365 Dynamic Group with Group Writeback is the desired object.
upvoted 2 times

certgreed 1 year, 5 months ago
Selected Answer: C
correct answer is C
upvoted 1 times

badguytoo 2 years ago
this should be done via M365 Admin center
upvoted 1 times

Dcp0431 1 year, 1 month ago
Not if you have Azure Sync Activated. Changes needs to happen at local domain level for those group which were created on local AD.
upvoted 1 times

TMW 2 years, 1 month ago
https://docs.microsoft.com/en-us/microsoftteams/dynamic-memberships
upvoted 2 times

junior6995 2 years, 2 months ago
Depends on the if Azure AD Connect sync type enables writeback from AAD to AD.

https://docs.microsoft.com/en-us/azure/active-directory/hybrid/how-to-connect-syncservice-features

This question have nothing to do with Teams...
upvoted 4 times

PN20 2 years, 1 month ago
Of course the question deals with Teams, but indirectly. Dynamic group membership, configured in the Azure Active Directory Admin Center will automatically add or remove members from teams within Microsoft Teams based on user attributes.
upvoted 6 times

abdoukarim 2 years, 2 months ago
A. You can't change it on AAD because of hybrid.
upvoted 1 times

abdoukarim 2 years, 2 months ago
forget my first post, cannot sync dynamic groups from on-prem to Azure
upvoted 3 times

MEG 2 years, 2 months ago
C is correct. You can change the memership type in the properties of a Group in AAD.

Reference: https://blog.enablingtechcorp.com/syncing-existing-ad-groups-to-office-365
upvoted 4 times

HOTSPOT -

You have a Microsoft 365 E5 subscription that contains a hybrid deployment of Microsoft Skype for Business Server and a user named User1.

You need User1 to perform a tenant readiness assessment for Skype for Business upgrade by using Advisor for Teams.

Which two additional licenses should you assign to User1? To answer, select the appropriate settings in the answer area.

NOTE: Each correct selection is worth one point.

Hot Area:

Answer Area

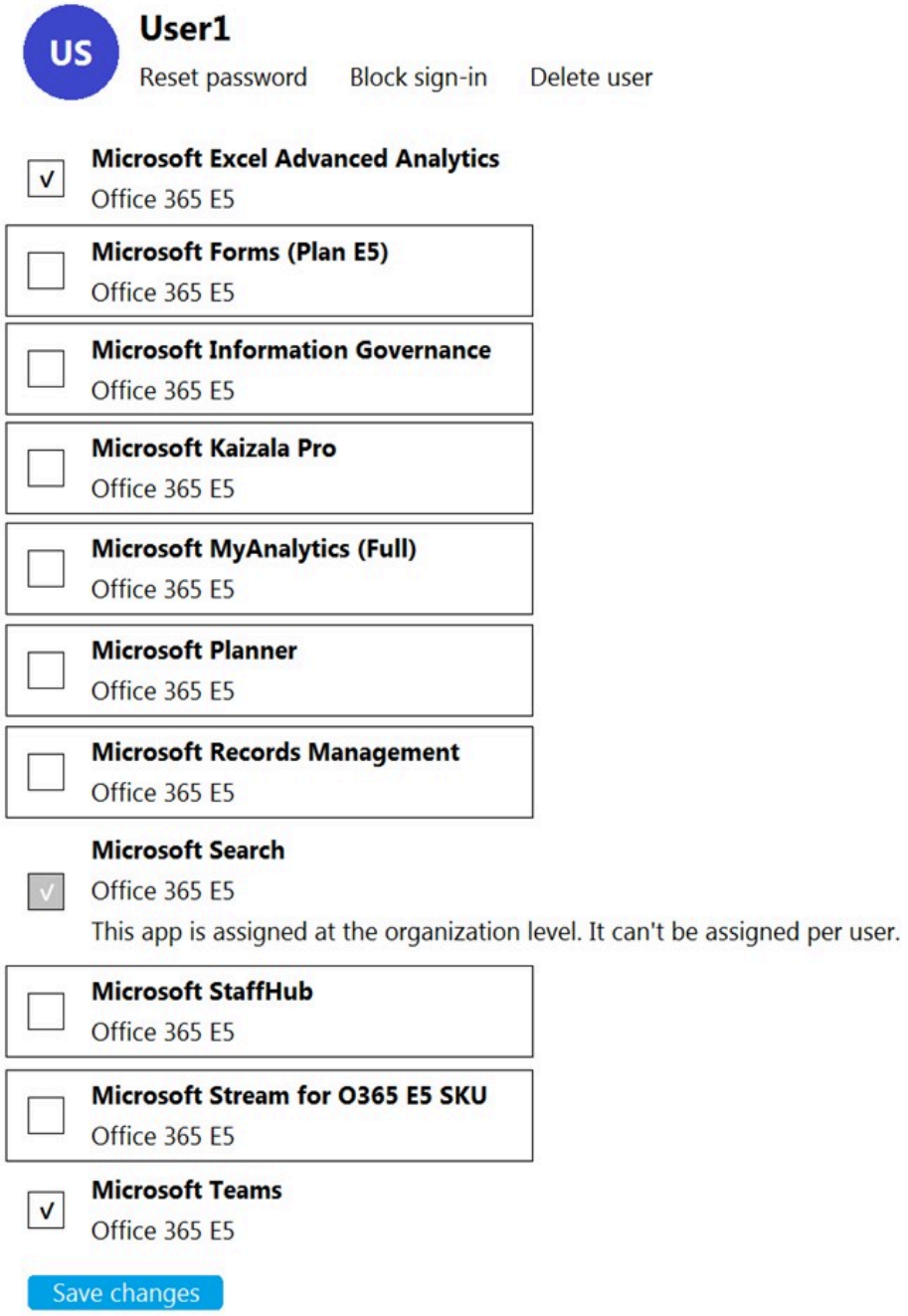

Suggested Answer:

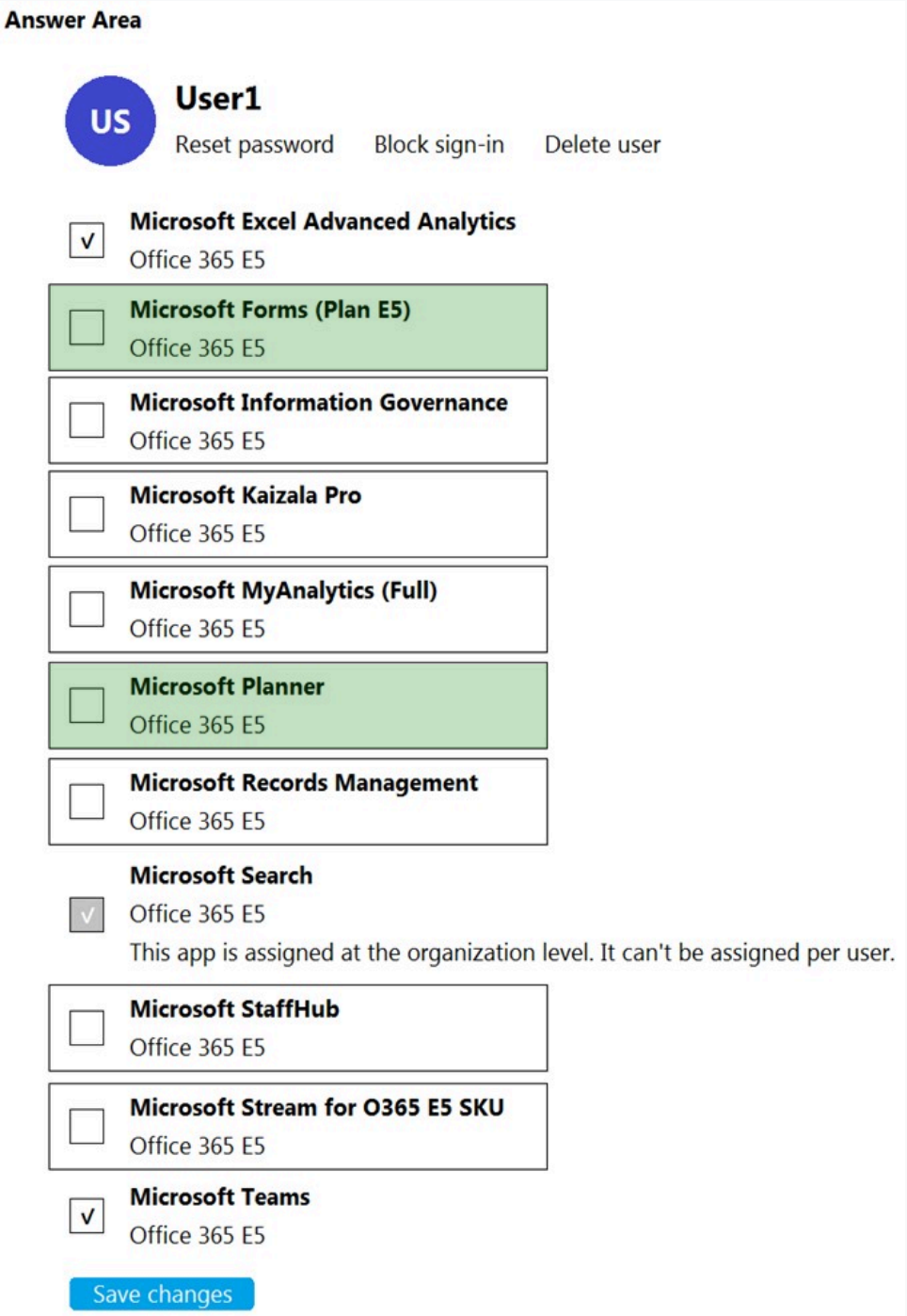

Reference:
https://docs.microsoft.com/en-us/microsoftteams/use-advisor-teams-roll-out

alamsk Highly Voted 1 year, 10 months ago

Answer is correct, You need Teams, Forms, and Planner licenses are required to use Advisor for Teams.
https://docs.microsoft.com/en-us/microsoftteams/use-advisor-teams-roll-out
upvoted 10 times

Jagomsah Most Recent 9 months, 1 week ago

Right.
According to MS " Teams, Forms, and Planner licenses are required to use Advisor for Teams. However, you don't have to be a Teams admin to use Advisor for Teams - anybody in your organization can use it. "

https://docs.microsoft.com/en-us/microsoftteams/use-advisor-teams-roll-out
upvoted 2 times

Natsumiko 2 years, 6 months ago

Answer is correct
When creating a Deployment team for Chat, Teams, Channels and apps tasks are created so they can be assigned to that deployment team. Forms can then also be used to create survey's for user feedback

upvoted 4 times

TMW 2 years, 7 months ago

https://docs.microsoft.com/en-us/microsoftteams/use-advisor-teams-roll-out#using-advisor-for-teams

upvoted 3 times

Question #58 *Topic 2*

HOTSPOT -

You have a Microsoft Teams team named Team1.

Team1 is deleted accidentally.

How should you complete the PowerShell script? To answer, select the appropriate options in the answer area.

NOTE: Each correct selection is worth one point.

Hot Area:

Answer Area

```
$Team = Get-AzureADMSDeletedGroup [ ▼ ] "Team1"
```

- -All
- -Filter
- -SearchString

```
[ ▼ ] -Id $Team.Id
```

- Restore-ADObject
- Restore-AzureADDeletedApplication
- Restore-AzureADMSDeletedDirectoryObject

Suggested Answer:

Answer Area

```
$Team = Get-AzureADMSDeletedGroup [ ▼ ] "Team1"
```

- -All
- -Filter
- -SearchString

```
[ ▼ ] -Id $Team.Id
```

- Restore-ADObject
- Restore-AzureADDeletedApplication
- Restore-AzureADMSDeletedDirectoryObject

Reference:

https://morgantechspace.com/2018/04/recover-deleted-office-365-groups-using-powershell.html

jodtzz Highly Voted 2 years, 5 months ago

Appears to be correct:

https://docs.microsoft.com/en-us/powershell/module/azuread/get-azureadmsdeletedgroup?view=azureadps-2.0

https://docs.microsoft.com/en-us/powershell/module/azuread/restore-azureadmsdeleteddirectoryobject?view=azureadps-2.0

upvoted 8 times

dvc Highly Voted 1 year ago

On exam june 2023

upvoted 6 times

Krish1610 Most Recent 1 year, 3 months ago

On exam March 2023

upvoted 5 times

AnthonyR1 1 year, 3 months ago

On exam Feb 2023

upvoted 4 times

Krish1610 1 year, 3 months ago

Did you got the same case study or different??

upvoted 1 times

MJ_Hammami 1 year, 7 months ago

on exam 26-Nov-2022

upvoted 4 times

TinaTina 2 years, 2 months ago

in exam 22/04/2022

upvoted 3 times

Malkerian 2 years, 3 months ago

On Exam 28.02.22

upvoted 4 times

Question #59 *Topic 2*

You have a Microsoft Office 365 subscription that contains a user named User1.
You need to ensure that User1 can view Analytics & reports in the Microsoft Teams admin center. The solution must use the principle of least privilege.
Which role should you assign to User1?

A. Teams Communication support specialist

B. Skype for Business administrator

C. Global reader

D. Global administrator

Suggested Answer: *B*
Reference:
https://docs.microsoft.com/en-us/microsoftteams/get-started-with-teams-monitor-usage-and-feedback

Community vote distribution



Jshuf 1 month, 3 weeks ago

Selected Answer: A

To allow User1 to view Analytics & reports in the Microsoft Teams admin center, and follow the principle of least privilege, you should assign:
Teams Communications Support Specialist
This role provides:
Read-only access to Call Analytics
Access to Teams usage reports
Just enough permissions to view reports without granting unnecessary admin control.
Global reader
Can view everything in all admin centers but gives TOO MUCH visibility for a simple reporting need.
Global administrator
Full access to the entire tenant — massive OVERKILL and violates the principle of least privilege.
Global roles = overpowered
Skype admin = outdated
upvoted 1 times

correction 3 months, 4 weeks ago

Selected Answer: C

Reports Reader
Users with this role can view usage reporting data and the reports dashboard in Microsoft 365 admin center and the adoption context pack in Fabric and Power BI. A user assigned to the Reports Reader role can access only relevant usage and adoption metrics. They don't have any admin permissions to configure settings or access the product-specific admin centers like Exchange.
https://learn.microsoft.com/en-us/entra/identity/role-based-access-control/permissions-reference#reports-reader

How to access the reports
To access the reports, you must be assigned one of the following roles:
Teams or Skype for Business administrator. (might be deprecated)
Global reader (only tenant-level aggregate and no per-user or team data).
https://learn.microsoft.com/en-us/microsoftteams/teams-analytics-and-reports/teams-reporting-reference#how-to-access-the-reports
upvoted 1 times

Frankmann 4 months, 3 weeks ago

Selected Answer: A

difficult to say what the right answer is. The aim of the question is, you need to ensure that user1 can view Analytics and Reports.

Global Reader has access to the Teams Admin Center and can see Analytics and Reports with the sub-items Usage Reports and Call Quality Dashboards.

Teams Communication support specialist also has access to the Teams Admin Center and also sees Analytics and Reports, but only with the sub-item Call Quality Dashboards.

Regarding least privilege and that we only know that he should read Analytics and Reports I would say Teams Communication support specialist. But that is interpretation as the question is imprecise.

upvoted 2 times

kty 11 months, 2 weeks ago

Selected Answer: C

https://learn.microsoft.com/en-us/microsoftteams/teams-analytics-and-reports/teams-reporting-reference#how-to-access-the-reports
To access the reports, you must be assigned one of the following roles:

Global administrator.
Teams or Skype for Business administrator.
Global reader (only tenant-level aggregate and no per-user or team data).

upvoted 1 times

skycrap 1 year, 4 months ago

Selected Answer: C

as per docs should be Global Reader: https://learn.microsoft.com/en-US/microsoftteams/teams-analytics-and-reports/teams-reporting-reference?WT.mc_id=TeamsAdminCenterCSH#:~:text=and%20communication%20efforts.-,How%20to%20access%20the%20reports,only%20tenant%2Dlevel%20aggrega
To%20learn%20more

upvoted 1 times

FranklinG 1 year, 5 months ago

Selected Answer: C

Global Reader can read everything that a Global Administrator can, but not update anything. So in the line of least privilege the answer should be C. Don't take
https://learn.microsoft.com/en-us/azure/active-directory/roles/permissions-reference#global-reader%20Global%20Reader%20cannot%20read%20Teams%20lifecycle,%20Analytics%20&%20reports,%20IP%20phone%20device%20management,%20and%

upvoted 3 times

jwillams 1 year, 6 months ago

Selected Answer: A

To ensure that User1 can view Analytics & reports in the Microsoft Teams admin center while following the principle of least privilege, you should assign the role of "Teams Communication support specialist" to User1. This role provides the necessary permissions to access and manage Teams communication features without granting excessive administrative privileges.

upvoted 3 times

jwillams 1 year, 6 months ago

Selected Answer: A

You have a Microsoft Office 365 subscription that contains a user named User1.
You need to ensure that User1 can view Analytics & reports in the Microsoft Teams admin center. The solution must use the principle of least privilege.
Which role should you assign to User1?
A. Teams Communication support specialist
B. Skype for Business administrator Most Voted
C. Global reader Most Voted
D. Global administrator

upvoted 2 times

gardiyan 1 year, 6 months ago

Global reader (only tenant-level aggregate and no per-user or team data)
The question asks for user1's data. so the answer is b

upvoted 2 times

Mlportu 1 year, 7 months ago

Selected Answer: C

is the correct C

upvoted 1 times

mjarroyo 1 year, 8 months ago

Selected Answer: C

The correct answer is C. Global reader.

To ensure that User1 can view Analytics & reports in the Microsoft Teams admin center with the principle of least privilege, you should assign the Global reader role to User1. The Global reader role is a read-only role that allows users to view all settings and reports in the Microsoft Teams admin center, but does not allow them to make any changes.
upvoted 3 times

Virutas 1 year, 8 months ago
I'm not sure:

"Teams admin center - Global Reader cannot read Teams lifecycle, Analytics & reports, IP phone device management, and App catalog. For more information, see Use Microsoft Teams administrator roles to manage Teams."

https://learn.microsoft.com/en-us/azure/active-directory/roles/permissions-reference#global-reader
upvoted 3 times

Sammydp202020 1 year, 8 months ago
Selected Answer: C
C - Global reader. Question states "view", which global reader role can accomplish. To add, there is no specific mention of tenant view or per-user view needed. So, going by the least principle aspect, Global reader fulfills the requirements of the question in hand. had the question been more specific, then i would change to Teams Admin.
upvoted 2 times

Bonski 1 year, 9 months ago
To access the reports, you must be assigned one of the following roles:

Global administrator.
Teams or Skype for Business administrator.
Global reader (only tenant-level aggregate and no per-user or team data).
To learn more about Teams admin roles and which reports each admin role can access, see Use Teams administrator roles to manage Teams.

Go to the Microsoft Teams admin center, in the left navigation, select Analytics & reports, and then under View Reports, choose the report you want to run.
https://learn.microsoft.com/en-us/microsoftteams/teams-analytics-and-reports/teams-reporting-reference
so which one is least previlege?
upvoted 1 times

DaDaDave 1 year, 8 months ago
Reader, reader is least privileged and since the question did not specified that it needed more than "only tenant-level aggregate" and was no mention of "per-user or team data", Global reader should be correct
upvoted 1 times

robcon 1 year, 11 months ago
Selected Answer: B
B. https://learn.microsoft.com/en-us/microsoftteams/get-started-with-teams-monitor-usage-and-feedback#teams-analytics--reports-microsoft-teams-admin-center
upvoted 1 times

klederson 1 year, 11 months ago
Selected Answer: B
In one page says that Global reader can read everything, but in the specific global reader guidelines says:
Teams admin center - Global Reader cannot read Teams lifecycle, Analytics & reports, IP phone device management, and App catalog. For more information, see Use Microsoft Teams administrator roles to manage Teams.

reference
https://learn.microsoft.com/en-us/azure/active-directory/roles/permissions-reference#global-reader

I'm not sure that it's B, but I'm sure that isn't C
upvoted 1 times

Cloudz_1 1 year, 11 months ago
Selected Answer: B

"To view these reports, you must be a global admin in Microsoft 365 or Office 365, Teams service admin, or Skype for Business admin. "

https://learn.microsoft.com/en-us/microsoftteams/get-started-with-teams-monitor-usage-and-feedback

Answer is B

upvoted 3 times

Alecks194 2 years ago

Selected Answer: C

Global reader is the principle of least privilege.

upvoted 1 times

banderas 2 years ago

WRONG ! ...and its clearly stated on the microsoft page:

https://learn.microsoft.com/en-us/azure/active-directory/roles/permissions-reference#global-reader
Global Reader cannot read Teams lifecycle, Analytics & reports, IP phone device management, and App catalog. For more information, see Use Microsoft Teams administrator roles to manage Teams.

upvoted 5 times

Question #60 *Topic 2*

Your company uses Microsoft Teams.
All the teams used by the company's legal department must meet the following compliance requirements:
➪ Each team must expire 365 days after it is created.
➪ All team content must be deleted when the team expires.
➪ An administrator must be able to restore deleted team content for 30 days.
What should you do?

A. From the Microsoft 365 compliance center, create a retention policy.

B. From the Azure Active Directory admin center, configure Microsoft 365 Groups expiration.

C. From the Microsoft 365 admin center, modify the Office 365 group settings.

D. From the Microsoft Teams admin center, modify the team's policy.

Suggested Answer: *B*
Reference:
https://docs.microsoft.com/en-us/microsoftteams/team-expiration-renewal

Community vote distribution
B (100%)

Dr_Do 9 months, 2 weeks ago
Selected Answer: B
Answer is correct!

https://learn.microsoft.com/en-us/microsoft-365/solutions/microsoft-365-groups-expiration-policy?view=o365-worldwide
upvoted 2 times

Juun 1 year, 2 months ago
The answer is correct but the link is kinda misleading. This explains it more clearly: " An administrator will have to enable the expiration policy and set the properties for it to take effect. To enable it, go to Azure Active Directory > Groups > Expiration."

https://docs.microsoft.com/en-US/microsoftteams/network-planner
upvoted 3 times

Question #61 *Topic 2*

You have a Microsoft 365 subscription that uses Microsoft Teams. All users are assigned Microsoft Office 365 Enterprise E3 license.
You need to ensure that the users can join scheduled meetings by dialing a toll-free phone number.
Which two add-on licenses should you assign to the users? Each correct answer presents part of the solution.
NOTE: Each correct selection is worth one point.

A. Communication Credits

B. Microsoft 365 Phone System - Virtual User

C. Microsoft 365 Domestic Calling Plan

D. Microsoft 365 Audio Conferencing

E. Common Area Phone

Suggested Answer: *AD*
Reference:
https://docs.microsoft.com/en-us/microsoftteams/set-up-audio-conferencing-in-teams

Community vote distribution



AnthonyR1 Highly Voted 9 months, 2 weeks ago
On Exam Feb 2023
upvoted 10 times

unbelievable Highly Voted 11 months, 1 week ago
Selected Answer: AD
Right from the Microsoft Learn module for MS-700 course "Plan for Teams licensing":
Communication Credits provide a monthly pool of minutes that can also be used for PSTN phone calls, if all your Calling Plan minutes get used before the beginning of the next month.

If you want toll-free numbers for Audio Conferencing, auto attendants, or call queues, you'll need to set up Communications Credits.
upvoted 6 times

Cloudz_1 Most Recent 11 months, 3 weeks ago
Selected Answer: AD
A and D.
upvoted 1 times

rekcck 11 months, 4 weeks ago
A&D
If you want to use toll-free numbers with Microsoft Teams, you need to set up Communications Credits. Microsoft recommends that you set up Communications Credits for your Microsoft Teams Calling Plan (Domestic, International, or Pay-As-You-Go) and Audio Conferencing users who need to dial out to any destination. Some destinations may not be included in your Calling Plans or Audio Conferencing subscriptions.

From: https://learn.microsoft.com/en-us/microsoftteams/set-up-communications-credits-for-your-organization
upvoted 2 times

GPerez73 1 year, 2 months ago
A & D. It says toll free so you will need communications credit. Virtual user licenses are for resource accounts
upvoted 2 times

lusis987 1 year, 2 months ago
Selected Answer: BD
Previously, a Teams Phone Resource Account license (once known as a Virtual user license) was only required when assigning a phone number to a resource account. Now, all resource accounts must be assigned a Teams Phone Resource Account license, regardless of whether they'll be assigned a phone number or not.
https://learn.microsoft.com/en-us/microsoftteams/teams-add-on-licensing/virtual-user
upvoted 1 times

Gefoxi 1 year, 1 month ago
Microsoft 365 Phone System - Virtual User license is now the resource account - it's only used for auto attendants and call queues. It doesn't apply to this scenario.
upvoted 5 times

legendkiller 1 year, 2 months ago
A & D

https://learn.microsoft.com/en-us/microsoftteams/set-up-audio-conferencing-in-teams

Step 2: Get and assign licenses
For Audio Conferencing, you need a license for each user who will set up dial-in meetings. To learn which licenses you need to buy for Audio Conferencing and how much they will cost, see Microsoft Teams add-on licensing.

Note

Audio Conferencing is included in Office 365 Enterprise E5 licenses and as an add-on.

After you buy the Audio Conferencing licenses, you will need to assign them to those people in your organization who are going to schedule or lead meetings. See Assign licenses to users in Microsoft 365 or Office 365 for business you purchased to the people in your organization who are going to schedule or lead meetings.

We also recommend that you assign Communications Credits licenses (they don't cost anything) to the same people you assigned licenses to in the previous step. To learn how to set up Communications Credits, see Set up Communications Credits for your organization.
upvoted 1 times

Targeter82 1 year, 3 months ago
Selected Answer: AD
"A" and "D" seems correct in that case. With "Audio Conferencing" you are able to dial in to conference numbers, but even it is toll free here you should assign "Communication Credits" so that outgoing calls can be paid by the pool of credits.
upvoted 3 times

bipsta 1 year, 3 months ago
The question is not asking about hypothetical outgoing calls...the question is what is the bare minimum to accomplish being able to call a toll free number. IMHO I think it is B&D.
upvoted 1 times

stealthster 1 year, 2 months ago
https://learn.microsoft.com/en-us/microsoftteams/teams-add-on-licensing/microsoft-teams-add-on-licensing
"If you want toll-free numbers for Audio Conferencing, auto attendants, or call queues, you'll need to set up Communications Credits."
upvoted 4 times

Gefoxi 1 year, 1 month ago
Microsoft 365 Phone System - Virtual User license is now the resource account - it's only used for auto attendants and call queues. It doesn't apply to this scenario.
upvoted 1 times

Dr_Do 1 year, 3 months ago
Selected Answer: BD
B&D
Audio conferencing is needed to allow Toll free
upvoted 1 times

Targeter82 1 year, 3 months ago
"Virtual User" is a license for ressource accounts (call queues / auto attendants) and not for end users.
upvoted 3 times

D3D1997 1 year, 3 months ago
Selected Answer: BD
"Toll Free", you do not need credits
upvoted 1 times

Hermi 1 year, 7 months ago

Microsoft 365 Phone System - Virtual User & Audio Conferencing

upvoted 4 times

Targeter82 1 year, 3 months ago

"Virtual User" is a license for ressource accounts (call queues / auto attendants) and not for end users.

upvoted 3 times

Question #62 *Topic 2*

HOTSPOT -

You have a Microsoft 365 subscription that uses Microsoft Teams.

You plan to deploy collaboration bars for Microsoft Teams.

You need to manage built-in software and firmware updates for the collaboration bars. The solution must use the principle of least privilege.

Which updates can be applied automatically, and which role is required to perform manual updates for the collaboration bars? To answer, select the appropriate options in the answer area.

NOTE: Each correct selection is worth one point.

Hot Area:

Answer Area

Updates that can be applied automatically

- Firmware only
- Oem agent app only
- Company portal app only
- Teams app and Teams admin agent

Role required to perform manual updates

- Teams Administrator
- Teams communication admin
- Teams communication support engineer
- Teams communication support specialist

Suggested Answer:

Answer Area

Updates that can be applied automatically

- Firmware only
- Oem agent app only
- Company portal app only
- Teams app and Teams admin agent

Role required to perform manual updates

- Teams Administrator
- Teams communication admin
- Teams communication support engineer
- Teams communication support specialist

Reference:

https://docs.microsoft.com/en-us/microsoftteams/devices/remote-update https://docs.microsoft.com/en-us/microsoftteams/using-admin-roles

SAMISOM Highly Voted 1 year, 11 months ago

Was on the exam 1/3/23

upvoted 12 times

MK247 Highly Voted 1 year, 8 months ago

On test 28.04.2023 (I'm not a bot you can trust me :D) - Go for the high upvoted answers in discussion :)

upvoted 9 times

de_xt_er 10 months, 1 week ago

you are repeating yourself so yes. you are a bot. :D

upvoted 2 times

AnthonyR1 Most Recent 1 year, 9 months ago

On Exam Feb 2023

upvoted 7 times

Dzbuj 1 year, 11 months ago

Firmware and Teams Administrator

upvoted 3 times

rrpatel11 2 years, 2 months ago

Correct

upvoted 4 times

1man 2 years, 3 months ago

Firmware and Teams Administrator

upvoted 5 times

Question #63 *Topic 2*

You plan to implement Microsoft Teams for 300 users.

For the first stage of the deployment, you will enable the following features:

- Audio
- Video
- Screen sharing

Users will be prevented from using the following features:

- File sharing
- PSTN calling
- Conference audio
- Conference video
- Conference screen sharing

You need to calculate how much network bandwidth is required for the first-stage deployment.

What should you use?

A. Network Planner

B. Network Assessment Tool

C. Advisor for Teams

D. Bandwidth Utilization Analyzer

Suggested Answer: *A*

Reference:

https://docs.microsoft.com/en-US/microsoftteams/network-planner

Community vote distribution

A (100%)

Juun Highly Voted 1 year, 8 months ago

True, because Network Planner: "Generate reports and calculate bandwidth requirements for Teams usage."

upvoted 9 times

idioteque Highly Voted 9 months, 3 weeks ago

Selected Answer: A

answer is A

upvoted 5 times

Shinolgarashi Most Recent 1 year, 1 month ago

Answer is correct.

upvoted 4 times

Question #64 *Topic 2*

You have a Microsoft 365 subscription that uses Microsoft Teams and contains the groups shown in the following table.

Name	Type	Number of members
Group1	Distribution	6,500
Group2	Microsoft 365	4,200
Group3	Microsoft 365	15,200
Group4	Security	13,500

Which groups can be converted into a team?

A. Group1 only

B. Group2 only

C. Group4 only

D. Group2 and Group3 only

E. Group1, Group2, Group3, and Group4

Suggested Answer: *B*

When you create a team from an existing Microsoft 365 group, you'll automatically share the same group privacy (public or private) and members as the original group.

This option is not available for groups that have more than 10,000 members or that were already used to create another team.

Reference:

https://support.microsoft.com/en-us/office/create-a-team-from-an-existing-group-24ec428e-40d7-4a1a-ab87-29be7d145865

Community vote distribution

B (100%)

Jagomsah Highly Voted 1 year, 9 months ago

Selected Answer: B

Key words: "Converted"

- Maximum *size* of distribution list, security group or Microsoft 365 group that can be **imported** in to a team 3,500
- Maximum number of members in a **Microsoft 365** group that can be **converted** to a team 10,000

So only M365 groups can be converted and only those with less than 10k members.

upvoted 11 times

d8885f5 Most Recent 11 months, 1 week ago

Technically Group1 could be ugraded to a M365 group and then sed group could be made into a Team.

upvoted 1 times

dutch514 1 year, 10 months ago

Answer is B. Group 2.

https://learn.microsoft.com/en-us/microsoftteams/limits-specifications-teams

Maximum size of distribution list, security group or Microsoft 365 group that can be imported in to a team 3,500

Maximum number of members in a Microsoft 365 group that can be converted to a team 10,000

upvoted 2 times

maq1 1 year, 11 months ago

Answer is BC

Number of members in a team 25,000

Number of owners per team 100

Number of org-wide teams allowed in a tenant 5

Number of members in an org-wide team 10,000

upvoted 1 times

maq1 1 year, 11 months ago

Sorry Answer is D group 2 and group 3

upvoted 1 times

Cloudz_1 1 year, 11 months ago

Selected Answer: B

Answer is B

upvoted 1 times

Targeter82 2 years, 3 months ago

Selected Answer: B

From the given options yes, seems "B" only. "Group 3" is over the limit of a maximum members.

upvoted 3 times

stack120566 2 years, 3 months ago

correct answer B

group 1 and group 2

https://docs.microsoft.com/en-us/microsoftteams/limits-specifications-teams

upvoted 3 times

stack120566 2 years, 3 months ago

sorry correct answer not shown.

upvoted 1 times

HOTSPOT -

You are reviewing the planned implementation of information barriers for your company.

You run the following command.

```
Get-InformationBarrierPolicy | Format-Table State.AssignedSegment,Segments*

AssignedSegment   State      SegmentsAllowed   SegmentsBlocked
---------------   -----      ---------------   ---------------
HR                Inactive   Sales
Sales             Inactive                     HR, Research
Research          Inactive                     Sales
```

You activate the information barrier policies.

For each of the following statements, select Yes if the statement is true. Otherwise, select No.

NOTE: Each correct selection is worth one point.

Hot Area:

Answer Area

Statements	Yes	No
The users in HR can initiate a Microsoft Teams chat with the users in Sales.	○	○
The users in Sales can invite the users in HR to a Microsoft Teams meeting.	○	○
The users in Research and HR can collaborate in a Microsoft Teams channel.	○	○

Suggested Answer:

Answer Area

Statements	Yes	No
The users in HR can initiate a Microsoft Teams chat with the users in Sales.	○	○
The users in Sales can invite the users in HR to a Microsoft Teams meeting.	○	○
The users in Research and HR can collaborate in a Microsoft Teams channel.	○	○

Box 1: Yes -

To allow one segment to communicate with only one other segment, use the New-InformationBarrierPolicy cmdlet with the SegmentsAllowed parameter.

When you want to block segments from communicating with each other, you define two policies: one for each direction. Each policy blocks communication one way only.

Box 2: No -
When you want to block segments from communicating with each other, you define two policies: one for each direction. Each policy blocks communication one way only.

Box 3: Yes -
No polices between Research and HR so it is allowed.
Block policies prevent one segment from communicating with another segment.
Allow policies allow one segment to communicate with only certain other segments.
Reference:
https://docs.microsoft.com/en-us/microsoft-365/compliance/information-barriers-policies

PaulB_NZ Highly Voted 2 years, 1 month ago
YNN - The last option would be blocked as "Allow policies allow one segment to communicate with only certain other segments."
upvoted 11 times

Virutas 1 year, 8 months ago
Could we assume HR will be able to just INITIATE a chat with Sales but Sales won't be able to answer it? (because there is no allowed policy from Sales to HR segment)
upvoted 1 times

dawnbringer69 Highly Voted 2 years, 3 months ago
After searching i found this

Information barriers only supports two-way communication and collaboration restrictions. For example, a scenario where Marketing can communicate and collaborate with Day Traders, but Day Traders cannot communicate and collaborate with Marketing isn't supported.
https://learn.microsoft.com/en-us/microsoft-365/compliance/information-barriers?view=o365-worldwide

So after looking back at the answers that are available... The answers are No to All. There is no bidirectional channel active in any scenario.

And the question says that the barriers are activated , so there is no issue here that may denote any other possible state.
upvoted 9 times

solderboy 12 months ago
Box 1 is only aksing if HR can INITIATE a chat with Sales. From the HR's IB policy, it is definitely YES. While Sales may NOT be able to reply HR messages because of Sales' IB policy. But this is not what the question is asking for. So, Box 1 should be YES.
upvoted 1 times

Krachowsky 2 years ago
Not supported not automatically means that it isn´t functional.
I think you need to test it to know what really happens. If it is not functional I would agree with you.
upvoted 1 times

JuniorFixHow Most Recent 10 months, 3 weeks ago
YNN.
I think it's the third option that's causing confusions. The thing is, although HR is not a blocked segment for Research but the only allowed segment for HR is Sales. By implications, Research is also blocked for HR.
upvoted 1 times

solderboy 12 months ago
Answer is YNN. See below,

IB policies determine communication limits or restrictions. When you define IB policies, you choose from two kinds of policies:
- Block policies prevent one segment from communicating with another segment.
- Allow policies allow one segment to communicate with ONLY CERTAIN OTHER segments.

So, HR can only communicate with Sales but NOT any other segment.

https://learn.microsoft.com/en-us/purview/information-barriers-policies
upvoted 1 times

solderboy 12 months ago
For the State of all IBs showing Inactive, see below.

Set a policy to inactive status. Set a policy to inactive status when you want to make changes to a policy, or when you don't want a policy to be in effect.

Since the question said, "You activate the information barrier policies", so we assume all IBs are active now.
upvoted 1 times

ledwabamkay 1 year ago
You activate the information barrier policies
For each of the following statements, select Yes if the statement is true. Otherwise, select No.
NOTE: Each correct selection is worth one point
upvoted 1 times

Ludwig2023 1 year ago
I think the answers are correct. Especially for Box 3, the answer will be YES according to below explanation.
https://learn.microsoft.com/en-us/purview/information-barriers-policies#scenario-2-allow-a-segment-to-communicate-only-with-one-other-segment

Above link says:
When you want to allow a segment to communicate with only one other segment, you define two policies: one for each direction. Each policy allows communication in one direction only.

In this example, you'd define two policies:

*One policy allows Segment A to communicate with Segment B
*A second policy to allow Segment B to communicate with Segment A
upvoted 3 times

dvc 1 year, 6 months ago
YNN - Think about the policies you need as belonging to one of two types:
Block policies prevent one group from communicating with another group.
Allow policies allow a group to communicate with only specific groups.

We assume HR could communicate only with Sales.
upvoted 4 times

Josh0210 1 year, 10 months ago
Came out in 27th feb 2023 exam
Not sure of the right answer though
upvoted 7 times

CompuKing 1 year, 10 months ago
What is the correct answer to this question, Thanks
upvoted 2 times

sawa213 1 year, 12 months ago
so what is the answer? getting more confused with the listed answers
upvoted 1 times

MJ_Hammami 2 years, 1 month ago
On exam 26-Nov-2022
upvoted 4 times

Eltanany 2 years, 2 months ago
Answer is correct
upvoted 3 times

Flubu 2 years, 2 months ago
You activate the information barrier policies! It was inactive before, but it is active now.
upvoted 5 times

lusis987 2 years, 2 months ago

Set a policy to inactive status Set a policy to inactive status when you want to make changes to a policy, or when you don't want a policy to be in effect.

upvoted 1 times

tome 2 years, 2 months ago

Yes, Yes,Yes

Look at state, it says inactive

upvoted 1 times

jedboy88 2 years, 1 month ago

You missed the comment "You activate the information barrier policies."

upvoted 4 times

Targeter82 2 years, 3 months ago

I would say that every answer is "YES", because the state of the policies is inactive. :-/

upvoted 8 times

PaulB_NZ 2 years, 1 month ago

You missed the comment "You activate the information barrier policies."

upvoted 13 times

dawnbringer69 2 years, 3 months ago

I am under the imperssion that HR is Applied and Allow only IB policy to Communicate with Sales. Hence there can be no collaboration in a channel with Research, as the llater is not in the allowed HR segment

upvoted 5 times

dawnbringer69 2 years, 3 months ago

I am under the imperssion that HR is Applied an "Allow only" IB policy to Communicate with Sales. Hence there can be no collaboration in a channel with Research, as the later is not in the allowed HR segment. Edited for Typos

upvoted 2 times

HOTSPOT -

You have a Microsoft 365 subscription that uses Microsoft Teams.

You have the users shown in the following table.

Name	Role	Department
User1	Global Administrator	IT
User2	Teams Administrator	Collaboration
User3	**None**	Sales

You have the team shown in the following table.

Name	Owner	Type	Channels
Sales_Projects	User3	Private	Planning, Budgets

You create a new group naming policy as shown in the following exhibit.

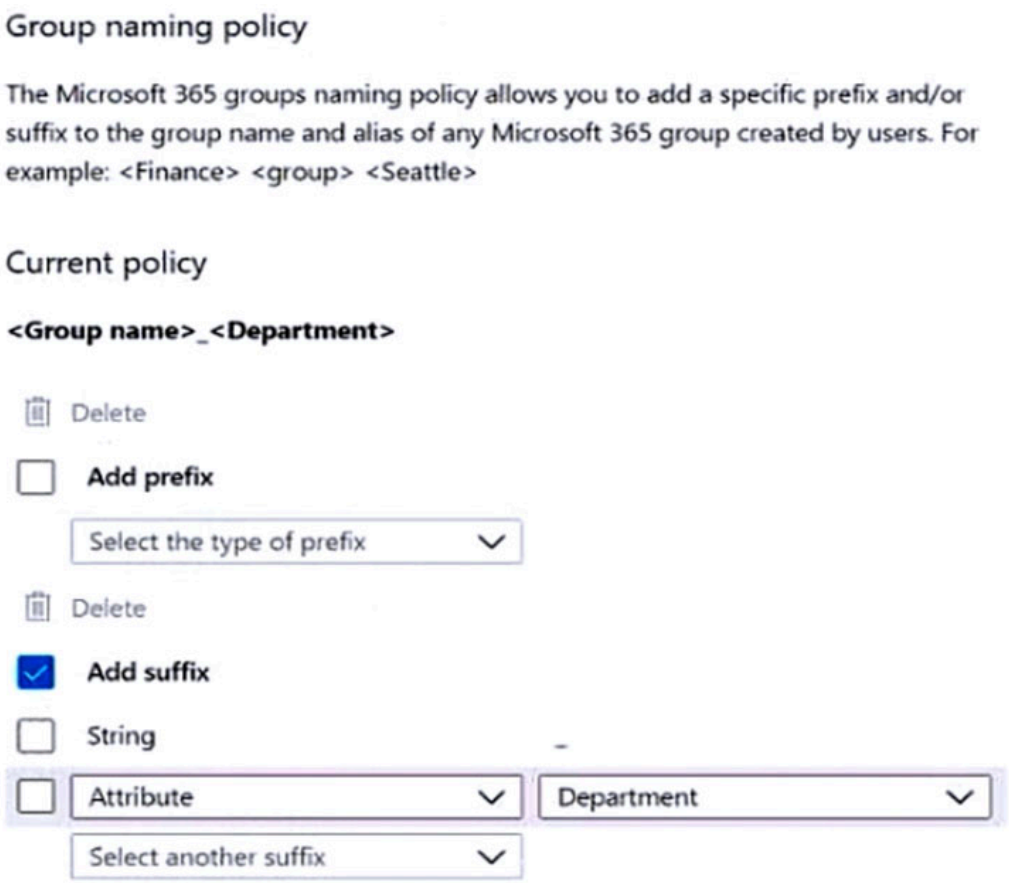

For each of the following statements, select Yes if the statement is true. Otherwise, select No.

NOTE: Each correct selection is worth one point.

Hot Area:

Answer Area

Statements	Yes	No
User1 must rename the Sales_Projects team as Sales_Projects_Sales the next time a user is added to the team.	○	○
User2 can create a new team named Engineering_Projects.	○	○
User3 can create a new channel named Proposals in the Sales_Projects team.	○	○

Suggested Answer:

Answer Area

Statements	Yes	No
User1 must rename the Sales_Projects team as Sales_Projects_Sales the next time a user is added to the team.	○	○
User2 can create a new team named Engineering_Projects.	○	○
User3 can create a new channel named Proposals in the Sales_Projects team.	○	○

Box 1: No -

When group naming policy is configured, the policy will be applied to new Microsoft 365 groups (including teams) created by end users.

For existing Microsoft 365 groups, the policy will not immediately apply at the time of configuration. Once group owner edits the group name for these groups, naming policy will be enforced, even if no changes are made.

Box 2: No -

User2 is a member of the Collaboration group, not the Projects group.

You can use attributes that can help you and your users identify which department, office or geographic region for which the group was created. For example, if you define your naming policy as PrefixSuffixNamingRequirement = "GRP [GroupName] [Department]", and User's department = Engineering, then an enforced group name might be ɹ€GRP My Group Engineering.

Note: The naming policy is applied to creating or editing groups (including teams) created across workloads (for example, Outlook, Microsoft Teams, SharePoint,

Exchange, or Planner), even if no editing changes are made.

Box 3: Yes -
User3's department is Projects.
Reference:
https://docs.microsoft.com/en-us/azure/active-directory/enterprise-users/groups-naming-policy
https://activedirectoryfaq.com/2021/02/define-teams-naming-policies/

MK247 Highly Voted 8 months ago
On test 28.04.2023 (I'm not a bot you can trust me :D) - Reveal solution then check discussion and go for the high upvoted answers in discussion :)
upvoted 7 times

VinnieProIT Highly Voted 9 months, 3 weeks ago
Please note that the department for User3 is Sales and not Project, instead the name of the team owned by User3 is Sales_Project

Box 1 - No {User1 is GA and doesn't have to rename the team Sales_Projects to Sales_Projects_Sales manually as the name will be changed automatically once the group naming policy is kicked in}
Box 2 - No {As per the new naming policy in the scenario the user2 should belong to Projects team but instead belongs to Collaboration Team . So if user2 created a team it would have been either Engineering_Collaboration or Engineering_Projects_Collaboration but definitely not Engieering_Projects}
Box 3 - Yes {User 3 is the owner of the team Sales_Projects before the naming policy was applied. After the naming policy that team will be named as Sales_Projects_Sales and at any stage user3 can create a channel by the name Proposals as the naming policy only affects the group name and not the channel names}.

Please correct me if wrong.
upvoted 5 times

Kyniska 9 months, 2 weeks ago
group names do not change automatically

https://learn.microsoft.com/en-us/microsoft-365/solutions/groups-naming-policy?view=o365-worldwide

"It gets applied to both the group name and group alias. It also gets applied when a user creates a group and when the group name, alias, description, or avatar is edited for an existing group. A Microsoft 365 group naming policy only applies to Microsoft 365 groups."
upvoted 1 times

AppleVan Most Recent 6 months, 3 weeks ago
I thought naming policy isn't related to channel?
upvoted 2 times

DikSoft 10 months, 3 weeks ago
Naming policy is not applied to teams, created by Administrator, so No-Yes-Yes
upvoted 4 times

lab01 9 months, 3 weeks ago
User2 is only a "Teams Administrator"
Only Global admin, Partner Tier 1 Support, Partner Tier 2 Support, and User account admin are exempted from the group naming policy.

https://learn.microsoft.com/en-us/microsoft-365/solutions/groups-naming-policy?view=o365-worldwide
At the end "Admin override"
upvoted 4 times

ziggy1117 11 months, 1 week ago
Box 3: Yes -
User3's department is Projects.
Answer is yes but the group naming policy doesnt affect channels
upvoted 2 times

rrpatel11 1 year, 2 months ago
Highlighted answer is correct
upvoted 1 times

Silverfire 1 year, 3 months ago

I'm not sure about User2, he can create this group and the naming policy still will add his department name as sufix so he will end up with the Engineering_Projects_Collaboration

upvoted 2 times

bipsta 1 year, 3 months ago

Agreed...the end result however is that the naming policy will rename it so in essence he cannot create a team that will end up with the final name of Engineering_Projects.

upvoted 4 times

Question #67 *Topic 2*

You have a Microsoft 365 subscription that uses Microsoft Teams.

When a user creates a new team, the user sees the templates shown in the following exhibit.

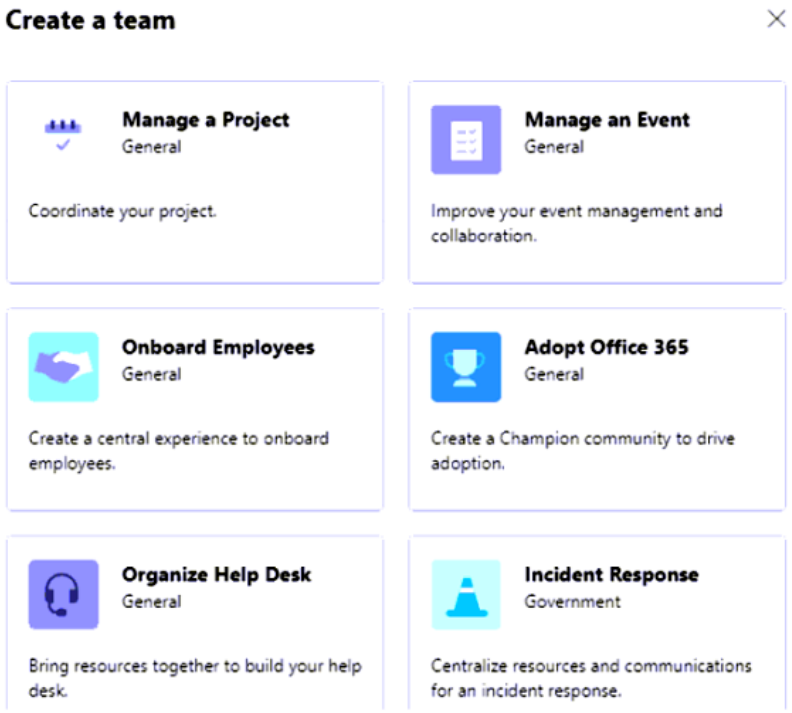

You need to ensure that the user sees only the Manage a Project template.

What should you do?

A. From the Microsoft Teams admin center, modify the team templates.

B. From PowerShell, modify the team templates.

C. From the Microsoft Teams admin center, modify the templates policies.

D. From PowerShell, modify the Teams policies.

Suggested Answer: *C*

You can manage team templates in the Microsoft Teams admin center or by using PowerShell. You can use the pre-built templates that we provide and you can also create your own custom templates. You can also apply template policies to control which templates are available to your users in Teams.

Reference:

https://docs.microsoft.com/en-us/microsoftteams/get-started-with-teams-templates-in-the-admin-console

Community vote distribution

C (100%)

Jaszinho 9 months ago

Selected Answer: C

C is the answer

upvoted 1 times

Paulus01 1 year, 4 months ago

Answer C results in only modifying the template itself, not in its availability/visibility to a user when creating a site. In my opinion, only PS cmdlet Grant-SPOSiteDesignRights would do the trick:

https://learn.microsoft.com/en-us/sharepoint/dev/declarative-customization/site-design-scoping

upvoted 3 times

Shinolgarashi 1 year, 8 months ago

The provided answer is correct.

upvoted 1 times

rrpatel11 1 year, 8 months ago

Selected Answer: C

C - Correct answer

upvoted 1 times

Question #68 *Topic 2*

Your company uses Microsoft Teams.
A URL protection report shows many Blocked and clicked through actions.
You need to prevent users from clicking through to blocked URLs.
Which type of policy should you configure?

A. Anti-spam

B. Anti-phishing

C. Safe Attachments

D. Safe Links

Suggested Answer: *D*
Safe Links is a feature in Defender for Office 365 that provides URL scanning and rewriting of inbound email messages in mail flow, and time-of-click verification of URLs and links in email messages and other locations. Safe Links scanning occurs in addition to the regular anti-spam and anti-malware protection in inbound email messages in Exchange Online Protection (EOP). Safe Links scanning can help protect your organization from malicious links that are used in phishing and other attacks.
Reference:
https://docs.microsoft.com/en-us/microsoft-365/security/office-365-security/safe-links

Community vote distribution

D (100%)

doublekill 10 months ago

Selected Answer: D

Safe Links (Defender for O365) is the correct one, as it is the only MS365 security module that is responsible for protecting URLs.

upvoted 1 times

VinnieProIT 1 year, 3 months ago

Selected Answer: D

https://learn.microsoft.com/en-us/microsoft-365/security/office-365-security/safe-links-about?view=o365-worldwide#safe-links-settings-for-microsoft-teams

Microsoft Teams: Safe Links protection for links in Teams conversations, group chats, or from channels is controlled by Safe Links policies.
Safe Links is a feature in Defender for Office 365 that provides URL scanning and rewriting of inbound email messages in mail flow, and time-of-click verification of URLs and links in email messages, Teams messages and other locations. Safe Links scanning occurs in addition to the regular anti-spam and anti-malware in inbound email messages in Exchange Online Protection (EOP). Safe Links scanning can help protect your organization from malicious links that are used in phishing and other attacks.

upvoted 2 times

Cloudz_1 1 year, 5 months ago

Selected Answer: D

D. Safe Links

upvoted 1 times

Nawk 1 year, 7 months ago

Selected Answer: D

URLs - Links, answer is pretty obvious ;)

upvoted 4 times

HOTSPOT -

You have a Microsoft 365 subscription that uses Microsoft Teams.

You have a team named Project1 that contains the users shown in the following table.

Name	Role
User1	Owner
User2	Member

You create a Microsoft 365 groups expiration policy that has the following configurations:

- ➪ Group lifetime (in days): 180
- ➪ Email contact for groups with no owners: Admin1
- ➪ Enable expiration for these Microsoft 365 groups: Project1

The group expiration for Project1 is May 31, 2022.

Which users will be notified to renew Project1, and when the users will receive their first renewal notification? To answer, select the appropriate options in the answer area.

NOTE: Each correct selection is worth one point.

Hot Area:

Answer Area

Notified users:

- User1 only
- Admin1 only
- User1 and User2 only
- User1 and Admin1 only
- User1, User2, and Admin1

First renewal notification:

- May 1, 2022
- May 16, 2022
- March 31, 2022

Suggested Answer:

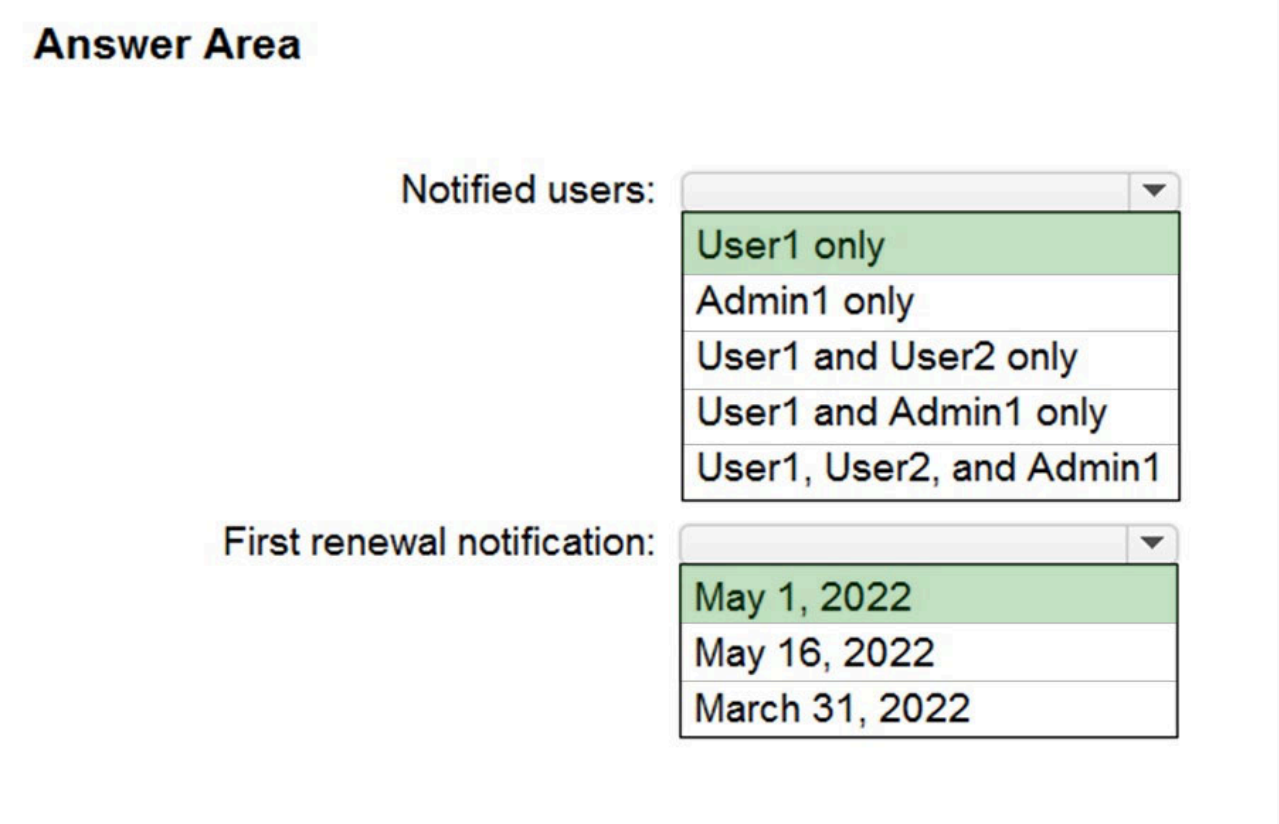

Box 1: User1 -
Only the owner.
Group owners will automatically be sent an email before the expiration that allows them to renew the group for another expiration interval. Teams users will see persistent notifications in Teams.

Box 2: May 1, 2022 -
30 days before the group expires, the group owners (or the email addresses that you specified for groups that don't have an owner) will receive an email allowing them to easily renew the group. If they don't renew it, they'll receive another renewal email 15 days before expiration. If they still haven't renewed it, they will receive one more email notification the day before expiration.
Reference:
https://docs.microsoft.com/en-us/microsoft-365/solutions/microsoft-365-groups-expiration-policy

Cloudz_1 Highly Voted 1 year, 5 months ago
Answer:
- User 1 only: Renewal notifications are emailed to group owners 30 days, 15 days, and one day prior to group expiration. Project1 has User1 as owner so this user will receive a renewal notification and not Admin1. Admin 1 would only receive the renewal notifications if Project1 team was without an owner.
- May 1, 2022: First renewal notification will take place 30 days prior to group expiration.
upvoted 12 times

Fiqri Highly Voted 1 year ago
correct,
User 1 only: only group owners can be notified
May 1: 30 days before, 15 days before, and 1 day before.
upvoted 7 times

Question #70 *Topic 2*

DRAG DROP

-

Your company uses Teams.

All users are assigned a Microsoft 365 E3 license.

You need to purchase add-on licenses that will enable the following features for the Teams environment:

- Microsoft Purview Information Barriers
- Data loss prevention (DLP) for Teams chat and channel messages
- Safe attachments for Microsoft SharePoint, OneDrive, and Teams

Which add-on license should you purchase for each feature? To answer, drag the appropriate licenses to the correct features. Each license may be used once, more than once, or not at all. You may need to drag the split bar between panes or scroll to view content.

NOTE: Each correct selection is worth one point.

Add-on license

- Microsoft 365 E5 Compliance
- Microsoft 365 E5 eDiscovery and Audit
- Microsoft Defender for Cloud Apps
- Microsoft Defender for Office 365 Plan 1
- Priva Privacy Risk Management

Answer Area

DLP for Teams chat and channel messages: [ ]

Safe attachments for SharePoint, OneDrive, and Teams: [ ]

Microsoft Purview Information Barriers: [ ]

Suggested Answer:

Answer Area

DLP for Teams chat and channel messages:	Microsoft 365 E5 Compliance
Safe attachments for SharePoint, OneDrive, and Teams:	Microsoft Defender for Office 365 Plan 1
Microsoft Purview Information Barriers:	Microsoft 365 E5 Compliance

dvc Highly Voted 1 year ago

On the exam 06/23

upvoted 9 times

sawa213 Highly Voted 1 year, 5 months ago

on the exam late dec/2022

upvoted 6 times

RHNC Most Recent 7 months, 3 weeks ago

On exam 10/26/23

upvoted 3 times

e635466 1 year ago

Answer is correct. Followed the link shared by "unbelievable".

https://learn.microsoft.com/en-us/office365/servicedescriptions/microsoft-365-service-descriptions/microsoft-365-tenantlevel-services-licensing-guidance/microsoft-365-security-compliance-licensing-guidance

upvoted 3 times

unbelievable 1 year, 4 months ago

All the answers are in here:
https://learn.microsoft.com/en-us/office365/servicedescriptions/microsoft-365-service-descriptions/microsoft-365-tenantlevel-services-licensing-guidance/microsoft-365-security-compliance-licensing-guidance
upvoted 3 times

Sotobosque 1 year, 5 months ago
Correct
Pureview need E5 compliance license
https://www.microsoft.com/en-us/security/business/compliance/e5-compliance?activetab=pivot%3aoverviewtab

For DLP there are various licenses, but the only one in the list is the compliance license
https://learn.microsoft.com/en-us/microsoft-365/compliance/dlp-microsoft-teams?view=o365-worldwide
upvoted 4 times

Question #71 *Topic 2*

HOTSPOT
-

You have a Microsoft 365 subscription that uses Microsoft Teams to collaborate with guest users.

You need to use monthly active users (MAU) billing and access reviews to monitor the team membership of the guest users.

Which additional licenses should you assign, and what should you do to enable MAU billing? To answer, select the appropriate options in the answer area.

NOTE: Each correct selection is worth one point.

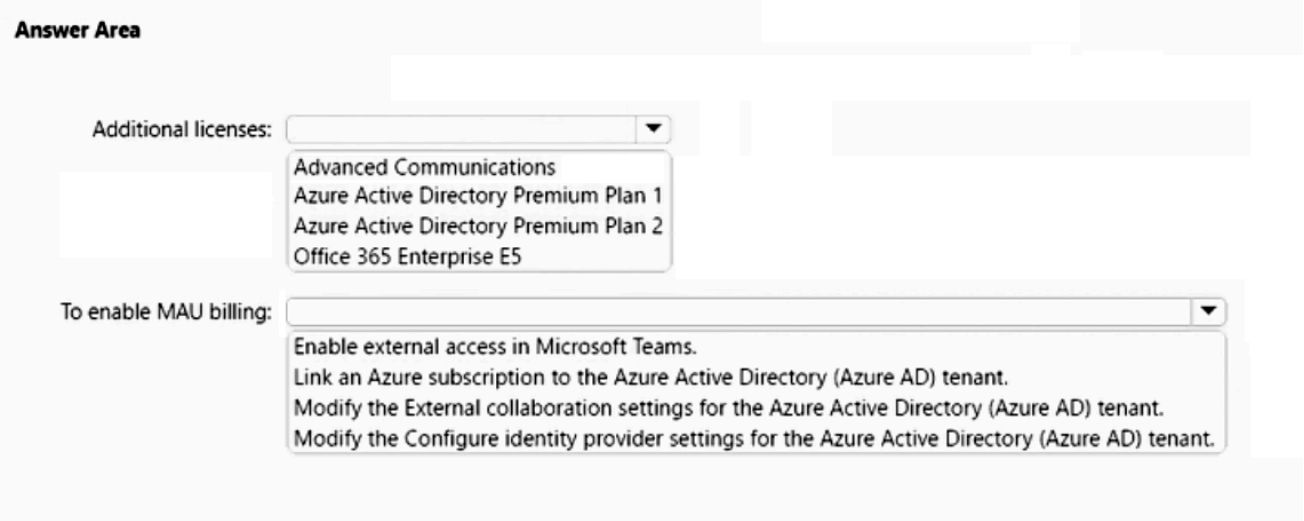

Suggested Answer:

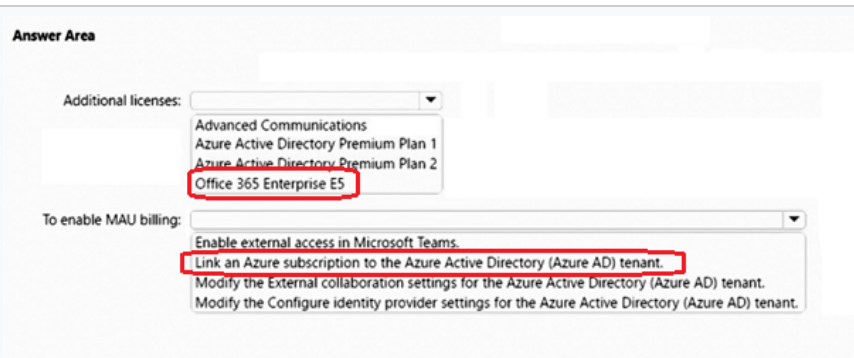

VinnieProIT Highly Voted 1 year, 9 months ago

Correct answer is :
Azure AD Premium Plan 2 (This will make sure you get Access Review feature as well as MAU billing. With P1 you wont get Access Review but can get MAU billing.)
An Azure AD tenant must be linked to a resource group within an Azure subscription for proper billing and access to MAU features.
upvoted 8 times

Thespy45 Highly Voted 1 year, 11 months ago

Access Review is an Azure AD Premium plan 2 feature, so I would say Azure AD Premium plan 2 answer : https://learn.microsoft.com/en-us/azure/active-directory/governance/access-reviews-overview#license-requirements

Regarding second one, I agree link Azure subscription : https://learn.microsoft.com/en-us/azure/active-directory/external-identities/external-identities-pricing
upvoted 6 times

Fiqri Most Recent 1 year, 6 months ago

confusing as E5 also include P2 access review, cmiiw
upvoted 1 times

A_A_RON1 11 months, 3 weeks ago

Depends which e5 you are looking at. office 365 e5 is different than microsoft 365 e5. (m365 has azure ad premium p2 whereas o365 e5 doesnot).

upvoted 1 times

unbelievable 1 year, 10 months ago

"Your first 50,000 MAUs per month are free for both Premium P1 and Premium P2 features."

https://learn.microsoft.com/en-us/azure/active-directory/external-identities/external-identities-pricing

upvoted 1 times

Jo696 1 year, 11 months ago

I would suggest it is Azure AD P2 license. Second answer is correct, in link below nothing about E5 license but access reviews a P2 license is required

https://learn.microsoft.com/en-us/azure/active-directory/external-identities/external-identities-pricing

upvoted 3 times

bootscootinboogy 1 year, 11 months ago

License for Access Reviews is for sure Azure AD Premium P2 license:

Using this feature requires Azure AD Premium P2 licenses

upvoted 3 times

sawa213 1 year, 11 months ago

thoughts for the first licences? the second one for linkAD is correct

upvoted 1 times

Question #72 *Topic 2*

You have a Microsoft 365 E5 subscription that uses Teams.

When you attempt to create a new sensitivity label for Teams, you discover that the Groups & sites option is unavailable as shown in the following exhibit.

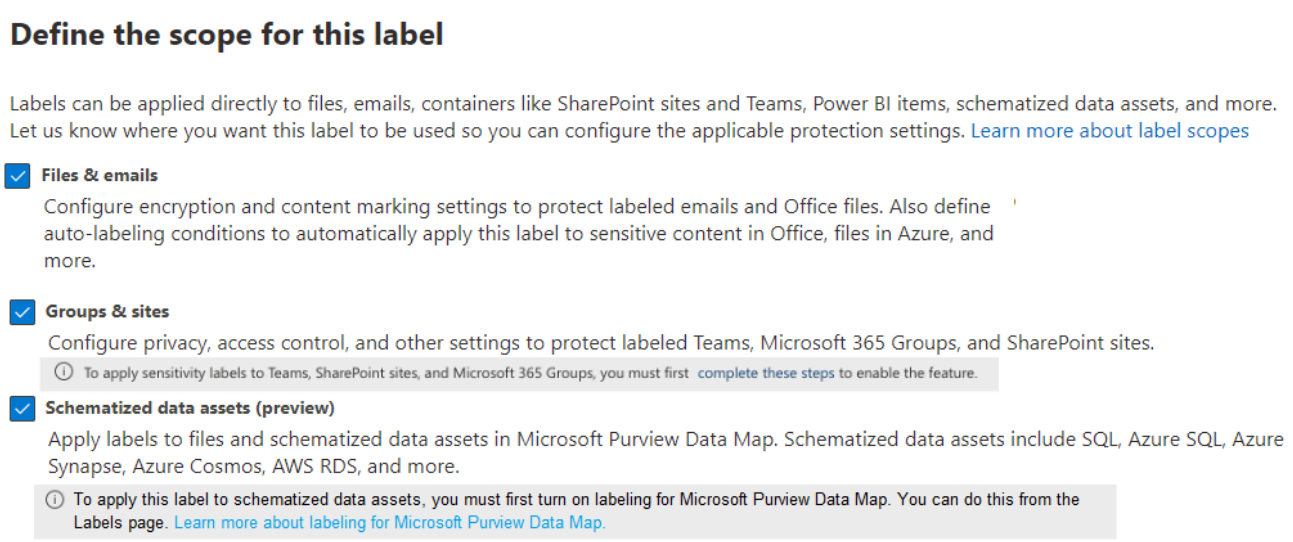

You need to be able to select Groups & sites when you create the sensitivity label.

Which cmdlet should you run?

A. Set-UnifiedGroup

B. Set-AzureADDirectorySetting

C. Set-CsTeamsEnhancedEncryptionPolicy

D. Set-SPOSiteOffice365Group

Suggested Answer: *B*

Community vote distribution

B (100%)

robonius Highly Voted 1 year, 10 months ago

Was on the exam 2/16/23

upvoted 12 times

Frankmann Most Recent 4 months, 3 weeks ago

Selected Answer: B

Azure AD and MSOnline PowerShell modules are deprecated as of March 30, 2024.

If you have this Question after this date, the correct answer is

Update-MgBetaDirectorySetting

upvoted 4 times

Mlportu 1 year, 7 months ago

Selected Answer: B

b is correct

upvoted 4 times

VinnieProIT 1 year, 9 months ago

Selected Answer: B

https://learn.microsoft.com/en-us/azure/active-directory/enterprise-users/groups-assign-sensitivity-labels

Set-AzureADDirectorySetting -Id $grpUnifiedSetting.Id -DirectorySetting $Setting

upvoted 4 times

Nico282 1 year ago

To understand the command:

$Setting["EnableMIPLabels"] = "True"

upvoted 1 times

Sotobosque 1 year, 11 months ago

Correct

https://techcommunity.microsoft.com/t5/microsoft-365/how-to-set-up-sensitivity-labels-for-microsoft-teams-microsoft/m-p/3262679

upvoted 4 times

SIMULATION
-

Please wait while the virtual machine loads. Once loaded, you may proceed to the lab section. This may take a few minutes, and the wait time will not be deducted from your overall test time.

When the Next button is available, click it to access the lab section. In this section, you will perform a set of tasks in a live environment. While most functionality will be available to you as it would be in a live environment, some functionality (e.g. copy and paste, ability to navigate to external websites) will not be possible by design.

Scoring is based on the outcome of performing the tasks stated in the lab. In other words it doesn't matter how you accomplish the task, if you successfully perform it, you will earn credit for that task.

Labs are not timed separately, and this exam may have more than one lab that you must complete. You can use as much time as you would like to complete each lab. But you should manage your time appropriately to ensure that you are able to complete the lab(s) and all other sections of the exam in the time provided.

Please not that once you submit your work by clicking the Next button within a lab, you will NOT be able to return to the lab.

You may now click next to proceed to the lab.

Username and password.

Use the following login credentials as needed:

To enter your username, place your cursor in the Sign in box and click on the username below.

To enter your password, place your cursor in the Enter password box and click on the password below.

Microsoft 365 Username:
admin@XXXXXXXXXXX.onmicrosoft.com
Microsoft 365 Password: XXXXXXXXXXXX

If the Microsoft 365 portal does not load successfully in the browser, press CTRL-K to reload the portal in a new browser tab.

The following information is for technical support purposes only:

Lab Instance: 26178313
-

Task 3
-

Adele Vance is a member of your company's technology adoption team.

You need to provide only Adele with the ability to turn on and off Teams preview features.

To complete this task, sign in to the Microsoft 365 portal.

Suggested Answer:

Teams supports the ability to allow selected users to enable Public Preview features in the desktop and browser clients for an early view of functionality. You'll need to create a new update policy in the Teams admin center and assign it to the people you want to access public preview.

Step 1: In Microsoft Teams admin center select Teams->Update policies

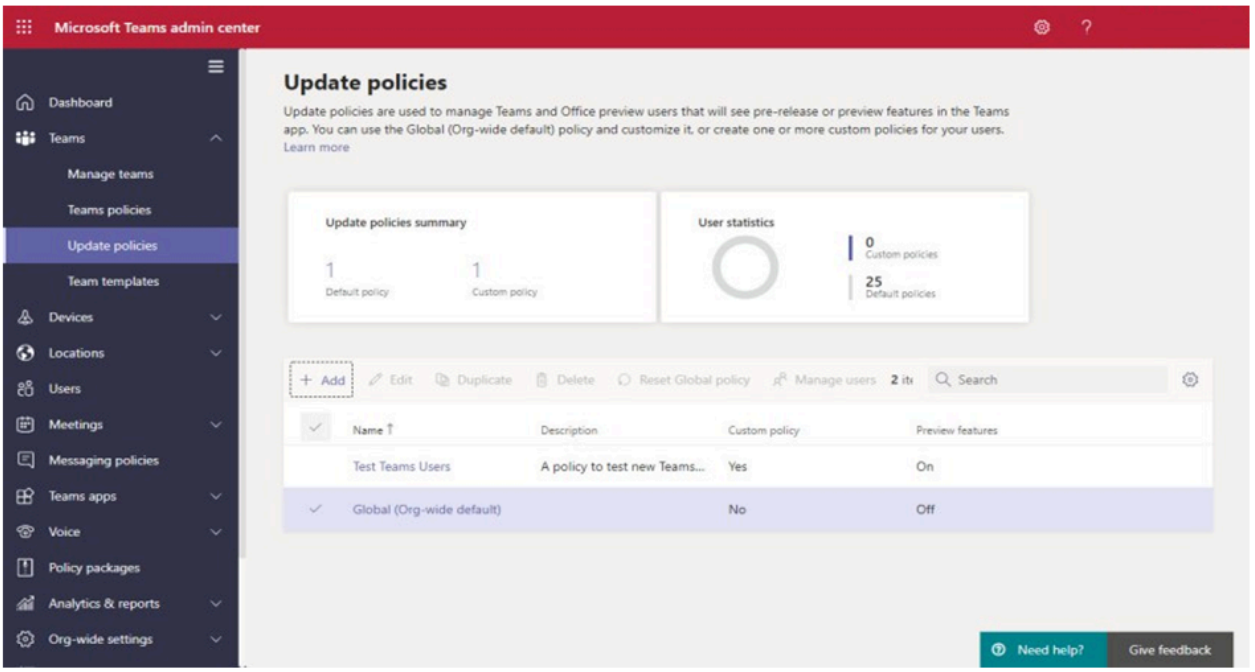

Step 2: Click Add

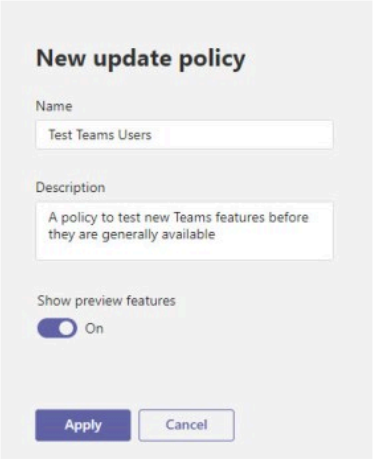

Step 3: Set Show preview features to On, and click Apply.

Step 4: In Microsoft Teams admin center select Users, and Adele.
Once the new update policy is saved, it can be assigned to user accounts.
You can do this by editing user accounts through the Teams admin center and editing the set of policies assigned to the account.

Step 5: In the Edit user policies window select Update policy and select the policy you defined.

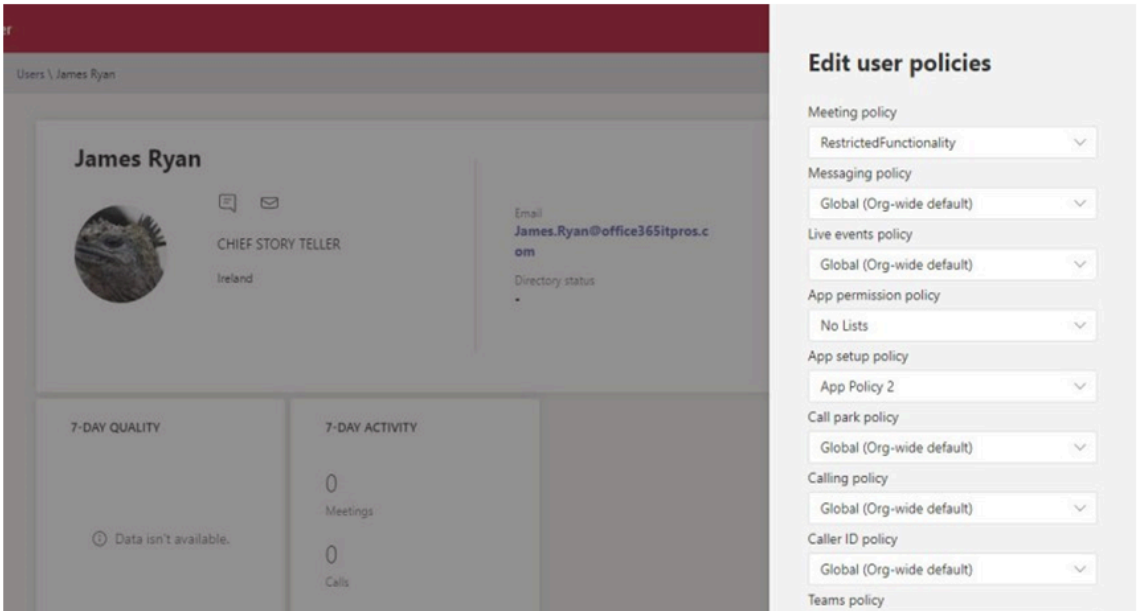

SoutPaw Highly Voted 1 year, 9 months ago
Does MS-700 exam contain simulation labs like this?
upvoted 7 times

K_Cooper Most Recent 1 year ago
This appears to have changed, since the Show Teams preview features now has a drop-down menu with Off, Users can opt in, On for users in Current Channel(Preview) and On for everyone.
upvoted 1 times

chihiro0w0 1 year ago
Which of the options are correct??
upvoted 1 times

razit 4 months, 1 week ago
For me if you should on and off now correct is „Users can opt in"
upvoted 1 times

globy118 1 year, 6 months ago
Teams > teams update policies > add > Show teams preview features
upvoted 1 times

fzero 1 year, 8 months ago
O exame MS-700 contém laboratórios de simulação como este?
upvoted 3 times

VinnieProIT 1 year, 9 months ago
I believe the simulation question is How to provide access only to a specific user who can turn on and off Teams preview features form their Teams desktop client?

Solution : Create a custom Teams Update policy with "allow public feature preview" enabled & then assign that custom policy to a User Account in this case Adele.

Step 1:TAC>Teams>Teams update Policies>Create a new policy and enable "Allow Public preview".
Step 2: Apply the update policy to user Adele.

reference :https://office365itpros.com/2020/11/30/teams-preview-features/

The user can then Switch to the Teams public preview from their client https://support.microsoft.com/en-us/office/get-early-access-to-new-teams-features-a6e387fe-1cad-4f90-ad78-1a311c77b36d
upvoted 3 times

VinnieProIT 1 year, 9 months ago
sorry did not click "reveal the solution" instead did research myself first
upvoted 2 times

CloudCanary 1 year, 5 months ago
Thank you
upvoted 1 times

sawa213 1 year, 11 months ago

where is simulation came from? making thing more complex

upvoted 4 times

SIMULATION
-

Please wait while the virtual machine loads. Once loaded, you may proceed to the lab section. This may take a few minutes, and the wait time will not be deducted from your overall test time.

When the Next button is available, click it to access the lab section. In this section, you will perform a set of tasks in a live environment. While most functionality will be available to you as it would be in a live environment, some functionality (e.g. copy and paste, ability to navigate to external websites) will not be possible by design.

Scoring is based on the outcome of performing the tasks stated in the lab. In other words it doesn't matter how you accomplish the task, if you successfully perform it, you will earn credit for that task.

Labs are not timed separately, and this exam may have more than one lab that you must complete. You can use as much time as you would like to complete each lab. But you should manage your time appropriately to ensure that you are able to complete the lab(s) and all other sections of the exam in the time provided.

Please not that once you submit your work by clicking the Next button within a lab, you will NOT be able to return to the lab.

You may now click next to proceed to the lab.

Username and password.

Use the following login credentials as needed:

To enter your username, place your cursor in the Sign in box and click on the username below.

To enter your password, place your cursor in the Enter password box and click on the password below.

Microsoft 365 Username:
admin@XXXXXXXXXXX.onmicrosoft.com
Microsoft 365 Password: XXXXXXXXXXXX

If the Microsoft 365 portal does not load successfully in the browser, press CTRL-K to reload the portal in a new browser tab.

The following information is for technical support purposes only:

Lab Instance: 26178313
-

Task 10
-

You need to set Microsoft SharePoint as the only cloud storage option for all teams.

To complete this task, sign in to the Microsoft 365 portal.

Suggested Answer:

Step 1: In the team channel, click the File tab

Step 2: From the toolbar click on Add cloud storage

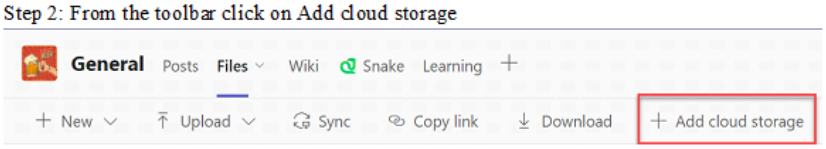

Step 3: Select the storage provider. Select SharePoint

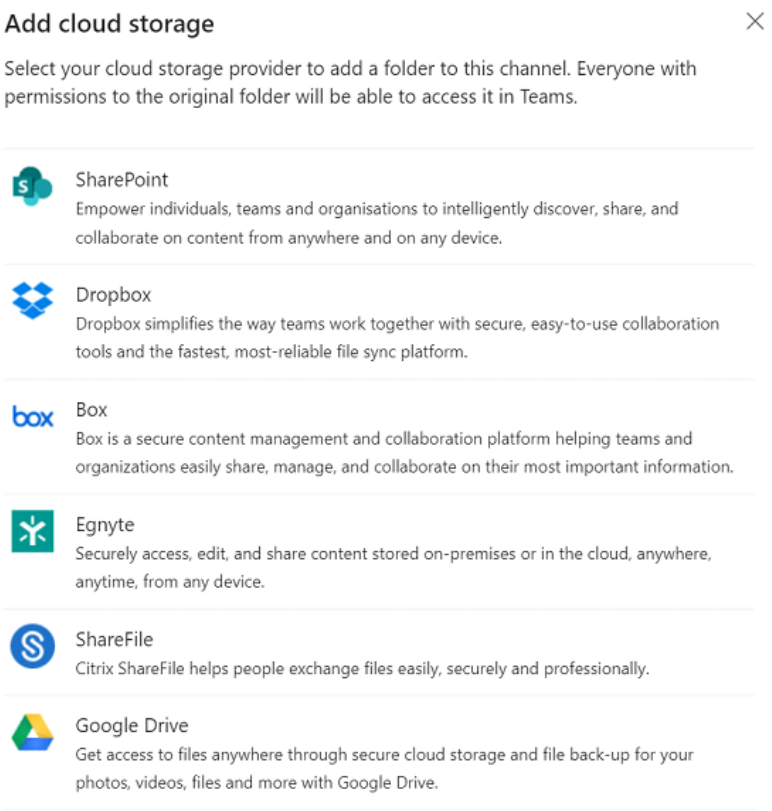

Step 4: Configure the authorization between Teams and the cloud storage provider, this step will be different for each provider

Step 5: Once authorized select the folder you want to add to the channel and click Add folder, to add the entire storage simply click Add folder

Step 6: Etc.

nwmc Highly Voted 1 year, 11 months ago

The Answer is wrong. you should do this in TAC > Teams Settings>Files> all options turn off

upvoted 17 times

Divya9 1 year, 3 months ago

The answer provided by nwmc is correct.

upvoted 2 times

Krachowsky 1 year, 11 months ago

Do you had this question in a real exam situation? Maybe you have no access to the TAC, but only the Teams Client. If you have access to the TAC, I would agree with you.

upvoted 1 times

cadaver 1 year, 11 months ago

Agreed. I have no idea what the suggested answer is trying to accomplish based on the question.

upvoted 1 times

Stark365 1 year, 11 months ago

nwmc is correct

upvoted 1 times

unbelievable Highly Voted 1 year, 11 months ago

1. Log in to the Microsoft 365 admin center using your admin credentials.
2. In the left-hand navigation, click on "Settings" and then click on "Services & add-ins".
3. Select "Microsoft Teams" from the list of services.
4. Under "SharePoint storage", click on "Edit".
5. In the "SharePoint storage" section, select "SharePoint" as the default storage option.
6. To disable the other storage options, look for "Allow access to other storage providers" and uncheck it.
7. Click on "Save" to apply the changes.

upvoted 10 times

unbelievable 1 year, 10 months ago

Confusing as detail is light in the question. This must be the answer now then:
Microsoft Teams supports storing and sharing files on a number of 3rd party providers, including Citrix files, DropBox, Box, Google Drive and Egnyte. You wish to restrict file storage to Sharepoint and OneDrive for Business only, so you will disable all 3rd party providers.
Microsoft Teams Admin Center, select Org-wide settings > Teams Settings
Under Files, starting with Citrix files and continuing downward to Egnyte set all of the toggles to Off.
Scroll down to click the Save button.

upvoted 9 times

VinnieProIT 1 year, 9 months ago

I agree with unbelievable's answer above as the question is specifically on how to set SharePoint as default storage for all Teams, but the solution provided when you reveal the solution only applies to only one Team and not all.

upvoted 3 times

razit Most Recent 4 months, 1 week ago

1. Sign in to the admin center.
2. Go to the Settings > Org settings page.
3. On the Services tab, select Microsoft 365 on the web.
4. Select or clear the checkbox to let users open files stored in third-party storage services in Microsoft 365 on the web, and then select Save.

From https://learn.microsoft.com/en-us/microsoft-365/admin/setup/set-up-file-storage-and-sharing?view=o365-worldwide#enable-or-disable-third-party-storage-services

upvoted 1 times

K_Cooper 1 year ago

With Office on the Web changing over to Microsoft 365 on the web, it appears that Rider79's answer is the most correct, if you're trying to restrict this storage from the M365 admin center alone. If you have access to TAC, then nwmc has the best answer.

upvoted 1 times

vv04 1 year, 3 months ago

During test, you need to type MS365 portal URL?

upvoted 1 times

Bobalo 9 months ago

You're in a simulated environment, but yes.

upvoted 1 times

Fiqri 1 year, 6 months ago

Wrong answer,
It should be TAC > Teams Settings > Files > Set All Options to Off
so user within the tenant can only save their files in SharePoint.

upvoted 1 times

Rider79 1 year, 11 months ago

1- Sign in to to the admin center.
2 - Go to the Settings > Org settings page.
3 - On the Services tab, select Office on the web.
4 - Select or deselect the check box to turn third-party storage on or off, then select Save changes.
Source: https://learn.microsoft.com/en-us/microsoft-365/admin/setup/set-up-file-storage-and-sharing?view=o365-worldwide

upvoted 5 times

SIMULATION
-

Please wait while the virtual machine loads. Once loaded, you may proceed to the lab section. This may take a few minutes, and the wait time will not be deducted from your overall test time.

When the Next button is available, click it to access the lab section. In this section, you will perform a set of tasks in a live environment. While most functionality will be available to you as it would be in a live environment, some functionality (e.g. copy and paste, ability to navigate to external websites) will not be possible by design.

Scoring is based on the outcome of performing the tasks stated in the lab. In other words it doesn't matter how you accomplish the task, if you successfully perform it, you will earn credit for that task.

Labs are not timed separately, and this exam may have more than one lab that you must complete. You can use as much time as you would like to complete each lab. But you should manage your time appropriately to ensure that you are able to complete the lab(s) and all other sections of the exam in the time provided.

Please not that once you submit your work by clicking the Next button within a lab, you will NOT be able to return to the lab.

You may now click next to proceed to the lab.

Username and password.

Use the following login credentials as needed:

To enter your username, place your cursor in the Sign in box and click on the username below.

To enter your password, place your cursor in the Enter password box and click on the password below.

Microsoft 365 Username:
admin@XXXXXXXXXXX.onmicrosoft.com
Microsoft 365 Password: XXXXXXXXXXXX

If the Microsoft 365 portal does not load successfully in the browser, press CTRL-K to reload the portal in a new browser tab.

The following information is for technical support purposes only:

Lab Instance: 26178313
-

Task 11
-

You need to restrict external Teams communication for both calling and personal chat to only organizational users that use the microsoft.com domain.

To complete this task, sign in to the Microsoft 365 portal.

Suggested Answer:

Manage external meetings and chat in Microsoft Teams
Allow or block domains
If you add blocked domains, all other domains will be allowed; and if you add allowed domains, all other domains will be blocked. The exception to this rule is if anonymous participants are allowed in meetings.

1. Using the Microsoft Teams admin center to allow specific domains
2. In the Teams admin center, go to Users > External access.
3. Under Choose which domains your users have access to, choose Allow only specific external domains.
4. Select Allow domains.
5. In the Domain box, type the domain that you want to allow, in this case microsoft.com, and then click Done.
6. If you want to allow another domain, click Add a domain.
7. Click Save.

Reference: https://learn.microsoft.com/en-us/microsoftteams/manage-external-access

correction 3 months, 3 weeks ago
https://learn.microsoft.com/en-us/microsoftteams/trusted-organizations-external-meetings-chat?WT.mc_id=TeamsAdminCenterCSH&tabs=organization-settings#organization-settings-and-user-policies-for-external-access
upvoted 1 times

Phirom 8 months, 2 weeks ago
Should select block only specific external domains
upvoted 2 times

SeanCage 1 year, 10 months ago
Correct, from TAC>Users>External Access you allow specific domains
upvoted 3 times

SIMULATION
-

Please wait while the virtual machine loads. Once loaded, you may proceed to the lab section. This may take a few minutes, and the wait time will not be deducted from your overall test time.

When the Next button is available, click it to access the lab section. In this section, you will perform a set of tasks in a live environment. While most functionality will be available to you as it would be in a live environment, some functionality (e.g. copy and paste, ability to navigate to external websites) will not be possible by design.

Scoring is based on the outcome of performing the tasks stated in the lab. In other words, it doesn't matter how you accomplish the task, if you successfully perform it, you will earn credit for that task.

Labs are not timed separately, and this exam may have more than one lab that you must complete. You can use as much time as you would like to complete each lab. But you should manage your time appropriately to ensure that you are able to complete the lab(s) and all other sections of the exam in the time provided.

Please not that once you submit your work by clicking the Next button within a lab, you will NOT be able to return to the lab.

You may now click next to proceed to the lab.

Username and password.

Use the following login credentials as needed:

To enter your username, place your cursor in the Sign in box and click on the username below.

To enter your password, place your cursor in the Enter password box and click on the password below.

Microsoft 365 Username:
admin@XXXXXXXXXXX.onmicrosoft.com
Microsoft 365 Password: XXXXXXXXXXXX

If the Microsoft 365 portal does not load successfully in the browser, press CTRL-K to reload the portal in a new browser tab.

The following information is for technical support purposes only:

Lab Instance: 26178313
-

Task 12
-

You need to create a Microsoft 365 group named TeamsAdmin that can manage Teams Phone configurations without being able to manage teams and channels.

To complete this task, sign in to the Microsoft 365 portal.

Suggested Answer:

Create a group in the Microsoft 365 admin center

1. In the admin center, expand Groups, and then click Groups.
2. Select Add a group.
3. On the Choose a group type page, select Microsoft 365, and select Next.
4. On the Basics page, type a name for the group, in this case TeamsAdmin, and, optionally, a description. Select Next.
5. On the Owners page, choose the name of one or more people who will be designated to manage the group. Anyone who is a group owner will be able to delete email from the Group inbox. Other members won't be able to delete email from the Group inbox. Select Next.
6. On the Members page, choose the name of one or more people who will be designated as members of the group. Select Next.
7. On the Settings page, type a unique email address for the group, choose a privacy option and whether you want to add Microsoft Teams, and then select Next.
8. After reviewing your settings and making any changes, select Create group.
9. Select Close.

After creating a new group and adding members, you can further configure your group, such as editing the group name or description, changing owners or members, and specifying whether external senders can email the group and whether to send copies of group conversations to members.

Assigning a Role in Microsoft Teams

Step 1: In the left navigation of the Microsoft Teams Rooms managed service portal, go to Settings > Roles.

Step 2: Select the role you want to assign. In this case select Teams Device admin.
Note: To manage devices, such as change device configuration, restart devices, manage updates, or view device and peripheral health, you need to be assigned one of the following Microsoft 365 admin roles:

Microsoft 365 Global admin
Teams Service admin
Teams Device admin

Step 3: On the General settings page, under Assignment properties, enter a name for this assignment. The description is optional. Choose Next.

Step 4: On the Members page, in the Search for user or security group box, enter the name of a user or security group, in this case TeamsAdmin, in your tenant to which you want to give permissions, and then complete the selection. Choose Next.

Step 5: On the Scope page, in the Search for room or room group box, type the name of either a room or room group that the user will be allowed to manage. Choose Next.

Step 6: On the Finish page, review the details of the assignment. If you're satisfied with the configuration, choose Add assignment. If you want to edit a section, use the Previous button or select the step in the left navigation.

Reference: https://learn.microsoft.com/en-us/microsoft-365/admin/create-groups/create-groups
https://www.communicationsquare.com/news/role-based-access-in-microsoft-teams/
https://learn.microsoft.com/en-us/microsoftteams/using-admin-roles

correction 3 months, 3 weeks ago

I think the role should be Team Communication Administrator or Teams Telephony Administrator (least privilege)

upvoted 1 times

LLama33 9 months ago

365 group cannot be assigned to an administrative role, you havo to create a security group and then assign teams device administrator

upvoted 1 times

ExamGuy43545 11 months ago

I'm only able to do this in "Microsoft Entra admin center"

You create the O365 group and make sure you choose YES under "Microsoft Entra roles can be assigned to the group"

Then you're able to click on the group settings and click "Assigned Roles" and assign Teams Device Administrator. Holy smokes, anyone know where we can get some updated exams??

upvoted 1 times

syougun200x 1 year, 7 months ago

Can find Teams device admin role only in AAD console but 365 console. Do not know what I am doing wrong.

upvoted 1 times

ortega 2 years, 4 months ago

I don't fully understand the answers , can anyone simplify it ?

Thanks

upvoted 2 times

Krachowsky 2 years, 5 months ago

"You need to create a M365 group" is mentioned in the task. Nothing with security group.. Guys read the task.

upvoted 3 times

VinnieProIT 2 years, 3 months ago

i agree with you but hard to say without the simulation present.

upvoted 1 times

ziggy1117 2 years, 5 months ago

create Security Group in Microsoft 365 Portal and assign the Teams Device Administrator Role

upvoted 2 times

ziggy1117 2 years, 5 months ago

create Security Group in Azure AD and assign the Teams Device Administrator Role

upvoted 2 times

nwmc 2 years, 5 months ago

possible in Azure AD. Create the Group in Azure AD and assign the Teams Devices admin role

upvoted 3 times

Question #77 *Topic 2*

DRAG DROP
-

You have a Microsoft 365 E5 subscription that uses Microsoft Teams.

You need to ensure that the users in your organization can communicate with external users who use Teams for personal use.

How should you complete the PowerShell cmdlets? To answer, drag the appropriate values to the correct targets. Each value may be used once, more than once, or not at all. You may need to drag the split bar between panes or scroll to view content.

NOTE: Each correct selection is worth one point.

Suggested Answer:

unbelievable Highly Voted 10 months, 4 weeks ago
TeamsConsumer is needed for Teams personal accounts:
https://erik365.blog/2021/11/12/how-to-enable-teams-business-users-to-chat-with-teams-personal-accounts/
But firstly you need to enable AllowFederatedUsers
upvoted 5 times

codeaktivist Highly Voted 11 months, 2 weeks ago
Correct, however the order should not matter https://learn.microsoft.com/en-us/powershell/module/skype/set-cstenantfederationconfiguration
upvoted 5 times

Jagomsah Most Recent 9 months, 1 week ago
That's right:
-AllowFederatedUsers: When set to True (the default value) users will be potentially allowed to communicate with users from other domains. If this property is set to False then users cannot communicate with users from other domains

-AllowTeamsConsumer: Allows federation with people using Teams with an account that's not managed by an organization.

Not valid here would be:

-AllowPublicUsers: When set to True (the default value) users will be potentially allowed to communicate with users who have accounts on public IM and presence providers such as Windows Live, Yahoo, and AOL.

It's only for specific providers (Public IM)
upvoted 3 times

VinnieProIT 9 months, 3 weeks ago
Set-CsTenantFederationConfiguration -AllowTeamsConsumer $true -AllowPublicUsers $true

OR
Set-CsTenantFederationConfiguration -AllowPublicUsers $true -AllowTeamsConsumer $true

Explaination :
Set-CsTenantFederationConfiguration -->enable and disable federation with other domains and federation with public providers.

-AllowPublicUsers -->When set to True (the default value) users will be potentially allowed to communicate with users who have accounts on public IM and presence providers such as Windows Live, Yahoo, and AOL.

-AllowTeamsConsumer--> Allows federation with people using Teams with an account that's not managed by an organization.

reference:https://learn.microsoft.com/en-us/powershell/module/skype/set-cstenantfederationconfiguration?view=skype-ps

upvoted 3 times

emski 11 months, 1 week ago

I'd go for -AllowPublicUsers and -AllowTeamsConsumers given the "personal use" requirement.

upvoted 4 times

Question #78 *Topic 2*

You have a Microsoft 365 E3 subscription that uses Microsoft Teams.

You plan to deploy 20 conference phones that will support Direct Routing and one-touch join for Teams calendar meetings.

Which type of license do you require for each phone?

A. Common Area Phone

B. Microsoft 365 Business Standard

C. Microsoft Teams Rooms Standard

D. Microsoft 365 E3

Suggested Answer: *D*

Community vote distribution

C (72%) A (28%)

jackhuang1117 Highly Voted 1 year, 6 months ago

Common Area Phone is no more exist, Now is Microsoft Teams Shared Devices.
and TSD including Phone System.

upvoted 7 times

bootscootinboogy Highly Voted 1 year, 11 months ago

Selected Answer: C

I am pretty sure the answer should be Teams Room Standard license. (Although the correct name is Teams Room Basic.)

In the following link about Common Area Phone licenses, it states "For a more complete meeting room experience, including audio conferencing, consider purchasing a dedicated Teams Rooms license with a Teams Rooms device instead."
https://learn.microsoft.com/en-us/microsoftteams/set-up-common-area-phones

"The Teams Rooms Basic license includes scheduling, joining meetings, content sharing, and collaborative white boarding." An organization can have up to 25 Teams Room Basic licenses and this question is requesting licenses for 20 conference phones.

upvoted 5 times

razit Most Recent 4 months, 1 week ago

Selected Answer: A

Should be Teams Phone or E5 or Microsoft Teams Shared Devices (old Common Area Phone)

Microsoft Teams Rooms Basic licenses aren't supported on and won't work with Teams Phone devices. An account with a Basic license assigned will be blocked from sign in.

upvoted 1 times

Aboed 7 months, 3 weeks ago

Teams Shared Devices,

upvoted 1 times

jwillams 1 year, 6 months ago

Selected Answer: A

To deploy conference phones that support Direct Routing and one-touch join for Teams calendar meetings, you would require the Common Area Phone license for each phone.

The Common Area Phone license is specifically designed for devices like conference phones, lobby phones, and shared devices that are not associated with a specific user. It provides the necessary capabilities for these devices to connect to Microsoft Teams, including the ability to make and receive calls, access voicemail, and join Teams meetings.

upvoted 4 times

Mlportu 1 year, 7 months ago

Correct is c

upvoted 1 times

VinnieProIT 1 year, 9 months ago

Selected Answer: C

correct answer is C

Key word here is Direct Routing

Teams Room Standard license will give you the Phone System + Audio conferencing license +exchange mailbox for calendar scheduling.

E3 will not give you Phone system & Audio conferencing but only exchange mailbox

upvoted 3 times

VinnieProIT 1 year, 9 months ago

Forgot to add Common Area phone doesn't have an exchange mailbox so its ruled out .

upvoted 3 times

klederson 1 year, 11 months ago

Selected Answer: C

no one for now, but in this case the most correct is C.

https://learn.microsoft.com/en-us/microsoftteams/rooms/rooms-licensing

upvoted 1 times

RADYN 1 year, 11 months ago

Selected Answer: C

https://learn.microsoft.com/en-us/microsoftteams/rooms/rooms-licensing

upvoted 2 times

cadaver 1 year, 11 months ago

Agree with C, although Teams Room Standard is now a legacy license, which is now Basic or Pro. Probably wont see this on the test in 2023

https://learn.microsoft.com/en-us/microsoftteams/rooms/rooms-licensing

upvoted 3 times

Rushabh0 1 year, 11 months ago

Selected Answer: C

The correct answer is C.

upvoted 1 times

unbelievable 1 year, 11 months ago

Selected Answer: C

"conference" phones go in "rooms". common area "phones" are phones in the kitchen, next to the main door, next to a security door...they're handsets and not conference phones...you going to have a conference in a common area??

upvoted 1 times

Pubbert 1 year, 11 months ago

Selected Answer: A

I also believe its A.

upvoted 1 times

DanielMartos 1 year, 11 months ago

Selected Answer: A

The correct answer is A

upvoted 1 times

pakrzywicki 1 year, 11 months ago

https://techcommunity.microsoft.com/t5/microsoft-teams/common-area-phone-license-and-meeting-rooms-signinmode/m-p/2579169

Answer is C.

upvoted 1 times

miarr 1 year, 11 months ago

I think the answer is A ; conference phones are mostly for common area https://learn.microsoft.com/en-us/microsoftteams/set-up-common-area-phones

upvoted 2 times

JOates1993 1 year, 11 months ago

Answer cannot be E3. It's stated in the question you already have it

upvoted 2 times

Question #79 *Topic 2*

DRAG DROP
-

Your company has a trading department and a research department.

The company purchases a Microsoft 365 E5 subscription.

You plan to deploy Microsoft 365 E5 licenses to all users.

You need to block communication between the users in the trading department and the users in the research department.

Which four actions should you perform in sequence? To answer, move the appropriate actions from the list of actions to the answer area and arrange them in the correct order.

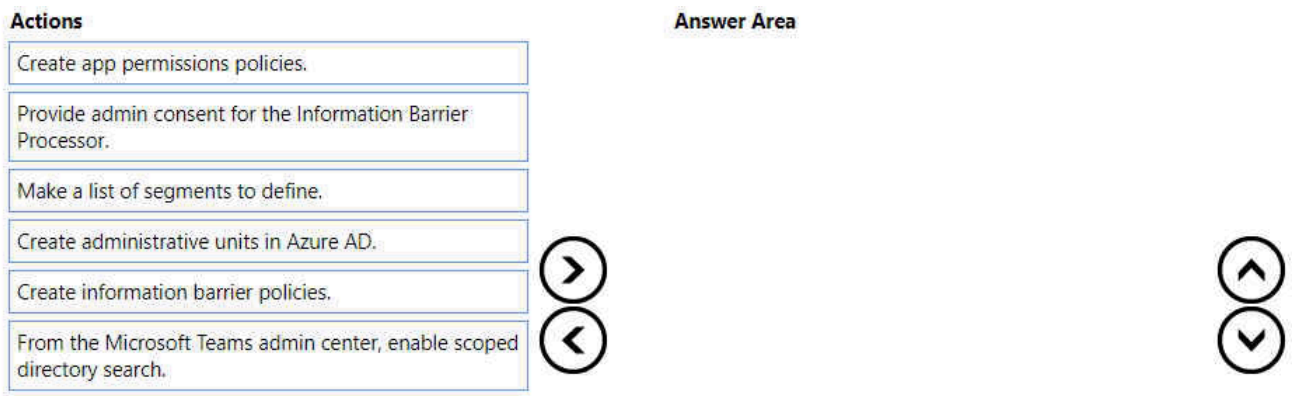

Suggested Answer:

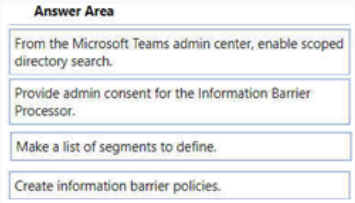

Jagomsah Highly Voted 1 year, 9 months ago

STEP1: Prerequisites (among others):
- Scoped directory search
- Admin consent for IB in Microsoft Teams

STEP2: Segment users in your organization

STEP 3: Create IB policies

STEP 4: Apply IB policies

STEP 5: Configuration for information barriers on SharePoint and OneDrive

.....

upvoted 5 times

aj026 1 year, 5 months ago

It would be great if you answer them according to the questions as your answers does not reflect the options.

upvoted 6 times

BigO76 1 year ago

the given answers are correct. They havent given you all the options, but what they have given seems to be the right order according to the link from nwmc

https://learn.microsoft.com/en-us/microsoft-365/compliance/information-barriers-policies?view=o365-worldwide
upvoted 1 times

r2c3po Most Recent 8 months ago

To effectively block communication between users in the trading department and the research department, follow these steps in sequence:

1. **Make a list of segments to define**:
Identify the specific user groups (segments) that need to be separated. For example, create segments for the trading department and the research department.

2. **Create information barrier policies**:
Information barrier policies allow you to restrict communication and collaboration between specific groups of users. Define policies that prevent users in the trading department from communicating with users in the research department[1][1].

3. **Provide admin consent for the Information Barrier Processor**:
Ensure that the necessary permissions are granted for implementing information barriers. Admin consent is essential for the effective functioning of these policies[1][1].

4. **From the Microsoft Teams admin center, enable scoped directory search**:
Scoped directory search allows you to limit the visibility of certain users to others.
upvoted 2 times

nwmc 1 year, 11 months ago

https://learn.microsoft.com/en-us/microsoft-365/compliance/information-barriers-policies?view=o365-worldwide
upvoted 3 times

Question #80 *Topic 2*

DRAG DROP

-

You have a Microsoft 365 E5 subscription that contains a Microsoft Teams team named Confidential.

You need to ensure that guest users cannot be added to the Confidential team.

How should you complete the PowerShell script? To answer, drag the appropriate values to the correct targets. Each value may be used once, more than once, or not at all. You may need to drag the split bar between panes or scroll to view content.

NOTE: Each correct selection is worth one point.

Values

- Get-AzureADDirectorySetting
- Get-AzureADDirectorySettingTemplate
- Get-AzureADGroup
- Get-AzureADMSGroup
- Set-AzureADGroup
- Set-AzureADMSGroup

Answer Area

```
$GroupName = "<GroupName>"
Connect-AzureAD
$template = [                                  ] | ? {$_.displayname -eq "group.unified.guest"}
$settingsCopy = $template.CreateDirectorySetting()
$settingsCopy["AllowToAddGuests"]=$False
$groupID= ( [                                  ] -SearchString $GroupName).ObjectId
New-AzureADObjectSetting -TargetType Groups -TargetObjectId $groupID -DirectorySetting $settingsCopy
```

Suggested Answer:

Answer Area

```
$GroupName = "<GroupName>"
Connect-AzureAD
$template = [ Get-AzureADDirectorySettingTemplate ] | ? {$_.displayname -eq "group.unified.guest"}
$settingsCopy = $template.CreateDirectorySetting()
$settingsCopy["AllowToAddGuests"]=$False
$groupID= ( [ Get-AzureADDirectorySetting ] -SearchString $GroupName).ObjectId
New-AzureADObjectSetting -TargetType Groups -TargetObjectId $groupID -DirectorySetting $settingsCopy
```

carlos_40 Highly Voted 2 years, 5 months ago

Get-AzureADDirectorySettingTemplate and Get-AzureADGroup:

$GroupName = "<GroupName>"
Connect-AzureAD
$template = Get-AzureADDirectorySettingTemplate | ? {$_.displayname -eq "group.unified.guest"}
$settingsCopy = $template.CreateDirectorySetting()
$settingsCopy["AllowToAddGuests"]=$False
$groupID= (Get-AzureADGroup -SearchString $GroupName).ObjectId
New-AzureADObjectSetting -TargetType Groups -TargetObjectId $groupID -DirectorySetting $settingsCopy

https://learn.microsoft.com/en-us/microsoft-365/solutions/per-group-guest-access?view=o365-worldwide

upvoted 22 times

Jo696 Highly Voted 2 years, 5 months ago

Second answer is wrong, should be Get-AzureADGroups (as shown below and confirmed in link)

upvoted 6 times

UWSFish Most Recent 7 months, 2 weeks ago

The answer should be, this is an absurd question, which I'm looking up on the internet if I ever need to do it, and will never remember a month after I've passed. But thx for the answer Carlos.

upvoted 1 times

idioteque 2 years, 3 months ago

The answer should be "Get-AzureADDirectorySettingTemplate" and "Get-AzureADGroup"

upvoted 4 times

Question #81 *Topic 2*

You have a Microsoft 365 subscription named contoso.com that uses Microsoft Teams.

You need to ensure that Microsoft Teams users can perform the following tasks:

• Search for customers that use Skype (Consumer).
• Start a Skype chat with the customers.

Which two actions should you perform? Each correct answer presents part of the solution.

NOTE: Each correct selection is worth one point.

A. From the Microsoft Teams admin center, turn on guest access.

B. From the Microsoft Teams admin center, turn on external access.

C. Add a _sipfederationtls SRV record to the contoso.com DNS domain.

D. Add a _sipinternaltls SRV record to the contoso.com DNS domain.

E. From the Azure portal, configure Azure AD B2C.

Suggested Answer: *BC*

Community vote distribution

BC (100%)

JamesWilliams Highly Voted 8 months, 2 weeks ago

Selected Answer: BC

B and C

On exam 31/03/2023

upvoted 6 times

LaTiaMatilde Highly Voted 9 months ago

On exam 30-March-2023

upvoted 5 times

Testsubject00001 Most Recent 9 months, 1 week ago

Selected Answer: BC

B and C:

SRV _sipfederationtls._tcp.<sipdomain>
_sipfederationtls._tcp.contoso.com External Access Edge FQDN
Access1.contoso.com Used for Federation and public IM connectivity

upvoted 3 times

idioteque 9 months, 3 weeks ago

Selected Answer: BC

B and C are the correct answers.

Correct me if I'm wrong. I don't have exact details but this is the closest answers to this question.

upvoted 3 times

SDO_Cologne 11 months ago

B. From the Microsoft Teams admin center, turn on external access.
D. Add a _sipinternaltls SRV record to the contoso.com DNS domain.

You need to turn on external access in the Microsoft Teams admin center to allow users to communicate with Skype consumers. You also need to add a _sipinternaltls SRV record to the contoso.com DNS domain to allow Skype consumers to find and communicate with users on your organization's domain.

This will allow your teams users to search for customers that use Skype (Consumer) and start a Skype chat with them.
Note: A & C are incorrect as they are used for federation with other organizations and E is not related to this scenario.
upvoted 3 times

LuisMLopes 9 months, 3 weeks ago
but who said anything about internal users? The question states for customers, so it will need federation record. I think the answer is correct (External access on Teams AC and _sipfederationtls SRV record)
upvoted 6 times

Jo696 11 months, 1 week ago
DNS records for Skype for business

https://learn.microsoft.com/en-us/skypeforbusiness/plan-your-deployment/network-requirements/dns
upvoted 1 times

Question #82 *Topic 2*

HOTSPOT
-

You have a Microsoft 365 subscription that uses Microsoft Teams.

You need to analyze the following:

• The call and meeting quality of individual users
• The call and meeting quality trends of your company

What should you use? To answer, select the appropriate options in the answer area.

NOTE: Each correct selection is worth one point.

The call and meeting quality of individual users:
- Call analytics
- Quality of Service (QoS)
- Call Quality Dashboard (CQD)

The call and meeting quality trends of the company:
- Call analytics
- Quality of Service (QoS)
- Call Quality Dashboard (CQD)

Suggested Answer:

The call and meeting quality of individual users:
- Call analytics
- Quality of Service (QoS)
- Call Quality Dashboard (CQD)

The call and meeting quality trends of the company:
- Call analytics
- Quality of Service (QoS)
- Call Quality Dashboard (CQD)

ryandrum5 Highly Voted 1 year, 11 months ago
On test 01/27/2023
upvoted 7 times

Atos Most Recent 12 months ago
Looks Correct:
Call Analytics - Call & Meetings - Individuals
QOS - Troubleshooting network
CQD - Call & Meetings - Org Wide
upvoted 3 times

syougun200x 1 year, 1 month ago
Can see what call analytics looks like here.

https://learn.microsoft.com/en-us/microsoftteams/use-call-analytics-to-troubleshoot-poor-call-quality#where-to-find-per-user-call-analytics
upvoted 2 times

Jo696 1 year, 11 months ago
Correct, see link

https://learn.microsoft.com/en-us/microsoftteams/monitor-call-quality-qos
upvoted 2 times

sawa213 1 year, 11 months ago

the answers are correct https://learn.microsoft.com/en-us/microsoftteams/quality-of-experience-review-guide

upvoted 2 times

Question #83 *Topic 2*

Your company uses Microsoft Teams.

You are assigned the Groups Administrator role.

You discover that you cannot create an expiration policy in Microsoft 365.

You need to create the expiration policy. The solution must use the principle of least privilege.

What should you do first?

A. Upgrade the Azure AD license.

B. Modify the global (Org-wide default) app permission policy.

C. Request the Global Administrator role.

D. Purchase a Microsoft Defender for Identity license.

Suggested Answer: *A*

Community vote distribution

C (54%) A (46%)

correction 3 months, 4 weeks ago

Selected Answer: A

Configuring and using the expiration policy for Microsoft 365 groups requires you to possess but not necessarily assign Microsoft Entra ID P1 or P2 licenses for the members of all groups to which the expiration policy is applied. For more information, see Getting started with Microsoft Entra ID P1 or P2.

Groups Administrator ---- Members of this role can create/manage groups, create/manage groups settings like naming and expiration policies, and view groups activity and audit reports.(as of March4,2025)
https://learn.microsoft.com/en-us/microsoft-365/solutions/microsoft-365-groups-expiration-policy?view=o365-worldwide#who-can-configure-and-use-the-microsoft-365-groups-expiration-policy

Groups Administrator role is already assigned to user so the only option left is (A) Upgrade the Azure AD liscense.

Microsoft recommends that you use roles with the fewest permissions. This helps improve security for your organization. Global Administrator is a highly privileged role that should be limited to emergency scenarios when you can't use an existing role.

upvoted 1 times

f2d1faa 6 months, 4 weeks ago

Selected Answer: A

Group administrator can already create expiration policies

upvoted 1 times

Rickerttt 8 months, 3 weeks ago

Selected Answer: A

Groups Administrator role can manage/create the expiration policy.
So the answer is: A. Upgrade the Azure AD license.
https://learn.microsoft.com/en-us/microsoft-365/solutions/microsoft-365-groups-expiration-policy?view=o365-worldwide

upvoted 1 times

stib 9 months, 1 week ago

Selected Answer: A

See link by Nico 282 : You are assigned group administrator, so you are allowed to set retentions. The other requirement is an AzureAD license.

upvoted 1 times

Eveready 1 year, 3 months ago

Selected Answer: A

https://techcommunity.microsoft.com/t5/microsoft-365-groups/introducing-the-groups-admin-role/m-p/978995
upvoted 1 times

kty 1 year, 5 months ago

Selected Answer: C

https://learn.microsoft.com/en-us/microsoft-365/solutions/microsoft-365-groups-expiration-policy?view=o365-worldwide#who-can-configure-and-use-the-microsoft-365-groups-expiration-policy
upvoted 1 times

EsamiTopici 1 year, 4 months ago

confirm
upvoted 1 times

Nico282 1 year, 6 months ago

Selected Answer: C

https://learn.microsoft.com/en-us/microsoft-365/solutions/microsoft-365-groups-expiration-policy?view=o365-worldwide#who-can-configure-and-use-the-microsoft-365-groups-expiration-policy

Who can configure and use the Microsoft 365 groups expiration policy?
Office 365 global admin (in Azure, the Company administrator), User administrator

No mention of the Groups Administrator role.
upvoted 2 times

vv04 1 year, 7 months ago

Selected Answer: A

Second sentence is: You ARE assigned the Groups Administrator role.
upvoted 2 times

spektrum1988 1 year, 3 months ago

According to the docs, a Groups Administrator can't configure group expiration.
https://learn.microsoft.com/en-us/microsoft-365/solutions/microsoft-365-groups-expiration-policy?view=o365-worldwide#who-can-configure-and-use-the-microsoft-365-groups-expiration-policy
upvoted 1 times

agnesmandriva 1 year, 8 months ago

Selected Answer: C

https://learn.microsoft.com/en-us/microsoft-365/solutions/microsoft-365-groups-expiration-policy?view=o365-worldwide#who-can-configure-and-use-the-microsoft-365-groups-expiration-policy
upvoted 2 times

Neshiri 1 year, 9 months ago

a group administrator is able to configure a M365 group expiration policy but the feature is bundled in an Azure AD premium license. so the first thing to check if the group administrator is unable to configure M365 expiration is the license if it is premium so the answer should be A
upvoted 3 times

jwillams 1 year, 10 months ago

Selected Answer: A

Configuring and using the expiration policy for Microsoft 365 groups requires you to possess but not necessarily assign Azure AD Premium licenses for the members of all groups to which the expiration policy is applied.
Role: Global administrator, Group administrator, or User administrator. Remenber, the solution must use the principle of least privilege.

https://learn.microsoft.com/en-us/azure/active-directory/enterprise-users/groups-lifecycle
upvoted 2 times

FranklinG 1 year, 11 months ago

Selected Answer: C

When you sign up for Microsoft 365 Business, you automatically become a global admin. So you have to assume in this scenario there was already a global admin in place.
https://learn.microsoft.com/en-us/microsoft-365/admin/add-users/assign-admin-roles?view=o365-worldwide
upvoted 2 times

dvc 2 years ago

Selected Answer: C

Office 365 global admin (in Azure, the Company administrator), User administrator: Create, read, update, or delete the Microsoft 365 groups expiration policy settings.

upvoted 2 times

AnthonyR1 1 year, 12 months ago

Just tested in my tenant, Answer is A

upvoted 2 times

Fiqri 2 years ago

We indeed require Azure AD premium but However the Group Expiration Policy can only be enabled by a Global or User Administrator for your tenant. Let's assume they're just lack of administration authority

upvoted 2 times

MK247 2 years, 2 months ago

On test 28.04.2023 (I'm not a bot you can trust me :D) - Reveal solution then check discussion and go for the high upvoted answers in discussion :)

upvoted 3 times

annizo 2 years, 2 months ago

Configuring and using the expiration policy for Microsoft 365 groups requires you to possess but not necessarily assign Azure AD Premium licenses for the members of all groups to which the expiration policy is applied. For more information, see Getting started with Azure Active Directory Premium.

upvoted 1 times

idioteque 2 years, 3 months ago

Selected Answer: A

A is correct answer. You must need to upgrade first to Azure AD license

upvoted 2 times

Question #84 *Topic 2*

HOTSPOT
-

Your company uses Microsoft Teams and has the users shown in the following table.

Name	Role
User1	Teams Communications Support Specialist
User2	Teams Communications Administrator
User3	Teams Communications Support Engineer

You plan to use Call Quality Dashboard (CQD) to monitor call and meeting quality.

You need to ensure that CQD displays current network and tenant data in reports.

Which action should be performed, and which user can perform the action? To answer, select the appropriate options in the answer area.

NOTE: Each correct selection is worth one point.

Action:
- Configure a device state rule
- Upload building data
- Upload reporting labels

User:
- User1
- User2
- User3

Suggested Answer:

Action:
- Configure a device state rule
- Upload building data
- Upload reporting labels

User:
- User1
- User2
- User3

ziggy1117 Highly Voted 1 year, 11 months ago
Teams Communications Administrator => Upload and update CQD building data
https://learn.microsoft.com/en-us/microsoftteams/using-admin-roles
upvoted 6 times

Atos Most Recent 12 months ago
Answer Looks good
upvoted 2 times

nwmc 1 year, 11 months ago
https://learn.microsoft.com/en-us/microsoftteams/using-admin-roles
upvoted 1 times

Question #85 *Topic 2*

You have a Microsoft 365 E3 subscription that contains 500 users. All the users have computers that run Windows 10 and are joined to Azure AD.

You need to generate a report that identifies which documents the users copied from Microsoft Teams to USB devices.

What should you do first?

A. Create a custom data loss prevention (DLP) policy.

B. Assign the Enterprise Mobility + Security E5 add-on to each user.

C. Onboard the Windows 10 computers to Endpoint data loss prevention (Endpoint DLP).

D. Assign the Microsoft 365 E5 compliance add-on to each user.

Suggested Answer: *D*

Community vote distribution

D (63%) C (26%) 8%

JamesWilliams Highly Voted 1 year, 8 months ago

Selected Answer: D

I'm changing my mind: Here's a new analysis after reading all of the Microsoft documentation.

The E3 license does not include the Data Loss Prevention (DLP) functionality to monitor file transfer from Teams to USB. You need to have the E5 license of Microsoft 365 to use this feature. However, the E3 license includes other security and compliance features such as Azure Active Directory Premium P1 and Microsoft Defender for Office 365.

To monitor file transfer from Teams to USB devices, you can use the Endpoint DLP solution, which is part of the Microsoft 365 E5 Security add-on. With the E3 license, you can upgrade to Microsoft 365 E5 or purchase the Microsoft 365 E5 Security add-on separately.

Moderation: Delete my previous opinion.

upvoted 15 times

kty Most Recent 11 months, 2 weeks ago

Selected Answer: D

With Endpoint DLP, you can monitor and control the data transfers between the computers and USB devices.
But Microsoft 365 E3 subscription does not include Endpoint DLP
So the answer is D(It is first thing to do)

upvoted 2 times

Neshiri 1 year, 3 months ago

To access and use Endpoint DLP functionality, you must have one of these subscriptions or add-ons.

Microsoft 365 E5
Microsoft 365 A5 (EDU)
Microsoft 365 E5 compliance
Microsoft 365 A5 compliance
Microsoft 365 E5 information protection and governance
Microsoft 365 A5 information protection and governance

therefore the answer is D

upvoted 3 times

jwillams 1 year, 6 months ago

Selected Answer: C

Endpoint data loss prevention (Endpoint DLP) allows you to monitor and protect sensitive data on your organization's Windows 10 computers. By onboarding the Windows 10 computers to Endpoint DLP, you can enable the necessary monitoring and detection capabilities to identify when users copy documents from Microsoft Teams to USB devices. This will help you track any potential data loss or unauthorized data transfers.

Once the Windows 10 computers are onboarded to Endpoint DLP, you can set up appropriate policies and configurations to monitor and detect data transfers to USB devices. This will enable you to generate the desired report and take necessary actions to ensure data security and compliance.
upvoted 2 times

AlltheMSCerts 1 year, 7 months ago

Selected Answer: D

E3 DLP capabilities cannot control access to a USB drive - that is endpoint DLP which is enabled by E5 Compliance or ME5.
upvoted 2 times

Mlportu 1 year, 7 months ago

D is the correct
upvoted 1 times

JamesWilliams 1 year, 8 months ago

A is correct. With the E3 license, you can configure and generate data loss prevention (DLP) reports in Microsoft Teams, including reports on documents copied to USB devices. It is not necessary to have the E5 license for this.

Therefore, to generate a report that identifies which documents users have copied from Microsoft Teams to USB devices, you can create a custom DLP policy and configure it to monitor and log copy activities to USB devices. Then, you can generate a report based on the data collected by the DLP policy.
upvoted 2 times

JamesWilliams 1 year, 8 months ago

Selected Answer: A

With the E3 license, you can configure and generate data loss prevention (DLP) reports in Microsoft Teams, including reports on documents copied to USB devices. It is not necessary to have the E5 license for this.

Therefore, to generate a report that identifies which documents users have copied from Microsoft Teams to USB devices, you can create a custom DLP policy and configure it to monitor and log copy activities to USB devices. Then, you can generate a report based on the data collected by the DLP policy.
upvoted 1 times

VinnieProIT 1 year, 9 months ago

Selected Answer: D

Agree with unbelievable' s answer and explanation.
You'll need an E5 license and once you have the correct license, then you would do a EDLP.
upvoted 1 times

unbelievable 1 year, 10 months ago

Selected Answer: D

Quite straight forward, you only have an E3 license. You'll need an E5 and here it mentions compliance. So D is the answer.
https://learn.microsoft.com/en-us/microsoft-365/compliance/dlp-microsoft-teams?view=o365-worldwide
Once you have the correct license, then you would do a EDLP. Clearly here it mentions USB and it's in the associated reports:
https://learn.microsoft.com/en-us/microsoft-365/compliance/endpoint-dlp-learn-about?view=o365-worldwide
upvoted 4 times

SDO_Cologne 1 year, 11 months ago

A. Create a custom data loss prevention (DLP) policy.

To generate a report that identifies which documents the users copied from Microsoft Teams to USB devices, you should first create a custom Data Loss Prevention (DLP) policy. DLP policies in Microsoft 365 allow you to monitor and protect sensitive data in your organization. You can create a custom DLP policy that looks for specific types of files, such as documents, and specify the actions to take when a violation occurs, such as sending an alert or blocking the transfer of the files.

B and D are not necessary for this task. C is incorrect as Endpoint DLP is only useful for data stored on endpoints and not on the cloud.
upvoted 3 times

legionuk 1 year, 11 months ago

Selected Answer: C

https://learn.microsoft.com/en-us/microsoft-365/compliance/dlp-microsoft-teams?view=o365-worldwide

Office 365 and Microsoft 365 E3 include DLP protection for SharePoint Online, OneDrive, and Exchange Online. This also includes files that are shared through Teams because Teams uses SharePoint Online and OneDrive to share files.

upvoted 2 times

Krachowsky 1 year, 11 months ago

Guys dont check just one documentation.
C & D are part of the solution.
First of all you need the E5 Compliance AddOn license and then you need to configure endpoint DLP.
But the question is about the FIRST step. And the first step is a license assignment.

License: https://learn.microsoft.com/en-us/microsoft-365/compliance/endpoint-dlp-getting-started?view=o365-worldwide#skusubscriptions-licensing
Learn about DLP: https://learn.microsoft.com/en-us/microsoft-365/compliance/endpoint-dlp-learn-about?view=o365-worldwide
Check the tip in the green box, then you will land on the removable Storage Access Control:
https://learn.microsoft.com/en-us/microsoft-365/security/defender-endpoint/device-control-removable-storage-access-control?view=o365-worldwide#microsoft-defender-for-endpoint-device-control-removable-storage-access-control

upvoted 3 times

emski 1 year, 11 months ago

Selected Answer: D

D based on this: https://learn.microsoft.com/en-us/microsoft-365/compliance/endpoint-dlp-getting-started?view=o365-worldwide#skusubscriptions-licensing

upvoted 1 times

emski 1 year, 11 months ago

Selected Answer: B

B, because Endpoint DLP licensing requires minimum of E5.

https://learn.microsoft.com/en-us/microsoft-365/compliance/endpoint-dlp-getting-started?view=o365-worldwide#skusubscriptions-licensing

upvoted 1 times

emski 1 year, 11 months ago

Let me take that back, the answer is D based on the link I just provided.

upvoted 2 times

ziggy1117 1 year, 11 months ago

C. Endpoint DLP
copy to USB removable media =>Detects when a user attempts to copy an item or information to removable media or USB device.
https://learn.microsoft.com/en-us/microsoft-365/compliance/endpoint-dlp-learn-about?view=o365-worldwide

upvoted 1 times

VERROMA78 1 year, 11 months ago

C
Endpoint DLP enables you to audit and manage the following types of activities users take on sensitive items that are physically stored Windows 10, Windows 11, or macOS devices.

->copy to USB removable media : Detects when a user attempts to copy an item or information to removable media or USB device.
https://learn.microsoft.com/en-us/microsoft-365/compliance/endpoint-dlp-learn-about?view=o365-worldwide

upvoted 1 times

Question #86 *Topic 2*

Your on-premises network contains a main site and a branch site.

You have a Microsoft 365 subscription that uses Teams.

You need to use Network planner to identify the networking requirements between the sites.

From Network planner, you create a new network plan.

What should you do next?

A. Configure the Network settings.

B. Add a network site.

C. Start a report.

D. Add personas.

Suggested Answer: *B*

Community vote distribution

D (73%) B (27%)

UlsterFry Highly Voted 2 years, 5 months ago

Selected Answer: D

The next step after creating a network plan is to add personas, then add sites:

https://learn.microsoft.com/en-us/microsoftteams/tutorial-network-planner-example?tutorial-step=2

upvoted 12 times

GiselyA 2 years, 5 months ago

correct

upvoted 1 times

DaDaDave 2 years, 2 months ago

Your source shows an example where there are some users that are voice only, not covered in a preset persona, hence it it necessary to create a custom one

But in the exam question they make no mention of anything that would require a custom persona to be created, que report can be run using the preset ones

This document confirms that creating a custom persona is a pre-requisite or a needed step
https://learn.microsoft.com/en-us/microsoftteams/network-planner

Also I have tested in my test tenant and it works fine without creating a custom persona

upvoted 4 times

DaDaDave 2 years, 2 months ago

2 typos:
"que" => the
"creating a custom persona is a pre-requisite" => creating a custom persona is *NOT* a pre-requisite

upvoted 1 times

DaDaDave Highly Voted 2 years, 2 months ago

Selected Answer: B

Correct answer is B

Some people are getting confused over an EXAMPLE that Microsoft provided here: https://learn.microsoft.com/en-us/microsoftteams/tutorial-network-planner-example?tutorial-step=2

In this example there are some users that are voice only, not covered in a preset persona, hence it it necessary to create a custom one

But in the exam question they make no mention of anything that would require a custom persona to be created, the report can be run using the preset ones

Microsoft's document does not mention creating a custom persona as a pre-requisite:
https://learn.microsoft.com/en-us/microsoftteams/network-planner

I have tested and confirmed this in a test tenant
upvoted 6 times

razit Most Recent 4 months, 1 week ago
Selected Answer: B
Follow these steps to begin building your network plan:
Go to the Network planner in the Microsoft Teams admin center.
On the Network Plan tab, click Add a network plan.
Enter a name and description for your network plan. The network plan will appear in the list of available plans.
Click the plan name to select the new plan.
Add sites to create a representation of your organization's network setup.
Depending on your organization's network, you may want to use sites to represent a building, an office location, or something else. Sites might be connected by a WAN to allow sharing of internet and/or PSTN connections. For best results, create sites with local connections before you create sites that remotely connect to the internet or PSTN.
To create a site:
Add a name and description for your site.
Under Network settings, add the number of network users at that site (required).
Add network details: WAN-enabled, WAN capacity, internet egress (Local or Remote), and PSTN egress (none, local, or remote).
upvoted 1 times

loeloe5 11 months, 3 weeks ago
The correct answer is B - a network site
upvoted 1 times

dvmhike 1 year ago
B. Add a network site.

By adding a network site, you can define the characteristics of each site in your network, such as the main site and the branch site, which is essential for the Network planner to generate accurate recommendations and requirements.
upvoted 1 times

nonameprovided 1 year, 2 months ago
Correct answer is B. After creating a new network plan, you must add at least one network site. Personas are only needed when you generate a report (not before). Lab tested.
upvoted 1 times

Neshiri 1 year, 9 months ago
there are the 6 steps done
Introduction
Add a network plan
Create custom personas
Add sites to your network plan
Create a report
Analyze report output
Additional resources

so answer should be D
upvoted 2 times

dvc 2 years ago
Selected Answer: B
Personas are optional, not mandatory
upvoted 1 times

VinnieProIT 2 years, 3 months ago

Selected Answer: D

Definitely D.

1.Add a network plan.

2.Create custom personas.

3. Add sites to your network plan.

upvoted 2 times

DaDaDave 2 years, 2 months ago

This document confirms that creating a custom persona is *NOT* a pre-requisite or a needed step

https://learn.microsoft.com/en-us/microsoftteams/network-planner

I have also tested in a tenant, a custom persona Only needs to be created if the ones provided by Microsoft do not fit your scenario, like in the example that you're probably referring to:

https://learn.microsoft.com/en-us/microsoftteams/tutorial-network-planner-example?tutorial-step=2

upvoted 2 times

unbelievable 2 years, 5 months ago

Personas are optional, not mandatory

upvoted 2 times

Wazr 2 years, 5 months ago

Selected Answer: D

1 NP, 2 Persona, 3 N Site

https://learn.microsoft.com/en-us/microsoftteams/tutorial-network-planner-example?tutorial-step=1

upvoted 2 times

DaDaDave 2 years, 2 months ago

This document confirms that creating a custom persona is *NOT* a pre-requisite or a needed step

https://learn.microsoft.com/en-us/microsoftteams/network-planner

I have also tested in a tenant, a custom persona Only needs to be created if the ones provided by Microsoft do not fit your scenario, like in the example that you're probably referring to

upvoted 3 times

Dzbuj 2 years, 5 months ago

Sorry Network Site ist Correct.

upvoted 1 times

Dzbuj 2 years, 5 months ago

1. Persona, 2. Network Plan, 3 Network Site. The question ist what comes after Nework Plan. The correct Answer is Network Plan

upvoted 1 times

AM77 2 years, 5 months ago

Answer B is correct

upvoted 1 times

HOTSPOT
-

You have a Microsoft 365 subscription that uses Teams and contains a domain named contoso.com.

A user named user1@contoso.com uses a Teams Rooms device named room@contoso.com and a Microsoft Surface Hub named hub@contoso.com.

You need to configure hub@contoso.com to meet the following requirements:

• Room@contoso.com and hub@contoso.com must join meetings simultaneously.
• User1 must be able to configure the video settings of the Surface Hub.

How should you complete the XML file? To answer, select the appropriate options in the answer area.

NOTE: Each correct selection is worth one point.

```
<SurfaceHubSettings>
    BluetoothAdvertisementEnabled>true</BluetoothAdvertisementEnabled>
    <AutoAcceptProximateMeetingInvitations>true</AutoAcceptProximateMeetingInvitations>
    <CoordinatedMeetings enabled="true">
        <TrustedAccounts> [ ▼ ] </TrustedAccounts>
            hub@contoso.com
            room@contoso.com
            User1@contoso.com
        <Settings>
            <Audio default="false" enabled="false" />
            [ ▼ ]
                <Video default="false" enabled="false" />
                <Video default="false" enabled="true" />
                <Video default="true" enabled="false" />
        </Settings>
    </CoordinatedMeetings>
</SurfaceHubSettings>
```

Suggested Answer:

```
<SurfaceHubSettings>
    BluetoothAdvertisementEnabled>true</BluetoothAdvertisementEnabled>
    <AutoAcceptProximateMeetingInvitations>true</AutoAcceptProximateMeetingInvitations>
    <CoordinatedMeetings enabled="true">
        <TrustedAccounts> [ ▼ ] </TrustedAccounts>
            hub@contoso.com
            room@contoso.com
            User1@contoso.com
        <Settings>
            <Audio default="false" enabled="false" />
            [ ▼ ]
                <Video default="false" enabled="false" />
                <Video default="false" enabled="true" />
                <Video default="true" enabled="false" />
        </Settings>
    </CoordinatedMeetings>
</SurfaceHubSettings>
```

eendo Highly Voted 1 year, 5 months ago

ThrustedAccounts should be room@contoso.com:
https://learn.microsoft.com/en-us/microsoftteams/rooms/xml-config-file

"This is a comma-separated list of UPNs for each Teams Rooms device or Surface Hub that the device should accept meeting join requests from, or to which meeting join requests should be sent."

Coordinated meetings configures multiple devices to join the same meeting and how the peripherals need to behave when they do. It's not driven from the user but from the room touchpanel.

upvoted 12 times

AppleVan Most Recent 1 year ago

Should be room, since the question is asking you to configure for hub...

upvoted 1 times

Testsubject00001 1 year, 3 months ago

<TrustedAccounts> This is a comma-separated list of UPNs for each Teams Rooms device or Surface Hub that the device should accept meeting join requests from, or to which meeting join requests should be sent.
Accepted values: string

upvoted 1 times

klederson 1 year, 4 months ago

TrustedAccounts must be room@contoso.com
In the url is the same scenario and configuration:
https://learn.microsoft.com/en-us/microsoftteams/rooms/surface-hub-manage-config

<CoordinatedMeetings> <TrustedAccounts>
This is a comma-separated list of UPNs for each Teams Rooms device or Surface Hub that the device should accept meeting join requests from, or to which meeting join requests should be sent.
Accepted values: string

upvoted 2 times

unbelievable 1 year, 5 months ago

https://learn.microsoft.com/en-us/microsoftteams/rooms/surface-hub-manage-config

upvoted 2 times

e635466 1 year ago

This shows the correct XML:
room@contoso.com
<Video default="false" enabled="true" />

upvoted 4 times

Question #88 *Topic 2*

Your company has a Microsoft 365 subscription. All users are assigned a Microsoft 365 E3 license.

You need to implement information barriers between two groups of users.

Which two licensing add-ons provide the required functionality? Each correct answer presents a complete solution.

NOTE: Each correct selection is worth one point.

A. Compliance

B. Insider Risk Management

C. Microsoft Defender for Office 365

D. Communications Credits

Suggested Answer: *AB*

Community vote distribution

BhavyaSangam 5 months, 2 weeks ago

Selected Answer: A

Explanation:
Compliance (Correct):

Microsoft 365 Compliance features include tools for managing information barriers. These are designed to enforce ethical walls or communication restrictions between users to prevent conflicts of interest or unauthorized information sharing.
Information barriers rely on policies available under Microsoft 365 Compliance solutions.
Insider Risk Management (Correct):

This feature includes tools to help manage and enforce information barriers by monitoring and analyzing insider risks, including communication flows. It can be a part of a broader compliance strategy to restrict and monitor communications.
upvoted 1 times

solderboy 12 months ago

Selected Answer: AB

IB required licensing as below:

1. Microsoft 365 E5/A5/G5
2. Microsoft 365 E5/A5/G5 Compliance
3. Microsoft 365 E5/A5/G5 Insider Risk Management
4. Office 365 E5/A5/G5

https://techcommunity.microsoft.com/t5/microsoft-teams-community-blog/ms-teams-security-amp-compliance-information-barrier-ib/ba-p/3594522
upvoted 1 times

mjarroyo 1 year, 8 months ago

Selected Answer: AC

I'm agree with ChatGPT
A and C are the correct answer:

To implement information barriers between two groups of users in Microsoft 365, you need two licensing add-ons: Compliance and Microsoft Defender for Office 365.

The Compliance add-on provides advanced compliance features, including information barriers, which allow you to restrict communication and collaboration between certain groups of users to prevent conflicts of interest.

The Microsoft Defender for Office 365 add-on provides advanced threat protection features, including email filtering and anti-phishing technologies, which can help protect your organization from targeted attacks and data leaks.

Option B, Insider Risk Management, is not relevant to implementing information barriers between two groups of users.

Option D, Communications Credits, is not relevant to implementing information barriers between two groups of users.
upvoted 2 times

AlltheMSCerts 1 year, 7 months ago
Defender for O365 has nothing to do with information barriers. Info barriers are licensed by E5 Compliance or the Insider Risk sub-bundle.
upvoted 6 times

Alien1981 1 year, 10 months ago
Selected Answer: AB
A And B are the correct answer
https://learn.microsoft.com/en-us/microsoft-365/compliance/information-barriers-policies?view=o365-worldwide
upvoted 4 times

HOTSPOT
-

You have a Microsoft 365 subscription that uses Microsoft Teams and contains the users shown in the following table.

Name	Department	State
User1	Messaging	WA
User2	Marketing	*None*
User3	Support	CA

The users are assigned role-based access control (RBAC) roles as shown in the following table.

User	Role
User1	Teams Administrator
User2	*Not applicable*
User3	Application administrator

You configure a Microsoft 365 group naming policy as shown in the following exhibit.

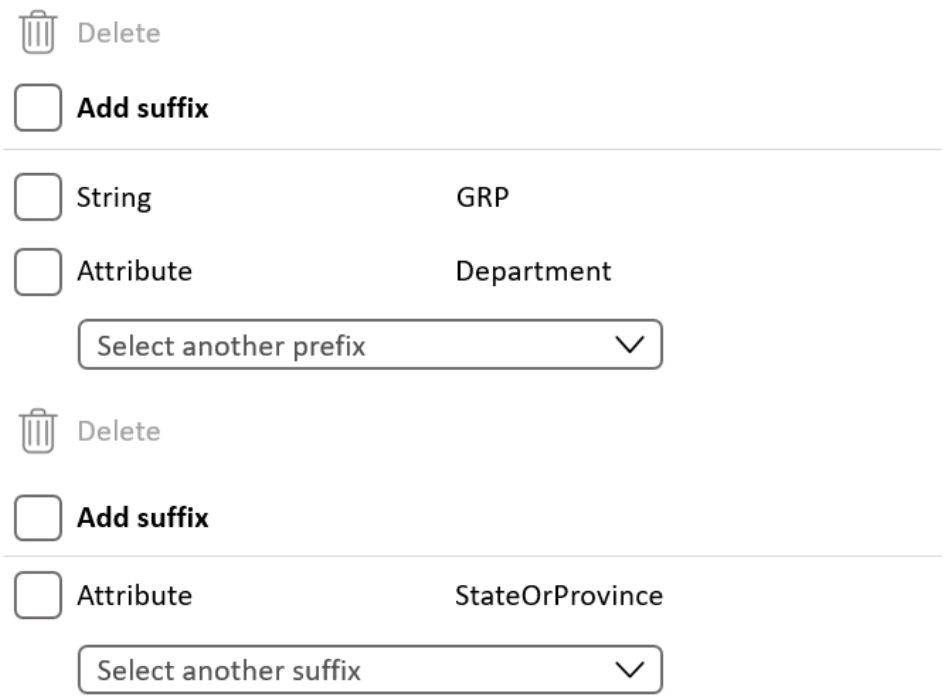

For each of the following statements, select Yes if the statement is true. Otherwise, select No.

NOTE: Each correct selection is worth one point.

Answer Area

Statements	Yes	No
User1 is exempt from the Microsoft 365 group naming policy.	○	○
Before User2 can create a team, the StateOrProvince attribute for User2 must be configured.	○	○
If User3 attempts to create a team named Projects, the team will be named GRPSupportProjectsCA.	○	○

Suggested Answer:

Answer Area

Statements	Yes	No
User1 is exempt from the Microsoft 365 group naming policy.	○	○
Before User2 can create a team, the StateOrProvince attribute for User2 must be configured.	○	○
If User3 attempts to create a team named Projects, the team will be named GRPSupportProjectsCA.	○	○

Paulus01 Highly Voted 2 years, 3 months ago

N

N

N

Reasons:

1) User 1 has role Teams Admin assigned, shich is not is not one of the following roles, so not exempted from this policy.

- Global admin, Partner Tier 1/2 Support, User account admin

2) From User 2, State attribute is missing. Though it's recommended that all the attributes, used in this policy, are present, it's not mandatory. So configuring a State or Province for User2 is not required.

3) Suffixes, according to the question, are: GRP-<Department>-<StateOrProvince>. So the resulting group name for User 3 will be: Projects-GRP-Support-CA, which is different from the given statement.

https://learn.microsoft.com/en-us/microsoft-365/solutions/groups-naming-policy?view=o365-worldwide

upvoted 9 times

ExamGuy43545 11 months ago

Feel like the hotspot info is inaccurate. You wouldn't see "add suffix" twice, you should always see "add prefix" and "add suffix" but in this picture you have two separate areas named "add suffix" and I think it was meant to say "add prefix" and "add suffix" So depending on what is actually trying to be conveyed here the answer to question 3 will differ.

But here is fact: The user creating the Team who is missing an attribute used in the naming policy will still be able to create the Team no problem, it just won't include that missing attribute in the name. Lab it up and see for yourself.

So answer here could be either N, N, N, or N, N, Y - when you actually get this question on the exam it will make more sense because the question will be presented correctly =P

upvoted 3 times

DaDaDave 2 years, 2 months ago

You are incorrect in the 3) portion.

Groupo naming policies do not add dashes or spaces in between prefixes, suffixes or Group name, per the policy in the image the result would be: ProjectsGRPSupportCA

No dashes, they would have to be added as a String in between Attributes

upvoted 3 times

syougun200x 1 year, 7 months ago
No. group name comes in between in the given case. please test if anybody is in doubt.
upvoted 1 times

lamlearner13 Highly Voted 2 years, 4 months ago
N,N,Y

Admin override
Some administrators are exempted from these policies, across all group workloads and endpoints, so that they can create groups with these blocked words and with their desired naming conventions. The following are the list of administrator roles exempted from the group naming policy.
Global admin
Partner Tier 1 Support
Partner Tier 2 Support
User account admin
https://learn.microsoft.com/en-us/microsoft-365/solutions/groups-naming-policy?view=o365-worldwide
upvoted 7 times

drbrain 2 years, 4 months ago
I tested it in my lab the answer is:
No
No
Yes
upvoted 5 times

lab01 2 years, 3 months ago
normaly i would agree with you, but none of these policie-attributes has a catch, so in my opinion, they are inactive.
If the policy is inactive, wahts the right answer? YNN? NNN?
upvoted 1 times

lab01 2 years, 3 months ago
i was wrong, the attributes are not inactive.
So, i think correct is: NNY
upvoted 4 times

BigO76 1 year, 6 months ago
NNY is correct,
1) There are no roles that are completely exempt from all messaging policies in Microsoft 365. Even administrators are subject to some policies, albeit with broader permissions than standard users. However, certain roles have more extensive control over how policies apply to them. As you say there doesn't appear to have any catch. 2) as per Paulus01, it's not mandatory. So configuring a State or Province for User2 is not required
3)also as per dadadave, Group name, per the policy in the image the result would be: ProjectsGRPSupportCA
upvoted 1 times

correction Most Recent 3 months, 4 weeks ago
NN same reason as Paulus01
but Y for 3rd as You wouldn't see "add suffix" twice, you should always see "add prefix" and "add suffix" but in this picture you have two separate areas named "add suffix" and I think it was meant to say "add prefix" and "add suffix" (might be print mistake)
upvoted 1 times

AppleVan 2 years ago
I don't understand the question..There is nothing stated in the suffix brackets...
upvoted 3 times

LaTiaMatilde 2 years, 3 months ago
On exam 30-March-2023
upvoted 3 times

Unbelievable_Jeff 2 years, 1 month ago
Do you remember how you answered this & whether it was correct (for clarity), please?
upvoted 1 times

TheMCT 2 years, 4 months ago
Given answer is correct
upvoted 3 times

Question #90 *Topic 2*

HOTSPOT
-

Your company uses Microsoft Teams.

You have a team named Team1.

You need to prevent users from posting animated images to Team1.

How should you complete the PowerShell cmdlet? To answer, select the appropriate options in the answer area.

NOTE: Each correct selection is worth one point.

Answer Area

```
get-team -DisplayName "Team1" |
```

[▼]
- Set-Team
- Set-TeamChannel
- Set-TeamPicture
- Set-TeamsApp

[▼] $false
- -AllowCustomMemes
- -AllowGiphy
- -AllowStickersAndMemes
- -GiphyContentRating

Suggested Answer:

Answer Area

```
get-team -DisplayName "Team1" |
```

[▼]
- Set-Team
- Set-TeamChannel
- Set-TeamPicture
- Set-TeamsApp

[▼] $false
- -AllowCustomMemes
- -AllowGiphy
- -AllowStickersAndMemes
- -GiphyContentRating

Kyniska Highly Voted 2 years, 4 months ago
Should be -AllowGiphy $false?
https://support.microsoft.com/en-us/office/send-an-emoji-gif-or-sticker-in-teams-174248c9-e64d-4de1-9f41-3199cc0751ad
https://learn.microsoft.com/en-us/powershell/module/teams/set-team?view=teams-ps
upvoted 10 times

LaTiaMatilde Highly Voted 2 years, 3 months ago
On exam 30-March-2023
upvoted 8 times

simendude Most Recent 1 month, 2 weeks ago
"Set-Team -AllowGiphy"
I don't know why. That's just the answer.
upvoted 1 times

Tristam22 10 months, 1 week ago
Was on my exam yesterday 8/24
upvoted 1 times

spektrum1988 1 year, 3 months ago
In Microsoft Teams, GIPHY is a cloud-backed service that allows you to use GIFs (animated images) in your chat conversations.
upvoted 1 times

praviscope 1 year, 4 months ago
Giphy and Stickers are same one being video and other being not a video. Hence stickers and memes is the correct answer

upvoted 1 times

JuniorFixHow 1 year, 4 months ago

NNY is the correct answer.

upvoted 1 times

Atos 1 year, 5 months ago

Confusing Question. 'Stickers and Memes' was my first thought as they definitely include animated images. Go add the paperclip on your MS Teams if you don't think so.

upvoted 2 times

ExamGuy43545 11 months ago

Yes I didn't realize you're right, the stickers do have animated images. I suppose Giphy is more of a video clip, but yeah kind of a bad question.

upvoted 2 times

idioteque 2 years, 3 months ago

Answer should be "Set-Team -AllowGiphy"

upvoted 6 times

Ss88 2 years, 4 months ago

Talks about animated images so answer should be Giphy

upvoted 2 times

Zomb13 2 years, 4 months ago

Giphy posts animated images, Stickers and Memes are not animated images

upvoted 2 times

Jo696 2 years, 4 months ago

Just tested this, Gif is animated whilst Stickers and Memes is not,gif is the answer

upvoted 1 times

klederson 2 years, 4 months ago

For a non native speaker, animated images is equal gif, so why is it not allowgiphy ?

upvoted 6 times

Question #91 *Topic 2*

You have a Microsoft 365 E5 subscription that uses Microsoft Teams.

Users report that their presence information is available to external partners.

You need to ensure that the presence information is available only to the external partners on the users' contact lists.

What should you do?

A. From PowerShell, run Set-CsTenantFederationConfiguration AllowFederatedUsers $false.

B. From PowerShell, run Set-CsPrivacyConfiguration -EnablePrivacyMode $true.

C. From the Microsoft Teams admin center, add the external partners to the Allow only specific external domains list.

D. From External collaboration settings in the Azure Active Directory admin center, configure Guest user access restrictions.

Suggested Answer: *B*

Community vote distribution

B (100%)

Kyniska Highly Voted 1 year, 4 months ago

Selected Answer: B

-EnablePrivacyMode

If True, gives users the opportunity to enable the advanced privacy mode. In advanced privacy mode, only people on your Contacts list will be allowed to view your presence information. If False, your presence information will be available to anyone in your organization. The default value is False.

https://learn.microsoft.com/en-us/powershell/module/skype/Set-CsPrivacyConfiguration?redirectedfrom=MSDN&view=skype-ps#-enableprivacymode

upvoted 10 times

correction 3 months, 4 weeks ago

Applies to: Lync Server 2010, Lync Server 2013, Skype for Business Online, Skype for Business Server 2015, Skype for Business Server 2019 (there is no team in the applied section)

upvoted 1 times

LaTiaMatilde Highly Voted 1 year, 3 months ago

On exam 30-March-2023

upvoted 7 times

RHNC Most Recent 7 months, 3 weeks ago

On test 10/26/23

upvoted 1 times

worekcebuli 1 year, 5 months ago

C is correct

upvoted 5 times

Question #92 *Topic 2*

HOTSPOT
-

You have a Microsoft 365 subscription that uses Microsoft Teams.

You purchase three new Microsoft Teams display devices.

You need to provision the new devices remotely.

What information should you use to identify each device, and which file format should you use for the upload? To answer, select the appropriate options in the answer area.

NOTE: Each correct selection is worth one point.

Answer Area

Use:
- The IP address
- The device name
- The MAC address
- The resource account

File format:
- CSV
- PS1
- XML
- JSON

Suggested Answer:

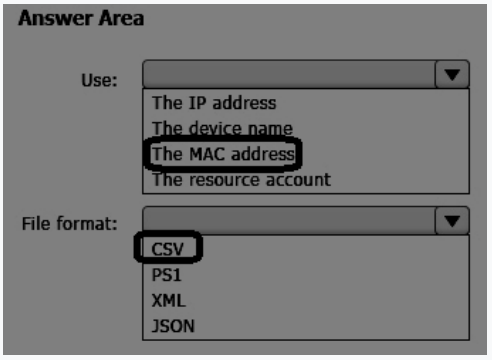

vthai Highly Voted 2 years ago
Complete the following steps to provision a new device.

Sign in to the Teams admin center.
Expand Teams Devices.
Select Provision new device from the Actions tab.
In the Provision new devices window, you can either add the MAC address manually or upload a CSV file.
upvoted 6 times

Tristam22 Most Recent 10 months, 1 week ago
Was on my exam 8-24
upvoted 1 times

Fiqri 2 years ago
correct, MAC & CSV
upvoted 2 times

vthai 2 years ago
https://learn.microsoft.com/en-us/microsoftteams/devices/remote-provision-remote-login#add-a-device-mac-address
upvoted 2 times

Question #93 *Topic 2*

HOTSPOT
-

You have a Microsoft 365 subscription that uses Teams.

You plan to create a Teams policy that will provide users with the ability to participate in surveys by Microsoft.

How should you complete the PowerShell command? To answer, select the appropriate options in the answer area.

NOTE: Each correct selection is worth one point.

Answer Area

[▼] -identity "Policy1" -userInitiatedMode enabled [▼]

- New-CsTeamsFeedbackPolicy
- New-CsTeamsMessagingPolicy
- New-CSReportingConfiguration

- -receiveSurveysMode enabled
- -receiveSurveysMode disabled
- -receiveSurveysMode EnabledUserOverride

Suggested Answer:



183017f 1 year ago
Why wouldn't the second answer be -receiveSurveysMode EnabledUserOverride?
upvoted 2 times

Fiqri 2 years ago
A is correct.

New-CsTeamsFeedbackPolicy -identity "Policy1" -userInitiatedMode enabled -receiveSurveysMode enabled
upvoted 1 times

vthai 2 years ago
Answer is correct.
https://learn.microsoft.com/en-us/powershell/module/skype/new-csteamsfeedbackpolicy?view=skype-ps
upvoted 3 times

Question #94 *Topic 2*

HOTSPOT
-

You have a Microsoft 365 subscription that uses Teams.

You have two teams named Department1 and Department2.

You need to implement a security and compliance solution that meets the following requirements:

• Prevents the members of Department1 and Department2 from communicating with each other in Teams.
• Provides an alert if offensive language is used during a Teams chat.

Which Microsoft Purview feature should you use for each requirement? To answer, select the appropriate options in the answer area.

NOTE: Each correct selection is worth one point.

Answer Area

Prevents the members of Department1 and Department2 from communicating in Teams:

- Information barriers
- Information protection
- Insider risk management
- Privacy risk management
- Communication compliance

Provides an alert if offensive language is used during a Teams chat:

- Information barriers
- Information protection
- Insider risk management
- Privacy risk management
- Communication compliance

Suggested Answer:

Answer Area

Prevents the members of Department1 and Department2 from communicating in Teams:

- Information barriers
- Information protection
- Insider risk management
- Privacy risk management
- Communication compliance

Provides an alert if offensive language is used during a Teams chat:

- Information barriers
- Information protection
- Insider risk management
- Privacy risk management
- Communication compliance

Fiqri 1 year ago
Correct,
to provide alert for inappropriate text, you can go to Purview Admin Center > Communication Compliance > Policies > Create Policy > Detect inappropriate text.
upvoted 4 times

vthai 1 year ago
Agree with provided answer.
https://learn.microsoft.com/en-us/microsoft-365/compliance/communication-compliance?view=o365-worldwide
upvoted 4 times

Question #95 *Topic 2*

Your company uses Teams.

Users often use Teams mobile apps to make and receive calls.

You change the display name for a user named User1.

User1 reports that their previous name still appears when they receive incoming calls in the Teams mobile app.

You need to ensure that the updated display name for User1 appears.

What should you do?

A. Collect and review the Debug logs.

B. Run the Sync-CsOnlineApplicationInstance cmdlet.

C. From the Microsoft 365 admin center, run self-help diagnostics.

D. Clear the Microsoft Teams client cache on the mobile phone.

Suggested Answer: *D*

Fiqri 1 year ago

easy one, if error happened on your teams client, just relogin or clear the cache. work everytime XD

upvoted 2 times

Question #96 *Topic 2*

HOTSPOT
-

Your company has offices in New York and Seattle.

You have a Microsoft 365 subscription that uses Teams.

You plan to assess network connectivity and make recommendations to optimize connectivity from each office to Teams.

You run the Microsoft 365 network connectivity test tool at both offices and produce the results shown in the following table.

Office	Setting	Result
New York	Your distance from the network egress location	>500 miles (800 km)
	Virtual private network (VPN) you use to connect to your organization	Detected
	VPN Split Tunnel	Microsoft Teams Optimize is selective tunneled
	Latency	250 ms
Seattle	Your distance from the network egress location	<3 miles (5 km)
	Virtual private network (VPN) you use to connect to your organization	Not detected
	Latency	75 ms

For each of the following statements, select Yes if True. Otherwise select No.

NOTE: Each correct selection is worth one point.

Answer Area

Statements	Yes	No
VPN split tunneling must be implemented in the New York office.	○	○
Deploying a VPN connection to the Seattle office will improve the latency results for Teams.	○	○
A local internet breakout must be implemented in the New York office to improve	○	○

Suggested Answer:

Answer Area

Statements	Yes	No
VPN split tunneling must be implemented in the New York office.	■	○
Deploying a VPN connection to the Seattle office will improve the latency results for Teams.	○	■
A local internet breakout must be implemented in the New York office to improve	■	○

Fiqri Highly Voted 1 year ago

1. YES:
-If you're working remotely and need to access resources on your organization's network while also using the internet for other tasks, split tunneling can be beneficial.
-In situations where you have limited bandwidth available, split tunneling can help optimize network performance.
2. NO:
-If your original internet connection is already slow, deploying a VPN might not improve latency significantly. The VPN can only work with the speed

provided by your internet service.
3. YES:
-Implementing local internet breakout can potentially improve latency in certain scenarios. Local internet breakout refers to the practice of allowing local network traffic to access the internet directly without routing it through a central location or data center.
upvoted 10 times

Fiqri 1 year ago
2.
*In summary, while deploying a VPN can introduce some additional latency due to encryption overhead, it can potentially improve latency by optimizing routing paths.

It could be positive or negative but from the most case, VPN affect your internet connection to be slower. Correct me if I'm wrong
upvoted 2 times

Question #97 *Topic 2*

HOTSPOT
-

You have a Microsoft 365 subscription that uses Teams. The subscription contains the users shown in the following table.

Name	Role
User1	Service Support Administrator
User2	User Administrator
User3	*None*

User3 owns a public team named Sales that contains two channels named Planning and Budgets.

You have the following custom blocked words list.

Project, Contoso, Group, Team
-

For each of the following statements, select Yes if True. Otherwise select No.

NOTE: Each correct selection is worth one point.

Answer Area

Statements	Yes	No
User1 can create a team named Project A.	○	○
User2 can create a team named Contoso.	○	○
In the Sales team, User3 can create a channel named Contoso.	○	○

Suggested Answer:

Answer Area

Statements	Yes	No
User1 can create a team named Project A.	○	☒
User2 can create a team named Contoso.	☒	○
In the Sales team, User3 can create a channel named Contoso.	○	☒

jwTLIT Highly Voted 1 year, 9 months ago
I believe the answer is No, Yes, Yes.
No - due to the blocked word list.
Yes - due to the users role exemption.
Yes - due to key word "channel", not a Team. Can't find any documentation that specifies the custom blocked word list applies to channels. Only states it is for Group and Team names.
https://learn.microsoft.com/en-us/microsoft-365/solutions/groups-naming-policy?view=o365-worldwide
upvoted 15 times

f4ba39d 10 months, 3 weeks ago
this is the correct answer! Also tested in sandbox. The "user admin" is a role that is exempt from naming policy.
upvoted 2 times

BigO76 1 year, 6 months ago

i agree, No - due to the blocked word list.
Yes - due to the users administrator is except
Yes - due to key word "channel", not a Team.
See Admin Override: https://learn.microsoft.com/en-us/microsoft-365/solutions/groups-naming-policy?view=o365-worldwide
upvoted 2 times

Fiqri Highly Voted 2 years ago
NO, NO, YES
Blocked word list only affect someone when they're creating a Team... Channel is not affected. Those admin also has no exception for this policy.
upvoted 14 times

youarepoor 1 year, 8 months ago
The following are the list of administrator roles exempted from the group naming policy.
• Global admin
• Partner Tier 1 Support
• Partner Tier 2 Support
• User account admin
upvoted 7 times

r2c3po Most Recent 1 year, 2 months ago
In summary:

User 1 cannot create “Project A.”
User 2 cannot create “Contoso.”
User 3 cannot create a channel named “Contoso” within the “Sales” team.
upvoted 3 times

igymo 1 year, 11 months ago
Corect no,Yes,Yes
Some administrators are exempted from these policies, across all group workloads and endpoints, so that they can create groups with these blocked words and with their desired naming conventions. The following are the list of administrator roles exempted from the group naming policy.
• Global admin
• Partner Tier 1 Support
• Partner Tier 2 Support
• User account admin
upvoted 6 times

Mshaty 1 year, 9 months ago
how is user 3 exempted when he does not have an privileges ?
upvoted 1 times

Jaszinho 1 year, 8 months ago
User3 is creating channel and not a Team.. thats the difference.
upvoted 6 times

Case study -

Overview -

Company Information -

ADatum Corporation is an energy company that has offices across North America and 3,000 employees.

Physical Locations -

ADatum has the offices shown in the following table.

Location	Type
Calgary	Main office
San Diego	Branch office
New York	Branch office
Edmonton	Field site

Existing Environment -

Network Infrastructure -

The office in Calgary has a 1-Gbps internet circuit. The offices in San Diego and New York have 100-Mbps internet circuits. The field site in Edmonton has a 3-Mbps internet circuit.

Departments -

ADatum has the following departments:

• Information technology (IT)
• Project management
• Marketing

Microsoft 365 and Tenants Environment

ADatum recently purchased a Microsoft 365 E5 subscription that has the Microsoft Teams Domestic Calling Plan add-on. All users are assigned Microsoft 365 E5 and Microsoft Teams Domestic Calling Plan licenses and Calling Plans is deployed.

Azure AD has the default Cross-tenant access settings configured.

The Teams policies settings are configured as shown in the following exhibit.

Teams policies

Teams policies are used to control what settings or features are available to users when they are using teams and channels. You can use the Global (Org-wide default) policy and customize it or create one or more custom policies for those people that are members of a team or a channel within your organization. Learn more

Teams policies summary

1	1
Default policy	Custom policy

Manage policies | Group policy assignment

+ Add | Edit | Duplicate | Delete | Reset Global policy | Manage users | 2 items | Search by name

Name	Description	Custom policy	Assigned to users	Create private channels	Create shared channels	Invite external users	Join external channels
Global (Org-wide default)	Default policy for users...	No		On	On	On	On
Marketing	Marketing users policy	Yes	View users	On	On	Off	Off

The Teams client is deployed to a non-persistent Virtual Desktop Infrastructure (VDI) used by the project management department.

Allow guest access in Teams is set to Off.

The Microsoft Viva Connections app is deployed to all users.

Problem Statements -

ADatum identifies the following issues:

• An executive at the San Diego office reports that video drops during Teams meetings.
• The Edmonton field site has limited bandwidth, and users report poor audio during Teams calls and meetings.
• Users in the project management department report that they cannot give or take control during Teams calls and meetings while sharing their VDI desktop.

Planned Changes -

ADatum plans to implement the following changes:

• Configure the media bit rate settings for the users at the Edmonton field site. The settings must apply only to the user while they are at the site, but NOT when they are at a different office.
• Create a Teams channel to enable the project management department to collaborate with the IT department on a device upgrade project.
• Implement a pilot rollout of Operator Connect for the users in the New York office. A port re-quest was accepted already.
• Create a Teams channel for the marketing department for external collaboration.
• Rename the Viva Connections icon as Start portal.

Technical Requirements -

ADatum identifies the following technical requirements:

• The marketing department requires that all the files shared by using Teams remain available for at least three years after deletion.
• The marketing department must be able to apply a watermark to content and video shared dur-ing Teams meetings.
• All users require indefinite access to training videos recorded in Teams by the IT department.
• All access to Teams and shared resources must use the principle of least privilege.
• Guest access must remain disabled.

You need to ensure that file sharing during Teams chats meets the technical requirements of the marketing department.

What should you do?

A. Create a retention policy for the SharePoint sites location.

B. Enable Customer Lockbox.

C. Create a retention policy for Teams chats.

D. Create a data loss prevention (DLP) policy for Teams chat and channel messages.

E. Create a retention policy for the OneDrive accounts location.

Suggested Answer: *A*

Community vote distribution

A (100%)

Frankmann 4 months, 2 weeks ago

Selected Answer: E

We need a retention policy for files shared during Teams chats, not for files shared in Teams channels.

Files, shared in Teams chats, are stored in the senders onedrive.
Files shared in Teams channels , are stored in the sharepoint site of the team.

So, the answer is e, because of the keyword teams chats

upvoted 1 times

simendude 1 month, 2 weeks ago

ChatGPT says the same, but you might be right. Sharepoint is for files shared in the team like channels, if I understand well. This seems to be more related to files shared in chat, which is stored in onedrive for the user.

upvoted 1 times

UWSFish 6 months, 1 week ago

Selected Answer: A

"All files shrared by using Microsoft Teams". Well, files shared in a chat are stored in one drive, and files shred in a Team are stored in SharePoint. I guess A is the better answer.

upvoted 1 times

jwTLIT 9 months, 1 week ago

Selected Answer: A

The marketing department has two technical requirements:
Data retention and watermarks. The only answer that applies to either of these requirements is A.
Teams is an overlay for Sharepoint files, therefore the Sharepoint file retention policy applies here.
There is not an answer that applies to the watermark technical requirement.
More on watermarks - https://learn.microsoft.com/en-us/microsoftteams/watermark-meeting-content-video#:~:text=Configure%20watermarks,-For%20watermarks%20to&text=In%20the%20Teams%20admin%20center%2C%20expand%20Meetings%20and%20select%20Meeting,content%20to%20On%20

upvoted 3 times

Antivist 9 months, 2 weeks ago

Selected Answer: A

Files shared in Team chats are stored in Sharepoint, therefore that needs to have a retention policy set to that duration.

upvoted 3 times

Case study -

Overview -

Company Information -

ADatum Corporation is an energy company that has offices across North America and 3,000 employees.

Physical Locations -

ADatum has the offices shown in the following table.

Location	Type
Calgary	Main office
San Diego	Branch office
New York	Branch office
Edmonton	Field site

Existing Environment -

Network Infrastructure -

The office in Calgary has a 1-Gbps internet circuit. The offices in San Diego and New York have 100-Mbps internet circuits. The field site in Edmonton has a 3-Mbps internet circuit.

Departments -

ADatum has the following departments:

• Information technology (IT)
• Project management
• Marketing

Microsoft 365 and Tenants Environment

ADatum recently purchased a Microsoft 365 E5 subscription that has the Microsoft Teams Domestic Calling Plan add-on. All users are assigned Microsoft 365 E5 and Microsoft Teams Domestic Calling Plan licenses and Calling Plans is deployed.

Azure AD has the default Cross-tenant access settings configured.

The Teams policies settings are configured as shown in the following exhibit.

Teams policies

Teams policies are used to control what settings or features are available to users when they are using teams and channels. You can use the Global (Org-wide default) policy and customize it or create one or more custom policies for those people that are members of a team or a channel within your organization. Learn more

Teams policies summary

1	1
Default policy	Custom policy

Manage policies | Group policy assignment

+ Add | Edit | Duplicate | Delete | Reset Global policy | Manage users | 2 items | Search by name

Name	Description	Custom policy	Assigned to users	Create private channels	Create shared channels	Invite external users	Join external channels
Global (Org-wide default)	Default policy for users...	No		On	On	On	On
Marketing	Marketing users policy	Yes	View users	On	On	Off	Off

The Teams client is deployed to a non-persistent Virtual Desktop Infrastructure (VDI) used by the project management department.

Allow guest access in Teams is set to Off.

The Microsoft Viva Connections app is deployed to all users.

Problem Statements -

ADatum identifies the following issues:

• An executive at the San Diego office reports that video drops during Teams meetings.
• The Edmonton field site has limited bandwidth, and users report poor audio during Teams calls and meetings.
• Users in the project management department report that they cannot give or take control during Teams calls and meetings while sharing their VDI desktop.

Planned Changes -

ADatum plans to implement the following changes:

• Configure the media bit rate settings for the users at the Edmonton field site. The settings must apply only to the user while they are at the site, but NOT when they are at a different office.
• Create a Teams channel to enable the project management department to collaborate with the IT department on a device upgrade project.
• Implement a pilot rollout of Operator Connect for the users in the New York office. A port re-quest was accepted already.
• Create a Teams channel for the marketing department for external collaboration.
• Rename the Viva Connections icon as Start portal.

Technical Requirements -

ADatum identifies the following technical requirements:

• The marketing department requires that all the files shared by using Teams remain available for at least three years after deletion.
• The marketing department must be able to apply a watermark to content and video shared dur-ing Teams meetings.
• All users require indefinite access to training videos recorded in Teams by the IT department.
• All access to Teams and shared resources must use the principle of least privilege.
• Guest access must remain disabled.

You need to implement the planned change for the Edmonton field site.

What should you create?

A. a network roaming policy

B. a voice routing policy

C. a calling policy

D. a meeting policy

E. a messaging policy

Suggested Answer: *A*

Community vote distribution

A (100%)

jwTLIT Highly Voted 1 year, 3 months ago

Selected Answer: A

https://learn.microsoft.com/en-us/microsoftteams/network-roaming-policy

This policy enables you to assign settings to network sites. The Teams client will dynamically pick up the settings based on which network site it connects to. When the Teams client signs in from a network site with a roaming policy assigned, that policy will be used. If there is no policy assigned, the values set in the meeting policy will be used.

The TeamsNetworkRoamingPolicy contains the following parameters:

AllowIPVideo - This setting controls whether video can be turned on in meetings hosted by a user and in 1:1 and group calls started by a user.

MediaBitRateKb - This setting determines the total average media bit rate for audio, video, and video-based app sharing transmissions in calls and meetings for the user.

upvoted 5 times

kaycee_a Most Recent 7 months, 1 week ago

Selected Answer: A

https://learn.microsoft.com/en-us/microsoftteams/network-roaming-policy

upvoted 1 times

Question #100 *Topic 2*

Your company uses Teams.

You have a team named Team1.

You need to prevent guest users from accessing files in Team1. The solution must NOT affect external collaboration with any other teams.

What should you do?

A. From the SharePoint admin center, edit the External sharing settings for the associated site.

B. From the Microsoft Entra admin center, configure the External collaboration settings for guest users.

C. From the Microsoft Entra admin center, create a Conditional Access policy.

D. From the Microsoft Teams admin center, set external access to Block all external domains.

E. From the Microsoft Teams admin center, set Allow guest access in Teams to Off.

Suggested Answer: *A*

Community vote distribution

A (100%)

kaycee_a 7 months, 1 week ago

Selected Answer: A

A is correct

upvoted 1 times

BigO76 1 year ago

The correct answer is A. From the SharePoint admin center, edit the External sharing settings for the associated site.Why: Targeted control: It allows you to restrict access specifically for Team1's files without globally affecting external collaboration in other teams.

SharePoint-level control: Files in Teams are stored in SharePoint sites, so managing sharing at the SharePoint level provides granular control over file permissions.

upvoted 1 times

Question #101 *Topic 2*

Note: This question is part of a series of questions that present the same scenario. Each question in the series contains a unique solution that might meet the stated goals. Some question sets might have more than one correct solution, while others might not have a correct solution.

After you answer a question in this section, you will NOT be able to return to it. As a result, these questions will not appear in the review screen.

Your company has a Microsoft 365 subscription that uses an Azure Active Directory (Azure AD) tenant named contoso.com.

You need to prevent guest users in the tenant from using cameras during Microsoft Teams meetings.

Solution: From Microsoft Teams admin center, you modify the External access settings.

Does this meet the goal?

A. Yes

B. No

Suggested Answer: *A*

Community vote distribution

B (100%)

K_Cooper Highly Voted 1 year, 1 month ago

B (no) is correct. From the MS Teams Admin center, you modify the Users > Guest access settings, where you can toggle Video conferencing, select Screen sharing options, and toggle Meet now in channels. This is not available in External access settings.

upvoted 8 times

Suprotim 1 year ago

Completely agree. A is not correct.

upvoted 2 times

Aboed Most Recent 7 months, 2 weeks ago

Selected Answer: B

It is No,

upvoted 1 times

Phirom 8 months, 2 weeks ago

It is No, the same as : T2Q8, The correct solutions are in T1Q2 andT2Q53.

upvoted 1 times

JuniorFixHow 1 year ago

Selected Answer: B

B is the correct answer

upvoted 2 times

JuniorFixHow 1 year ago

B is not correct because that setting is not even in Entra

upvoted 1 times

GetEsn 1 year ago

Selected Answer: B

Guest access settings => Meeting => video conferencing

upvoted 2 times

Question #102 *Topic 2*

Your company uses Teams.

All users are assigned a Microsoft 365 E3 license.

You need to recommend a license that will enable the use of information barriers (IBs) in Teams.

What are two licenses that you can recommend? Each correct answer presents a complete solution.

NOTE: Each correct selection is worth one point.

A. the Microsoft Teams Premium add-on

B. the Priva Privacy Risk Management add-on

C. Microsoft 365 Business Standard

D. Microsoft 365 E5

E. the Microsoft 365 E5 Compliance add-on

Suggested Answer: *DE*

Community vote distribution

DE (100%)

correction 3 months, 4 weeks ago

Selected Answer: DE

Ans DE

https://aka.ms/M365EnterprisePlans

(official link for all microsoft license as of 4March,2025)

upvoted 2 times

BigO76 1 year ago

Selected Answer: DE

Microsoft 365 E5: This comprehensive suite includes IBs as a core feature, removing the need for additional add-ons.

Microsoft 365 E5 Compliance add-on: If you already have Microsoft 365 E3 licenses, this add-on specifically provides IBs functionality without upgrading to the full E5 suite.

upvoted 2 times

Question #103 *Topic 2*

You have a Microsoft 365 subscription that uses Microsoft Teams.

You need to prevent users from creating private channels.

What should you do?

A. Modify the Teams settings.

B. Create a messaging policy.

C. Create an app permission policy.

D. Create a Teams policy.

Suggested Answer: *A*

Community vote distribution

D (93%) 7%

fzdf Highly Voted 1 year, 1 month ago

Selected Answer: D

andwer is D, teams policy -> create private channels

upvoted 6 times

Blackhawk676 1 year, 1 month ago

Use policies to control which users in your organization are allowed to create private channels. Once you've set the policies, team owners can turn off or turn on the ability for members to create private channels in the Settings tab for a team.

upvoted 2 times

kaycee_a Most Recent 7 months, 1 week ago

Selected Answer: D

D is the right answer

https://learn.microsoft.com/en-US/microsoftteams/teams-policies#channel-policies

upvoted 1 times

MastrM 9 months, 3 weeks ago

Selected Answer: D

I am sure you don't want to edit the settings for every user seperataly.

upvoted 1 times

Notmyrealface 10 months, 1 week ago

Selected Answer: D

https://learn.microsoft.com/en-US/microsoftteams/teams-policies#channel-policies

upvoted 2 times

DashP 11 months ago

Selected Answer: A

A seems to be right : Team Level: Team Owners can disable Private Channel creation for their particular Team by clicking on the three dots next to the team name, then clicking on Manage team, then on Settings Tab, expanding Member permissions and unchecking the box next to Allow members to create private channels 1.

Teams Admin Level: Under Teams, click Teams policies. Click on the Global (Org-wide default) policy. Uncheck (switch the toggle to off) next to Create private channels or Create shared channels and click Apply. This will remove the ability for anyone (Team Owners or Team Members) to create Private and Shared channels within Teams

upvoted 1 times

BigO76 1 year ago

Selected Answer: D

Teams policy: This provides direct control over Teams features and functionalities within your organization. With a Teams policy, you can specifically disable the "Allow team members to create private channels" option, effectively preventing users from creating them.

upvoted 2 times

Nico282 1 year ago

Selected Answer: D

https://learn.microsoft.com/en-US/microsoftteams/teams-policies#channel-policies

upvoted 1 times

emjotbe 1 year ago

Selected Answer: D

it's D

upvoted 1 times

Question #104 *Topic 2*

Your company has a Microsoft Office 365 subscription.

Users in the company's sales department frequently invite guest users to meetings.

You need to ensure that when the sales department users invite guest users to meetings, the guest users are admitted by default. The solution must only apply to the sales department users.

Which two actions should you perform? Each correct answer presents part of the solution.

NOTE: Each correct selection is worth one point.

A. In the global meeting policy, set Automatically admit users to Everyone.

B. Create a new meeting policy and set Automatically admit users to Everyone.

C. Apply the policy to the sales department users.

D. In the global meeting policy, set Automatically admit users to People in your organization.

Suggested Answer: *BC*

Community vote distribution

BC (100%)

kaycee_a 7 months, 1 week ago

Selected Answer: BC

B and C are the correct answers as you have to create a new policy and apply the new policy to users in the sales department

upvoted 1 times

BigO76 1 year ago

Selected Answer: BC

only applying to the sales team while maintaining appropriate security and control for other departments within your organization.

upvoted 1 times

Question #105 *Topic 2*

DRAG DROP

-

Your company uses Teams.

You have a team named Accounting that is deleted accidentally.

You need to use PowerShell to restore the Accounting team.

How should you complete the PowerShell script? To answer, drag the appropriate values to the correct targets. Each value may be used once, more than once, or not at all. You may need to drag the split bar between panes or scroll to view content.

NOTE: Each correct selection is worth one point.

Suggested Answer:

syougun200x Highly Voted 1 year, 1 month ago

get-azureadmsdeletedgroup and

restore-azureadmsdeleteddirectoryobject

upvoted 11 times

Nico282 1 year ago

https://learn.microsoft.com/en-us/powershell/module/azuread/get-azureadmsdeletedgroup?view=azureadps-2.0

https://learn.microsoft.com/en-us/powershell/module/azuread/restore-azureadmsdeleteddirectoryobject?view=azureadps-2.0

upvoted 2 times

K_Cooper Highly Voted 1 year, 1 month ago

How is the listed answer right? Isn't Get just to display information? Why wouldn't the second part of this answer be one of the Restore commands?

upvoted 5 times

Suprotim 1 year ago

You are right, the second answer provided is wrong.

Correct answers:

get-azureadmsdeletedgroup and

restore-azureadmsdeleteddirectoryobject

upvoted 1 times

Question #106 *Topic 2*

HOTSPOT
-

Your company has the following departments:

• Marketing
• Information technology (IT)

The company uses Teams.

You need to recommend an access solution that meets the following requirements:

• The marketing department must collaborate with an external consultant by using a Microsoft PowerPoint presentation stored in the General channel of a new team.
• The IT department must be able to communicate with external consultants by using a private Teams chat and Teams calls.

Which type of access should you recommend for each department? To answer, select the appropriate options in the answer area.

NOTE: Each correct selection is worth one point.

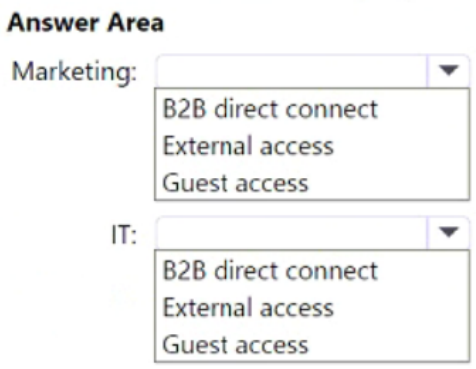

Suggested Answer:

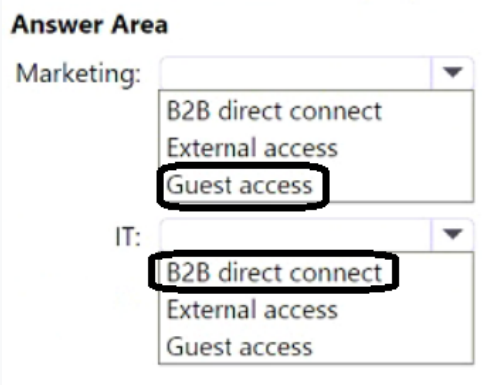

Suprotim 1 year ago
B2B is only for shared channels. The second asnwer should be External collaboration.

https://learn.microsoft.com/en-us/entra/external-id/b2b-direct-connect-overview
upvoted 4 times

BigO76 1 year ago
Correct: Marketing: Guest Access
Reason: Guest Access is specifically designed for collaboration with external users on specific teams and channels within your organization. It allows them to access files, participate in chats, and join meetings within the designated team or channel. This aligns perfectly with the marketing department's need to collaborate on a PowerPoint presentation in a team's General channel.
IT: External Access

Reason: External Access enables communication with external users via chat and calls, but without granting access to teams or channels. This suits the IT department's requirement for private chats and calls with external consultants without sharing internal team resources.
Explanation of why other options aren't suitable:
B2B Direct Connect: This feature is primarily for federating with other Azure AD organizations, allowing seamless collaboration between trusted partners. It's not ideal for one-off external consultant interactions as in this scenario.
upvoted 8 times

Question #107 *Topic 2*

HOTSPOT
-

You have a Microsoft 365 E5 subscription that uses Teams.

A user reports that a team named Team1 is missing and is no longer accessible.

You discover that an administrator deleted Team1 accidentally.

You need to restore Team1.

How many days do you have to restore Team1, and which portal should you use? To answer, select the appropriate options in the answer area.

NOTE: Each correct selection is worth one point.

Answer Area

Days:
- 10
- 30
- 90
- 120

Portal:
- The Microsoft 365 admin center
- The Microsoft Purview compliance portal
- The Microsoft Teams admin center

Suggested Answer:

Answer Area

Days:
- 10
- 30
- 90
- 120

Portal:
- The Microsoft 365 admin center
- The Microsoft Purview compliance portal
- The Microsoft Teams admin center

GetEsn Highly Voted 1 year, 6 months ago

I think the correct answer is 30 days and MS Teams admin center

upvoted 10 times

correction Most Recent 3 months, 4 weeks ago

You have 30 days to restore a deleted team. After 30 days, the team and its associated data are permanently deleted and cannot be recovered.

Microsoft 365 admin center to restore the deleted team.
Steps to Restore the Team:
Go to the Microsoft 365 admin center.
Navigate to Groups > Deleted groups.
Find and select the team (group) you want to restore.
Click on Restore group.

Team Admin Centre to restore the deleted team.
Steps :-

Go to teams admin center
Navigate to Teams > Managed Teams
On the Top-Right side of page click on the ACTION tab > View Deleted Teams
Find and select the team (group) you want to restore.
Click on Restore Team.
This will restore team as well as the group

(Both method tested)
Therefor, Portal: - 365 admin center as well as team admin center
upvoted 1 times

fr0do 5 months, 1 week ago
Restore deleted teams
To restore a deleted team in the Teams admin center, do the following:
Go to the Teams Admin center > Teams > Manage teams.
Expand Actions menu on the top right corner, click View deleted teams.
Select the team that you want to restore from the list, and then click Restore. You can also select multiple teams and restore them.

Source: https://learn.microsoft.com/en-us/microsoftteams/manage-teams-in-modern-portal
upvoted 1 times

loeloe5 11 months, 3 weeks ago
Timeframe for Restoration:

You have 30 days to restore a deleted team. After 30 days, the team and its associated data are permanently deleted and cannot be recovered.
Portal to Use:

You should use the Microsoft 365 admin center to restore the deleted team.
Steps to Restore the Team:

Go to the Microsoft 365 admin center.
Navigate to Groups > Deleted groups.
Find and select the team (group) you want to restore.
Click on Restore group.

By following these steps within the 30-day window, you can restore the deleted team and recover its associated data.
upvoted 3 times

f4ba39d 11 months ago
This is the correct answer. Go to Teams admin center and delete a team. There's no place to restore it. You have to go to O365 admin center as described here.
upvoted 1 times

gvozdik 6 months, 2 weeks ago
Wrong, there IS a way to restore deleted groups in Teams Admin Center:
Teams > Manage teams > Actions (in the top right corner) > View deleted Teams > Select Team and click Restore
upvoted 2 times

Newb007 1 year, 1 month ago
Pretty sure you can restore the team from both M365 Admin and Teams Admin center...
upvoted 4 times

Phirom 1 year, 3 months ago
The MS 365 Admin Center
If you're a global administrator or a groups administrator, you can restore a deleted group in the Microsoft 365 admin center:

Go to the Microsoft 365 admin center.
Expand Groups, and then select Deleted groups.
Select the group that you want to restore, and then select Restore group.
https://learn.microsoft.com/en-us/microsoft-365/admin/create-groups/restore-deleted-group?view=o365-worldwide&tabs=admin-center
upvoted 1 times

Notmyrealface 1 year, 4 months ago

Correct answer:

https://learn.microsoft.com/en-us/microsoftteams/archive-or-delete-a-team

upvoted 2 times

Suprotim 1 year, 6 months ago

The correct answer is MS Teams admin center

upvoted 2 times

HOTSPOT
-

Your company has the users shown in the following table.

Name	Department
User1	HR
User2	IT
User3	Production

The company uses Teams.

You have Teams update policies configured as shown in the following table.

Name	Allow public preview
Global (Org-wide-default)	Follow Office Preview
Policy1	Not enabled
Policy2	Enabled

The Teams update policies are assigned to departments as shown in the following table.

Teams update policy	Department
Policy1	HR
Policy2	IT

For each of the following statements, select Yes if True. Otherwise select No.

NOTE: Each correct selection is worth one point.

Answer Area

Statements	Yes	No
User1 can switch to the public preview features by using the Teams client.	○	○
User2 can switch to the public preview features by using the Teams client.	○	○
User3 can switch to the public preview features by using the Teams client.	○	○

Suggested Answer:

Answer Area

Statements	Yes	No
User1 can switch to the public preview features by using the Teams client.	○	☒
User2 can switch to the public preview features by using the Teams client.	☒	○
User3 can switch to the public preview features by using the Teams client.	○	☒

scottb134679 7 months, 1 week ago

No, Yes, Yes. User 3 can enable public preview:
On for users in Current Channel (Preview) (default)

This default option turns on Teams Public preview features for any user enrolled in Office Current Channel (Preview).
Users enrolled in Office Current Channel (Preview) can't turn off Teams Public preview.

https://learn.microsoft.com/en-us/microsoftteams/public-preview-doc-updates?tabs=new-teams-client
upvoted 2 times

EsamiTopici 11 months, 1 week ago

No yes no, user3: Follow Office Preview
This default option will automatically enable Teams Public Preview features for any user enrolled in Current Channel (Preview).
There are no additional actions required by the end-user.
upvoted 2 times

BigO76 1 year ago

NO-YES-YES
User1 can switch to the public preview features by using the Teams client: NO

Explanation: User1's policy (Policy1) explicitly disables public preview features, overriding the Global policy's "Follow office preview" setting.
Therefore, User1 cannot access public preview features, even though the Global policy would usually allow it.
User2 can switch to the public preview features by using the Teams client: YES

Explanation: User2's policy (Policy2) explicitly enables public preview features, overriding the Global policy. This allows User2 to access public preview features within their Teams client, regardless of the Office preview schedule.
User3 can switch to the public preview features by using the Teams client: YES

Explanation: User3 falls under the Global policy, which permits users to manually toggle public preview features, making them accessible.
upvoted 2 times

DashP 11 months ago

I don't think that is correct, if only user enrolled in Current Channel (Preview) for office updates to align with , otherwise No.
• Follow Office Preview (default)

o This default option will automatically enable Teams Public Preview features for any user enrolled in Current Channel (Preview).
o There are no additional actions required by the end-user.
• Enabled
o This option enables Teams Public Preview - regardless of whether a user is enrolled in Current Channel (Preview).
o The end-user must also opt-in to Teams public preview in their Teams app. Refer how to switch to public preview for details.
Note: For existing users in Teams Public Preview who are NOT in Current Channel (Preview), IT admins need to switch from default, “Follow Office Preview” to “Enabled”.

• Not enabled
o Teams Public Preview features will not be available to end-users.
upvoted 1 times

solderboy 1 year ago

Is the answer correct?
upvoted 1 times

Question #109 *Topic 2*

You have a Microsoft 365 subscription.

You plan to implement Teams.

You need to confirm the location of the Teams service workload for data at rest.

What should you configure in the Microsoft 365 admin center?

A. the Data sources tab in Search & intelligence

B. the Organization profile tab in Org settings

C. the Overview tab in Service health

D. the Security & privacy tab in Org settings

Suggested Answer: *B*

Community vote distribution

B (88%) 13%

Aboed 7 months, 3 weeks ago

Selected Answer: B

Selected Answer: B

upvoted 1 times

BigO76 1 year ago

Selected Answer: B

settings>org settings>organization profile>Data Location>MS Teams

upvoted 2 times

Nico282 1 year ago

Selected Answer: B

https://admin.microsoft.com/Adminportal/Home#/Settings/OrganizationProfile/:/Settings/L1/DataLocationList

upvoted 4 times

JuniorFixHow 1 year ago

Selected Answer: C

C is correct

upvoted 1 times

Question #110 *Topic 2*

DRAG DROP
-

Your company uses Microsoft Teams.

You are planning the governance strategy for Microsoft Teams. All tasks must be performed by a user who will be assigned the Global admin role and will not be a team owner.

You need to identify which tools to use for the following tasks:

• Archive a team.
• Restore a deleted team.
• Permanently delete a team.

Which tool should you identify for each task? To answer, drag the appropriate tools to the correct tasks. Each tool may be used once, more than once, or not at all. You may need to drag the split bar between panes or scroll to view content.

NOTE: Each correct selection is worth one point.

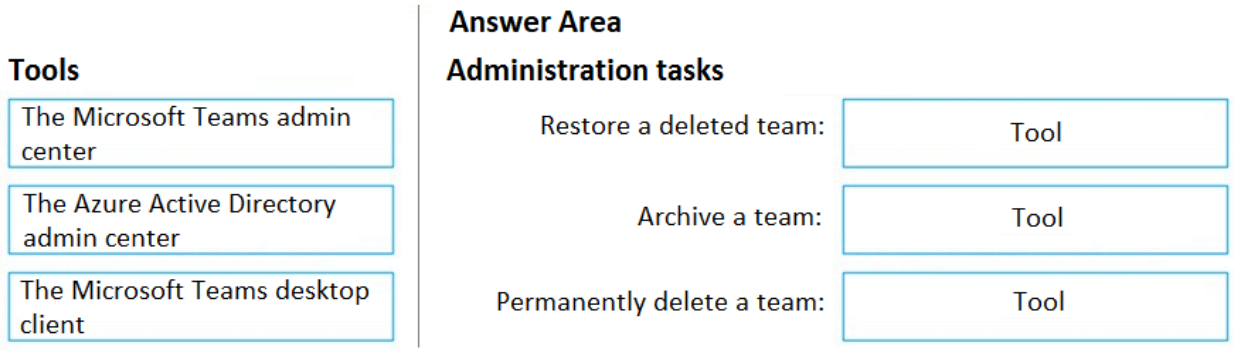

Suggested Answer:

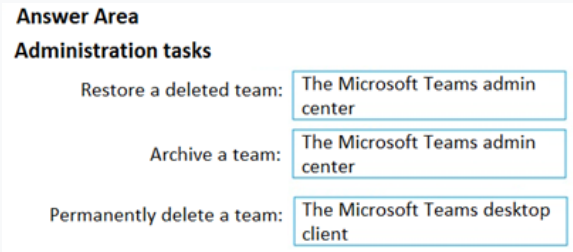

adidan90 Highly Voted 1 year, 7 months ago
Azure AD to restore a team NOT Teams Admin Center.
upvoted 6 times

Ludwig2023 1 year, 6 months ago
We can restore deleted teams in TAC if you go to Teams -> Manage teams -> click on 'Actions' in the upper-right corner -> View deleted teams -> tick at the team you want to restore -> Restore. I have confirmed this in my test tenant.
upvoted 9 times

Suprotim 1 year, 6 months ago
This is correct
upvoted 1 times

correction Most Recent 3 months, 4 weeks ago
To accomplish each compliance task in Microsoft Teams, you would use the following tools:

Restore a deleted team:
Microsoft Teams admin center > Teams > Action > View Deleted Teams > select the desired team, and then choose the "Restore" option.

OR
Microsoft Entra ID Portal > Groups > Deleted Groups > Restore Group
(A team is attached to a group and when we delete a team its 365group will also gets deleted. So, if we restore the group the team will also be restored.)

Archive a team:
Microsoft Teams admin center > Teams > select the desired team, and then choose the "Archive" option.

Permanently delete a team:
Microsoft Entra ID Portal > Groups > Deleted Groups > select the desired Group, and then choose the "Delete Permanently" option.
(Teams admin portal don't have any option to delete a group[/team permanently, it just soft delete the group/team.)
upvoted 2 times

fr0do 5 months, 1 week ago
Everything can be done in Teams admin center.

https://learn.microsoft.com/en-us/microsoftteams/manage-teams-in-modern-portal
upvoted 1 times

Frankmann 4 months, 2 weeks ago
No, permanently delete its not possible in TAC. Deleting in TAC is only softdelete
upvoted 2 times

fr0do 3 months, 3 weeks ago
Sorry, you are right indeed!
upvoted 1 times

chico111889 10 months, 1 week ago
Same question in p2 #29
upvoted 1 times

Bobalo 1 year, 3 months ago
All of these can be done from the teams admin center.
upvoted 4 times

euraclidon 1 year, 4 months ago
Restore a Deleted Team: Both Entra Admin Center/Azure Active Directory and TAC are correct.
Archive a Team: TAC
Permanently delete a team: EAC/ADAC
upvoted 2 times

BigO76 1 year, 6 months ago
Archive a team:

Tool: The Microsoft Teams admin center
Steps: In the Teams admin center, navigate to "Teams" > "Manage teams," select the team, and choose "Archive." This action archives the team.
Restore a deleted team:

Tool: The Microsoft Teams admin center
Steps: In the Teams admin center, navigate to "Teams" > "Manage teams," select "Deleted," find the deleted team, and choose "Restore." This action restores the deleted team.
Permanently delete a team:

Tool: The Azure Active Directory admin center
Steps: Navigate to the Azure Active Directory admin center, go to "Groups," find the team, and choose "Delete." This action permanently deletes the team.
upvoted 2 times

BigO76 1 year, 6 months ago
Sorry this should be for clarity

Archive a team:
Tool: The Microsoft Teams admin center

Steps: In the Teams admin center, navigate to "Teams" > "Manage teams," select the team, and choose "Archive." This action archives the team.

Restore a deleted team:
Tool: The Microsoft Teams admin center
Steps: In the Teams admin center, navigate to "Teams" > "Manage teams," select "Deleted," find the deleted team, and choose "Restore." This action restores the deleted team.

Permanently delete a team:
Tool: The Azure Active Directory admin center
Steps: Navigate to the Azure Active Directory admin center, go to "Groups," find the team, and choose "Delete." This action permanently deletes the team.
upvoted 5 times

b8b6253 1 year, 5 months ago
You can archive a Team by using Teams Client.
upvoted 1 times

EsamiTopici 1 year, 4 months ago
@b8b6253 "All tasks must be performed by a user who will be assigned the Global admin role and will not be a team owner."
upvoted 7 times

fr0do 5 months, 1 week ago
As an admin, you may need to view or update the teams in your organization, or you might need to perform remediation actions such as assigning owners for ownerless teams. You can manage teams through both the Teams PowerShell module and the Teams admin center. You can access the admin center at https://admin.teams.microsoft.com. For full administration capabilities using these two toolsets, you should make sure that you're assigned one of the following roles:

Global administrator
Teams administrator

https://learn.microsoft.com/en-us/microsoftteams/manage-teams-in-modern-portal
upvoted 1 times

JuniorFixHow 1 year, 6 months ago
I don't agree with answer
upvoted 1 times

Suprotim 1 year, 6 months ago
In exam on 10th Dec 2023.
upvoted 2 times

AMIT110892 1 year, 7 months ago
we can even archieve the team using desktop client
upvoted 1 times

Question #111 *Topic 2*

HOTSPOT
-

You have a Microsoft 365 E5 subscription that uses Teams.

You need to recommend a security solution for Teams users. The solution must meet the following requirements:

• Detect risks, such as unfamiliar sign-ins and atypical travel.
• Enforce multi-factor authentication (MFA) when risky sign-ins are detected.

What should you include in the recommendation, and which portal should you use? To answer, select the appropriate options in the answer area.

NOTE: Each correct selection is worth one point.

Answer Area

Include:
- Entra Verified ID
- Identity Protection
- Privileged access

Portal:
- The Microsoft 365 admin center
- The Microsoft Entra admin center
- The Microsoft Teams admin center

Suggested Answer:

Answer Area

Include:
- Entra Verified ID
- Identity Protection
- Privileged access

Portal:
- The Microsoft 365 admin center
- The Microsoft Entra admin center
- The Microsoft Teams admin center

BigO76 Highly Voted 1 year ago
looks like a new question. Answer is correct. See below....
https://learn.microsoft.com/en-us/entra/id-protection/overview-identity-protection
https://learn.microsoft.com/en-us/entra/id-protection/howto-identity-protection-configure-mfa-policy
upvoted 6 times

DashP 11 months ago
Isn't it Conditional Access which is still the MS Entra Admin Centre
upvoted 1 times

HOTSPOT
-

Your company has a Microsoft Office 365 subscription.

All users use an email domain named @adatum.com.

You have the guest access settings shown in the Guest Access exhibit. (Click the Guest Access tab.)

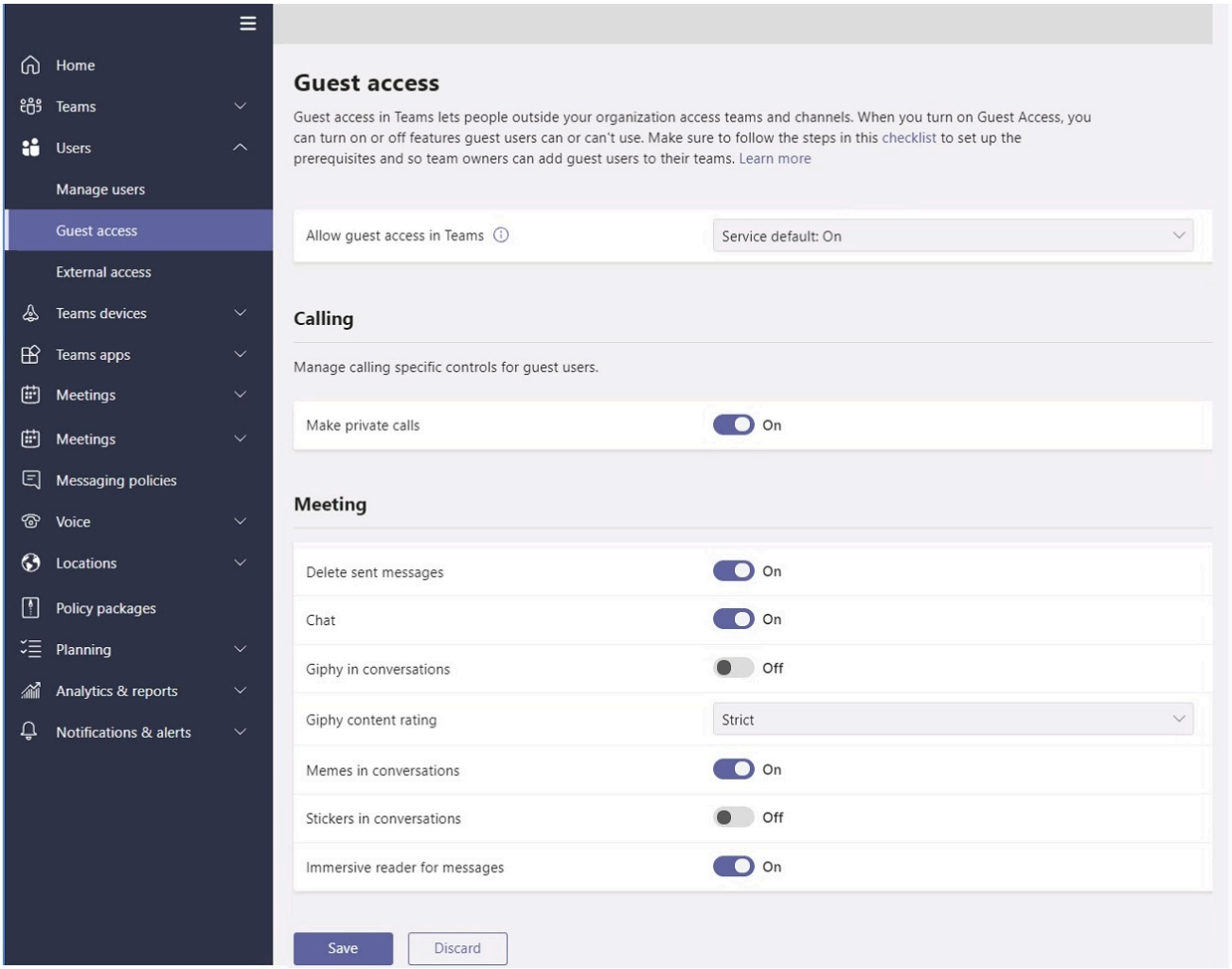

You have the External collaboration settings shown in the External Collaboration exhibit. (Click the External Collaboration tab.)

Guest user access

Guest user access restrictions ⓘ

Learn more

- ○ Guest users have the same access as members (most inclusive)
- ◉ Guest users have limited access to properties and memberships of directory objects
- ○ Guest user access is restricted to properties and memberships of their own directory objects (most restrictive)

Guest invite settings

Guest invite restrictions ⓘ

Learn more

- ◉ Anyone in the organization can invite guest users including guests and non-admins (most inclusive)
- ○ Member users and users assigned to specific admin roles can invite guest users including guests with member permissions
- ○ Only users assigned to specific admin roles can invite guest users
- ○ No one in the organization can invite guest users including admins (most restrictive)

Enable guest self-service sign up via user flows ⓘ

Learn more

Yes | **No**

Collaboration restrictions

- ○ Allow invitations to be sent to any domain (most inclusive)
- ○ Deny invitations to the specified domains
- ◉ Allow invitations only to the specified domains (most restrictive)

Delete

Target domains

Contoso.com ✓

example.com or *.example.com or example.*

You have a meeting policy that is configured as shown in the Meeting Policy exhibit. (Click the Meeting Policy tab.)

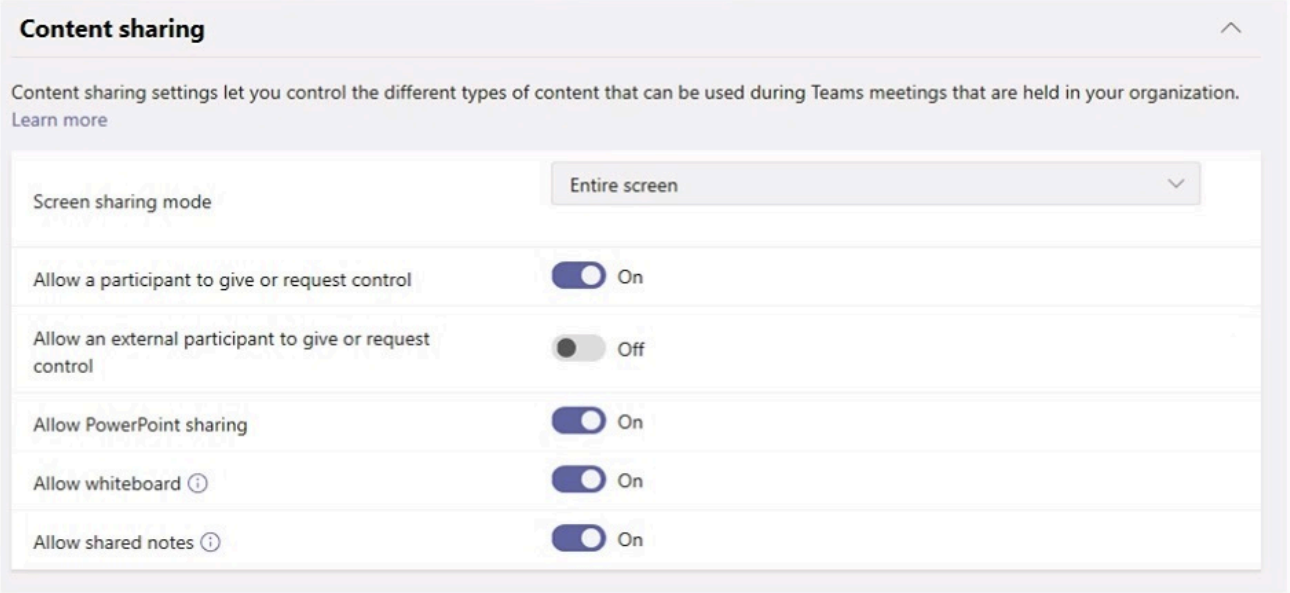

For each of the following statements, select Yes if the statement is true. Otherwise, select No.

NOTE: Each correct selection is worth one point.

Answer Area

Statements	Yes	No
Users at your company can share their screen with guest users during meetings.	○	○
Users at your company can add users from a company that uses an email domain of fabrikam.com to teams.	○	○
Users at your company can add users from a company that uses an email domain of contoso.com to teams.	○	○

Suggested Answer:

Answer Area

Statements	Yes	No
Users at your company can share their screen with guest users during meetings.	○	☒
Users at your company can add users from a company that uses an email domain of fabrikam.com to teams.	○	☒
Users at your company can add users from a company that uses an email domain of contoso.com to teams.	☒	○

emjotbe Highly Voted 1 year ago

Yes | No | Yes - there is no info that user's can't share screen with guests

upvoted 10 times

Suprotim Highly Voted 1 year ago

Repeat Question Topic 2, Question 36

Yes | No I Yes

upvoted 5 times

JuniorFixHow Most Recent 10 months, 3 weeks ago

YNY is correct

upvoted 3 times

Question #113 *Topic 2*

HOTSPOT
-

You have a Microsoft 365 E5 subscription that uses Teams.

You need to ensure that users are prompted for multi-factor authentication (MFA) when they access Teams from outside the corporate network.

Which type of policy should you configure, and which portal should you use? To answer, select the appropriate options in the answer area.

NOTE: Each correct selection is worth one point.

Answer Area

Policy type:
- Conditional Access policy
- Mobility policy
- Privacy risk management policy
- Teams policy

Portal:
- The Microsoft 365 Defender portal
- The Microsoft Entra admin center
- The Microsoft Purview compliance portal
- The Microsoft Teams admin center

Suggested Answer:

Answer Area

Policy type:
- Conditional Access policy
- Mobility policy
- Privacy risk management policy
- Teams policy

Portal:
- The Microsoft 365 Defender portal
- The Microsoft Entra admin center
- The Microsoft Purview compliance portal
- The Microsoft Teams admin center

correction 3 months, 4 weeks ago
Conditional Access Policy in Entra admin center
https://learn.microsoft.com/en-us/entra/identity/conditional-access/policy-all-users-mfa-strength#create-a-conditional-access-policy
upvoted 1 times

Ash_B38 9 months, 2 weeks ago
Yeah Conditional access policy can be setup from Entra Admin portal to enforce MFA.
upvoted 4 times

Question #114 *Topic 2*

HOTSPOT
-

Your company has two offices in Canada and Australia.

You have a Microsoft 365 subscription that uses Teams.

A user named User1 moves from the Canada office to the Australia office.

You need to use PowerShell to move data at rest to Australia for User1.

How should you complete the PowerShell command? To answer, select the appropriate options in the answer area.

NOTE: Each correct selection is worth one point.

Answer Area



Suggested Answer:

f4ba39d 10 months, 3 weeks ago
Looks good!
upvoted 2 times

Question #115 *Topic 2*

HOTSPOT
-

You have a Microsoft 365 subscription that uses Teams.

You have a team named Project1.

You need to deploy a compliance solution for Project1. The solution must meet the following requirements:

• Detect conversations between project users that might relate to insider trading.
• Monitor for exfiltration activities, and then send alerts.

What should you use for each requirement? To answer, select the appropriate options in the answer area.

NOTE: Each correct selection is worth one point.

Answer Area

Detect conversations:
- Communication compliance
- Information Barriers
- Insider risk management
- Microsoft Defender for Cloud Apps

Monitor for exfiltration and send alerts:
- Communication compliance
- Information protection
- Insider risk management
- Records management

Suggested Answer:

Answer Area

Detect conversations:
- Communication compliance
- Information Barriers
- Insider risk management
- Microsoft Defender for Cloud Apps

Monitor for exfiltration and send alerts:
- Communication compliance
- Information protection
- Insider risk management
- Records management

skycrap Highly Voted 9 months, 3 weeks ago
I would say: a. communication compliance https://learn.microsoft.com/en-us/purview/communication-compliance-teams#:~:text=Microsoft%20Teams%20and%20Microsoft%20Purview%20Communication%20Compliance and Insider Risk https://learn.microsoft.com/en-us/purview/insider-risk-management-activities#:~:text=Investigate%20insider%20risk%20management%20activities
upvoted 7 times

correction Most Recent 3 months, 4 weeks ago
Communication Compliance
Insider Risk Management
upvoted 1 times

Aboed 7 months, 3 weeks ago

I would say: a. communication compliance

upvoted 2 times

Eveready 9 months, 2 weeks ago

I believe the correct answer for the first box is communication compliance: https://learn.microsoft.com/en-us/purview/communication-compliance

upvoted 2 times

Question #116 *Topic 2*

SIMULATION
-

You need to ensure that content on Microsoft SharePoint Online sites can be shared only with new and existing guest users.

To complete this task, sign in to the Microsoft 365 portal.

Correct Answer:

To set SharePoint organization-level sharing settings do the following three steps:

Step 1: In the SharePoint admin center, in the left navigation pane, under Policies, select Sharing.

Step 2: Ensure that external sharing for SharePoint is set to New and existing guests.

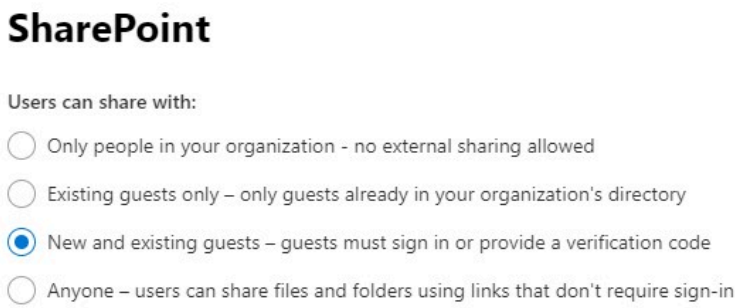

Step 3: Select Save.

Reference:
https://learn.microsoft.com/en-us/microsoft-365/solutions/collaborate-in-site

Currently there are no comments in this discussion, be the first to comment!

Question #117 *Topic 2*

You have a Microsoft 365 E5 subscription that uses Teams and contains the users shown in the following table.

Name	Role
User1	Teams Administrator
User2	User Administrator
User3	Helpdesk Administrator

You create a group naming policy to enforce a consistent naming convention for Teams names.

Which users are exempt from the group naming policy restrictions?

A. User1 only

B. User2 only

C. User3 only

D. User1 and User3 only

E. User1, User2, and User3

Suggested Answer: *B*

Community vote distribution

B (100%)

VitaliiKurishko 8 months ago

Selected Answer: B

Correct answer

https://learn.microsoft.com/en-us/entra/identity/users/groups-naming-policy#roles-and-permissions

upvoted 2 times

Question #118 *Topic 2*

Your company has three divisions. Each division has a Microsoft 365 E5 subscription and its own Microsoft Entra ID instance. All the divisions use Teams for collaboration and communication.

You need to recommend a seamless collaboration solution between all the divisions. The solution must support the following:

• Search for users
• Free/busy status for Teams meetings
• Collaboration on files stored in Teams

What should you include in the recommendation?

A. guest access

B. a multitenant organization

C. shared channels

D. external access

Correct Answer: *B*

Community vote distribution

B (100%)

correction 3 months, 4 weeks ago

Selected Answer: B

Key Word - "its own Microsoft Entra ID instance"
The multitenant organization scenario occurs when an organization has more than one tenant instance of Microsoft Entra ID.
https://learn.microsoft.com/en-us/entra/identity/multi-tenant-organizations/overview
upvoted 1 times

correction 3 months, 4 weeks ago

Selected Answer: B

Key Word - "its own Microsoft Entra ID instance"
The multitenant organization scenario occurs when an organization has more than one tenant instance of Microsoft Entra ID.
https://learn.microsoft.com/en-us/entra/identity/multi-tenant-organizations/overview
upvoted 1 times

Question #119 *Topic 2*

You have a Microsoft 365 E5 subscription that includes Teams.

You need to ensure that only existing guest user accounts can access Teams files. New guest users must be restricted from accessing files in Teams.

What should you do?

A. From the Microsoft Teams admin center, configure the Guest access settings.

B. From the Microsoft Teams admin center, configure the External access settings.

C. From the SharePoint admin center, configure the Sharing settings.

D. From the Microsoft Entra admin center, configure the External collaboration settings.

Correct Answer: *C*

ptrms700 1 week, 6 days ago

Selected Answer: C

C is correct

upvoted 2 times

AppleNutNut 3 weeks ago

Selected Answer: D

D. From the Microsoft Entra admin center, configure the External collaboration settings.

Explanation:

To ensure that only existing guest users can access Teams files and prevent new guest users from being added or accessing content, you need to configure external collaboration settings in Microsoft Entra ID (formerly Azure AD).

In the Microsoft Entra admin center:

Go to External Identities > External collaboration settings.

Set the option to "Only allow existing guests" or disable guest invitations.

This ensures that no new guest users can be added, but existing guests retain access.

upvoted 1 times

Question #120 *Topic 2*

Note: This question is part of a series of questions that present the same scenario. Each question in the series contains a unique solution that might meet the stated goals. Some question sets might have more than one correct solution, while others might not have a correct solution.

After you answer a question in this section, you will NOT be able to return to it. As a result, these questions will not appear in the review screen.

You have a Microsoft 365 subscription that includes Teams. The subscription contains a user named User1.

You are deploying 10 new Teams devices.

You need to ensure that User1 can restart the Teams devices remotely.

Solution: You assign the Teams Communications Support Engineer role to User1.

Does this meet the goal?

A. Yes

B. No

Suggested Answer: *B*

Community vote distribution

B (100%)

correction 3 months, 4 weeks ago

Selected Answer: B

Need Team Device admin role

https://learn.microsoft.com/en-us/microsoftteams/devices/device-management

upvoted 1 times

VitaliiKurishko 8 months ago

Selected Answer: B

B

upvoted 2 times

Question #121 *Topic 2*

Note: This question is part of a series of questions that present the same scenario. Each question in the series contains a unique solution that might meet the stated goals. Some question sets might have more than one correct solution, while others might not have a correct solution.

After you answer a question in this section, you will NOT be able to return to it. As a result, these questions will not appear in the review screen.

You have a Microsoft 365 subscription that includes Teams. The subscription contains a user named User1.

You are deploying 10 new Teams devices.

You need to ensure that User1 can restart the Teams devices remotely.

Solution: You assign the Teams Administrator role to User1.

Does this meet the goal?

A. Yes

B. No

Suggested Answer: *B*

NaelShoukry Highly Voted 8 months, 2 weeks ago

A Teams Administrator can restart devices remotely so this should be A

upvoted 5 times

AppleNutNut Most Recent 3 weeks ago

Selected Answer: A

Answer: A. Yes

Explanation:

Assigning the Teams Administrator role to User1 does meet the goal.

The Teams Administrator role includes permissions to:

Manage all aspects of Microsoft Teams, including Teams devices.

Restart Teams devices remotely via the Teams admin center.

Configure device settings, update firmware, and monitor device health.

This role provides the necessary access for User1 to manage and restart the 10 new Teams devices.

upvoted 1 times

correction 3 months, 4 weeks ago

Selected Answer: B

To manage devices, such as change device configuration, restart devices, manage updates, or view device and peripheral health, you need to be assigned one of the following Microsoft 365 admin roles:

Teams Service admin

Teams Device admin

https://learn.microsoft.com/en-us/microsoftteams/devices/device-management

(Team service admin role might be deprecated or might be added into Team Admin role)

But as of 4March,2025 Teams admin has no authority on team devices

https://learn.microsoft.com/en-us/entra/identity/role-based-access-control/permissions-reference#teams-administrator

Only Team Device admin role had authority on team devices

https://learn.microsoft.com/en-us/entra/identity/role-based-access-control/permissions-reference#teams-devices-administrator

upvoted 1 times

razit 2 months, 2 weeks ago

I work with Teams, and I know MS Learn told one, in pracitce is second. As I tested (now) using Teams Admin role I can restart Device (needed Pro license for Teams Rooms)

upvoted 1 times

razit 4 months, 1 week ago

Selected Answer: A

Teams Adminitrator can do Everything in the Microsoft Teams admin center and associated PowerShell controls

upvoted 1 times

b466dd6 6 months, 3 weeks ago

Selected Answer: B

>>To manage devices, such as change device configuration, restart devices, manage updates, or view device and peripheral health, you need to be assigned one of the following Microsoft 365 admin roles: Teams Service admin, Teams Device admin

upvoted 1 times

Fjorri 7 months, 1 week ago

Selected Answer: B

Teams Device Administrator role is needed.

upvoted 2 times

VitaliiKurishko 8 months ago

Selected Answer: A

A

upvoted 2 times

Question #122 *Topic 2*

Note: This question is part of a series of questions that present the same scenario. Each question in the series contains a unique solution that might meet the stated goals. Some question sets might have more than one correct solution, while others might not have a correct solution.

After you answer a question in this section, you will NOT be able to return to it. As a result, these questions will not appear in the review screen.

You have a Microsoft 365 subscription that includes Teams. The subscription contains a user named User1.

You are deploying 10 new Teams devices.

You need to ensure that User1 can restart the Teams devices remotely.

Solution: You assign the Teams Communications Administrator role to User1.

Does this meet the goal?

A. Yes

B. No

Correct Answer: *B*

Currently there are no comments in this discussion, be the first to comment!

Question #123 *Topic 2*

Note: This question is part of a series of questions that present the same scenario. Each question in the series contains a unique solution that might meet the stated goals. Some question sets might have more than one correct solution, while others might not have a correct solution.

After you answer a question in this section, you will NOT be able to return to it. As a result, these questions will not appear in the review screen.

You have a Microsoft 365 subscription that includes Teams. The subscription contains a user named User1.

You are deploying 10 new Teams devices.

You need to ensure that User1 can restart the Teams devices remotely.

Solution: You assign the Teams Device Administrator role to User1.

Does this meet the goal?

A. Yes

B. No

Suggested Answer: *A*

Community vote distribution

A (100%)

correction 3 months, 4 weeks ago

Selected Answer: A

To manage devices, such as change device configuration, restart devices, manage updates, or view device and peripheral health, you need to be assigned one of the following Microsoft 365 admin roles:
Teams Service admin
Teams Device admin
https://learn.microsoft.com/en-us/microsoftteams/devices/device-management
(Team service admin role might be deprecated or might be added into Team Admin role)

But as of 4March,2025 Teams admin has no authority on team devices
https://learn.microsoft.com/en-us/entra/identity/role-based-access-control/permissions-reference#teams-administrator

Only Team Device admin role had authority on team devices
https://learn.microsoft.com/en-us/entra/identity/role-based-access-control/permissions-reference#teams-devices-administrator
upvoted 1 times

Fjorri 7 months, 1 week ago

Selected Answer: A

A is correct!
upvoted 2 times

Question #124 *Topic 2*

You have a Microsoft 365 E5 subscription that uses Teams.

Your company collaborates with a partner company named fabrikam.com.

You plan to invite quest users from fabrikam.com to a standard Teams channel.

You need to ensure that all the guest users accept your company's terms of use (TOU) before gaining access to Teams.

What should you do?

A. Configure the Microsoft Entra Verified ID service.

B. Configure an access review.

C. Create a Conditional Access policy.

D. Configure Privileged Identity Management (PIM).

Suggested Answer: *B*

f2d1faa 6 months, 3 weeks ago

Selected Answer: C

You have to create a conditional access policy to apply a Terms of Use condition.

upvoted 2 times

Maclouis116 7 months, 1 week ago

Selected Answer: C

You need to accept Terms of Use before you can gain access to Teams

https://learn.microsoft.com/en-us/entra/identity/conditional-access/terms-of-use

upvoted 3 times

Maclouis116 7 months, 1 week ago

Definitely Conditional access policy

upvoted 2 times

NaelShoukry 7 months, 2 weeks ago

Correct answer c

upvoted 3 times

Question #125 *Topic 2*

HOTSPOT
-

You have a Microsoft 365 E5 subscription that uses Teams.

You need to create a Teams Update policy named Policy1. The solution must meet the following requirements:

• Provide users with the ability to turn new Teams client features on and off.
• Ensure that the Try the new Teams toggle is unavailable.

How should you configure each setting for Policy1? To answer, select the appropriate options in the answer area.

NOTE: Each correct selection is worth one point.

Answer Area

Show Teams preview features:
- Off
- On for everyone
- On for users in Current Channel (Preview)
- Users can opt in

Use new Teams client:
- Classic teams as default
- Microsoft controlled
- Not enabled

Correct Answer:

Answer Area

Show Teams preview features:
- Off
- On for everyone
- On for users in Current Channel (Preview)
- Users can opt in

Use new Teams client:
- Classic teams as default
- Microsoft controlled
- Not enabled

Currently there are no comments in this discussion, be the first to comment!

Question #126 *Topic 2*

You have a Microsoft 365 E5 subscription that has Teams Premium licenses, The subscription contains an Azure Virtual Desktop deployment that has a session host named Host.

You plan to install the Teams for virtual desktop infrastructure (VDI) client on Host.

You need to identify which Teams features will be unavailable to Host.

Which two features should you identify? Each correct answer presents a complete solution

NOTE: Each correct selection is worth one point.

A. end-to-end encryption

B. background blur

C. live captions

D. custom meeting backgrounds

E. multi-window

Suggested Answer: *AD*

Community vote distribution

BD (100%)

correction 3 months, 4 weeks ago

Selected Answer: BD

Ans BD
but as of February 11, 2025, MS-700 has removed "Plan and configure Teams for VDI" from its syllabus.
https://learn.microsoft.com/en-us/credentials/certifications/resources/study-guides/ms-700#change-log
upvoted 1 times

crabb63 6 months, 1 week ago

Selected Answer: BD

-Background blurring is not supported in any virtual configuration due to the load the the blurring effect adds to the platform.
-Custom meeting backgrounds for organizations.

https://learn.microsoft.com/en-us/microsoftteams/new-teams-vdi-requirements-deploy
https://iad634.evolveip.net/display/EIQ/MS+Teams+Guidance+for+Virtual+Environments
upvoted 1 times

b466dd6 6 months, 3 weeks ago

Selected Answer: BD

Since the Premium license includes end-to-end encryption, the correct answers should be B. Background blur and D. Custom meeting backgrounds, I think.

"Notes: Linux users aren't able to use this feature.
Background effects aren't available if you're using Teams through optimized virtual desktop infrastructure (VDI)."
https://support.microsoft.com/en-us/office/change-your-background-in-microsoft-teams-meetings-f77a2381-443a-499d-825e-509a140f4780
upvoted 1 times

Question #127 *Topic 2*

HOTSPOT
-

You have a Microsoft 365 subscription that contains an Azure Virtual Desktop deployment.

You install the Teams for virtualized desktop infrastructure (VDI) client on Azure Virtual Desktop session hosts.

You need to ensure that media optimization is configured for the session hosts.

How should you complete the registry key? To answer, select the appropriate options in the answer area.

NOTE: Each correct selection is worth one point.

Answer Area

[ ] \SOFTWARE\Microsoft\Teams
- HKEY_CURRENT_CONFIG
- HKEY_CURRENT_USER
- HKEY_LOCAL_MACHINE
- HKEY_USERS

Name: [ ]
- IsWVDEnvironment
- LoadBehavior
- UseHardwareEncoding
- WebSocketService

Type: DWORD

Correct Answer:

Answer Area

[ ] \SOFTWARE\Microsoft\Teams
- HKEY_CURRENT_CONFIG
- HKEY_CURRENT_USER
- HKEY_LOCAL_MACHINE
- HKEY_USERS

Name: [ ]
- IsWVDEnvironment
- LoadBehavior
- UseHardwareEncoding
- WebSocketService

Type: DWORD

Currently there are no comments in this discussion, be the first to comment!

Question #128 *Topic 2*

You have a Microsoft 365 E5 subscription.

From the chat window of a Teams chat, you share a file with a user named User.

User1 reports that when they attempt to open the file in Teams, they receive the following message:

"You don't have access to this file."

You need to ensure that User1 can open the file.

What should you do?

A. From Teams settings in the Microsoft Teams admin center, configure the file storage and sharing options.

B. From the SharePoint admin center, configure the Sharing settings.

C. From Microsoft OneDrive, set Limited-access user permission lockdown mode to Deactivate.

D. From the SharePoint admin center, configure the Access control settings.

Suggested Answer: *C*

AppleNutNut 3 weeks ago

Selected Answer: B

B. From the SharePoint admin center, configure the Sharing settings.

Explanation:
When you share a file in a Teams chat, the file is stored in the OneDrive of the person who shared it. If the sharing settings in SharePoint Online (which governs OneDrive sharing policies) are too restrictive, the recipient may not be granted access automatically.

To resolve this:

Go to the SharePoint admin center.
Navigate to Policies > Sharing.
Ensure that sharing settings allow sharing with people in your organization or with specific people.
Why the other options are incorrect:
A. Teams admin center settings: These don't control file-level permissions.
C. Limited-access user permission lockdown mode: This setting restricts access to shared files and folders for unauthenticated users, but it's not the root cause here.
D. Access control settings in SharePoint: These are more about network location and device access, not file sharing permissions.
upvoted 1 times

crabb63 6 months, 1 week ago

Selected Answer: C

C is correct.

https://learn.microsoft.com/en-us/microsoftteams/troubleshoot/files/do-not-have-access-to-this-file-teams
upvoted 2 times

b466dd6 6 months, 2 weeks ago

Selected Answer: C

I think C is correct. Please refer to following:
https://learn.microsoft.com/en-us/microsoftteams/troubleshoot/files/do-not-have-access-to-this-file-teams
"Error when opening a file in Teams: You don't have access to this file"
"This issue occurs because the Limited-access user permission lockdown mode feature is activated on your OneDrive site. This is a site collection feature that helps prevent anonymous users from accessing application pages that are mostly helpful on classic, publishing-based SharePoint sites. We recommend that you do not enable this feature on OneDrive sites."

upvoted 2 times

NaelShoukry 7 months, 2 weeks ago

B is correct

upvoted 1 times

Question #129 *Topic 2*

HOTSPOT
-

You have a Microsoft 365 E5 subscription that includes Teams.

A user named User1 reports that their Teams client displays the Try the new Teams toggle.

You need to ensure that the toggle is unavailable in the Teams client of User1.

How should you complete the PowerShell cmdlets? To answer, select the appropriate options in the answer area.

NOTE: Each correct selection is worth one point.

Answer Area

[ ] -identity Policy1 -UseNewTeamsClient [ ]

- New-CsTeamsUpdateManagementPolicy
- New-CsTeamsUpgradePolicy
- New-CsTeamsAppSetupPolicy
- Remove-TeamsApp

- AdminDisabled
- MicrosoftChoice
- UserChoice

[ ] -identity user1@contoso.com -PolicyName Policy1

- Grant-CsTeamsAppSetupPolicy
- Grant-CsTeamsUpdateManagementPolicy
- Grant-CsTeamsUpgradePolicy
- Update-CsTeamTemplate

Correct Answer:

Answer Area

[ ] -identity Policy1 -UseNewTeamsClient [ ]

- New-CsTeamsUpdateManagementPolicy
- New-CsTeamsUpgradePolicy
- New-CsTeamsAppSetupPolicy
- Remove-TeamsApp

- AdminDisabled
- MicrosoftChoice
- UserChoice

[ ] -identity user1@contoso.com -PolicyName Policy1

- Grant-CsTeamsAppSetupPolicy
- Grant-CsTeamsUpdateManagementPolicy
- Grant-CsTeamsUpgradePolicy
- Update-CsTeamTemplate

Currently there are no comments in this discussion, be the first to comment!

Question #130 *Topic 2*

You have a Microsoft 365 subscription that contains an Azure Virtual Desktop deployment. The Azure Virtual Desktop deployment contains a session host named Host.

You install the Remote Desktop WebRTC Redirector Service and the Teams for virtual desktop infrastructure (VDI) client on Host.

You need to configure the WebRTC Redirector Service to only support content sharing from an application window.

Which two actions should you perform? Each correct answer presents part of the solution,

NOTE: Each correct selection is worth one point.

A. Set the DisableRAILScreensharing registry key value to 1.

B. Set the UseHardwareEncoding registry key value to 1.

C. Set the ShareClientDesktop registry key value to 0.

D. Set the ShareClientDesktop registry key value to 1.

E. Set the DisableRAILAppSharing registry key value to 1.

Suggested Answer: *AD*

crabb63 6 months, 1 week ago

Selected Answer: AD

Correct.
https://learn.microsoft.com/en-us/azure/virtual-desktop/teams-on-avd
https://learn.microsoft.com/en-us/azure/virtual-desktop/teams-on-avd#enable-content-sharing-for-teams-for-remoteapp

upvoted 2 times

correction 3 months, 4 weeks ago

Don't Know the correct ans but as of February 11, 2025, MS-700 has removed "Plan and configure Teams for VDI" from its syllabus.
https://learn.microsoft.com/en-us/credentials/certifications/resources/study-guides/ms-700#chttps://www.examtopics.com/discussions/microsoft/view/151373-exam-ms-700-topic-2-question-130-discussion/#hange-log

upvoted 1 times

NaelShoukry 7 months, 2 weeks ago

A&c is correct answer

upvoted 2 times

correction 3 months, 4 weeks ago

Don't Know the correct ans but as of February 11, 2025, MS-700 has removed "Plan and configure Teams for VDI" from its syllabus.
https://learn.microsoft.com/en-us/credentials/certifications/resources/study-guides/ms-700#change-log

upvoted 1 times

Question #131 *Topic 2*

HOTSPOT
-

You have a Microsoft 365 E5 subscription that contains a virtualized desktop infrastructure (VDI). The VDI contains a virtual machine named Host1 that runs Windows Server 2019.

You need to install the Teams for VDI client on Host1.

Which runtime component should you install on Host1 first, and what should you use to install the Teams for VDI client? To answer, select the appropriate options in the answer area.

NOTE: Each correct selection is worth one point.

Answer Area

Install:
- .NET Framework
- Microsoft DirectX
- Visual C++ Redistributable
- WebView2

Use:
- Dism
- TeamsBootstrapper
- Windows Configuration Designer
- Windows Driver Kit (WDK)

Suggested Answer:

Answer Area

Install:
- .NET Framework
- Microsoft DirectX
- Visual C++ Redistributable
- WebView2

Use:
- Dism
- TeamsBootstrapper
- Windows Configuration Designer
- Windows Driver Kit (WDK)

0babdfb 8 months, 3 weeks ago
looks correct:
https://learn.microsoft.com/en-us/microsoftteams/new-teams-vdi-requirements-deploy
upvoted 1 times

correction 3 months, 4 weeks ago
Don't Know the correct ans but as of February 11, 2025, MS-700 has removed "Plan and configure Teams for VDI" from its syllabus.
https://learn.microsoft.com/en-us/credentials/certifications/resources/study-guides/ms-700#change-log
upvoted 1 times

NaelShoukry 8 months, 2 weeks ago
Its not mentioning if its the classic teams client or the new teams , If its the classic client then it should be Visual C++
upvoted 1 times

Question #132 *Topic 2*

You have a Microsoft 365 E5 subscription that includes Teams. The subscription contains a user named User1 that is an owner of a team named Team1. Team1 contains members that include guest user accounts.

You need to ensure that User1 provides a quarterly confirmation for all the guest users that have a legitimate business need for membership to Team1.

What should you do?

A. From the Microsoft Teams admin center, configure the External access settings.

B. From the Microsoft Entra admin center, configure the External collaboration settings.

C. From the Microsoft Teams admin center, configure the Guest access settings.

D. From the Microsoft Entra admin center, configure the Access reviews settings.

Suggested Answer: *D*

Community vote distribution

D (100%)

correction 3 months, 4 weeks ago

Selected Answer: D

Access reviews settings is the correct ans

upvoted 1 times

crabb63 6 months, 1 week ago

Selected Answer: D

Correct

https://learn.microsoft.com/en-us/entra/id-governance/access-reviews-overview

upvoted 2 times

Question #133 *Topic 2*

HOTSPOT
-

You have a Microsoft 365 subscription that contains an Azure Virtual Desktop deployment. The Azure Virtual Desktop deployment contains a session host named Host1.

You install the Remote Desktop WebRTC Redirector Service and the Teams for virtual desktop infrastructure (VDI) client on Host1.

You need to ensure that your webcam delivers the highest quality video for Teams calls.

How should you complete the registry key? To answer, select the appropriate options in the answer area.

NOTE: Each correct selection is worth one point.

Answer Area

[ ] \SOFTWARE\Microsoft\Terminal Server Client\Default\AddIns\WebRTC Redirector

- HKEY_CLASSES_ROOT
- HKEY_CURRENT_CONFIG
- HKEY_CURRENT_USER
- HKEY_LOCAL_MACHINE

Name: [ ]

- DisableRAILAppSharing
- DisableRAILScreensharing
- ShareClientDesktop
- UseHardwareEncoding

Type: DWORD

Suggested Answer:

Answer Area

[ ] \SOFTWARE\Microsoft\Terminal Server Client\Default\AddIns\WebRTC Redirector

- HKEY_CLASSES_ROOT
- HKEY_CURRENT_CONFIG
- HKEY_CURRENT_USER
- HKEY_LOCAL_MACHINE

Name: [ ]

- DisableRAILAppSharing
- DisableRAILScreensharing
- ShareClientDesktop
- UseHardwareEncoding

Type: DWORD

IPIGMBH 6 days, 10 hours ago
It has to be HKEY_LOCAL_MACHINE and NOT HKEY_CURRENT_USER because local machine makes it global. And of course UseHardwareEncoding.
upvoted 1 times

correction 3 months, 4 weeks ago
As of February 11, 2025, MS-700 has removed "Plan and configure Teams for VDI" from its syllabus.
https://learn.microsoft.com/en-us/credentials/certifications/resources/study-guides/ms-700#change-log
upvoted 2 times

fr0do 5 months, 1 week ago
https://learn.microsoft.com/en-us/azure/virtual-desktop/teams-on-avd

Local machine and UseHardwareEncoding

upvoted 1 times

b466dd6 6 months, 3 weeks ago

Answer is correct. Refer to following site.

https://learn.microsoft.com/en-us/azure/virtual-desktop/teams-on-avd

"Enable hardware encode for Teams on Azure Virtual Desktop"

upvoted 4 times

NaelShoukry 7 months, 2 weeks ago

Local machine is correct one

upvoted 1 times

Question #134 *Topic 2*

HOTSPOT
-

You have a Microsoft 365 subscription that uses Teams. The subscription contains the users shown in the following table.

Name	Role
User1	Teams Administrator
User2	Teams Communications Administrator
User3	Teams Communications Support Engineer

You need to implement a solution to test and validate public preview features for Teams.

Which users can implement the solution, and which settings should be configured? To answer, select the appropriate options in the answer area.

NOTE: Each correct selection is worth one point.

Answer Area

Users:
- User1 only
- User2 only
- User3 only
- User1 and User2 only
- User1, User2, and User3

Settings:
- Setup policies
- Teams update policies
- Teams upgrade

Correct Answer:

Answer Area

Users:
- User1 only
- User2 only
- User3 only
- User1 and User2 only
- User1, User2, and User3

Settings:
- Setup policies
- Teams update policies
- Teams upgrade

Currently there are no comments in this discussion, be the first to comment!

Question #135 *Topic 2*

HOTSPOT
-

You have a Microsoft 365 subscription that uses Teams and contains the teams shown in the following table.

Name	Description
Team1	Contains confidential company information
Team2	Used to collaborate with external guest users on projects

You need to deploy an access solution that meets the following requirements:

• The members of Team1 must be prevented from adding guest accounts to the team.
• After every quarter, the owners of Team2 must review guest access and remove guests that no longer require access to the team.

What should you configure for each team? To answer, select the appropriate options in the answer area.

NOTE: Each correct selection is worth one point.

Answer Area

Team1:
- A lifecycle workflow
- A sensitivity label
- An access package
- Information barriers (IBs)

Team2:
- An access package
- An access review
- Azure B2B collaboration
- Power Automate

Suggested Answer:

Answer Area

Team1:
- A lifecycle workflow
- A sensitivity label
- An access package
- Information barriers (IBs)

Team2:
- An access package
- An access review
- Azure B2B collaboration
- Power Automate

correction 3 months, 4 weeks ago

Sensitive labels
Access Review
upvoted 1 times

Rickerttt 8 months, 3 weeks ago
Team1: A sensitivity label
Team2: An access review

Team1:
- a Lifecycle workflow
* Has nothing to do with guest users.
- A sensitivity label
* This will help enforce restrictions on who can add guests to Team1 and ensure that members cannot add guest accounts, as sensitivity labels can include policies to protect sensitive information.
- An access package
* an access package is not suitable for Team1 in this scenario because access packages are primarily used to manage access rights for a group of resources, including the ability to add or invite guest users. In the context of Team1, which requires preventing members from adding guest accounts, an access package would not fulfill that requirement effectively.
- Information barriers
* Not able to block guest accounts!

https://learn.microsoft.com/en-us/microsoftteams/sensitivity-labels
upvoted 3 times

tvahk 8 months, 3 weeks ago
I the first one answer is wrong. It should be -- Team1: A sensitivity label --
upvoted 1 times

Question #136 *Topic 2*

Your company has a Microsoft Office 365 subscription.

Users in the company's sales department frequently invite guest users to meetings.

You need to ensure that when the sales department users invite guest users to meetings, the guest users are admitted by default. The solution must only apply to the sales department users.

Which two actions should you perform? Each correct answer presents part of the solution.

NOTE: Each correct selection is worth one point.

A. In the global meeting policy, set Who can bypass the lobby to Everyone.

B. Create a new meeting policy and set Who can bypass the lobby to Everyone.

C. Apply the policy to the sales department users.

D. In the global meeting policy, set Who can bypass the lobby to People in my organization.

Correct Answer: *BC*

Currently there are no comments in this discussion, be the first to comment!

Question #137 *Topic 2*

HOTSPOT
-

You have a Microsoft 365 subscription.

You have a virtualized desktop infrastructure (VDI) that contains the virtual machines shown in the following table.

Name	Operating system	VDI platform
Host1	Windows 10	Azure Virtual Desktop
Host2	Windows 11	Amazon WorkSpaces
Host3	Windows Server 2019	Citrix Virtual Apps and Desktops
Host4	Windows Server 2016	VMware Horizon

You need to install the Teams for VDI client on the virtual machines. The solution must support audio/video (AV) optimization.

Which virtual machines support the Teams for VDI client, and what should you do to enable AV optimization? To answer, select the appropriate options in the answer area.

NOTE: Each correct selection is worth one point.

Answer Area

Virtual machines:
- Host1 and Host2 only
- Host3 and Host4 only
- Host1 and Host3 only
- Host1, Host2, and Host4 only
- Host1, Host2, Host3, and Host4

To enable AV optimization:
- Add a registry key to each virtual machine.
- Run teamsbootstrapper.exe and specify the -o switch.
- Run teamsbootstrapper.exe and specify the -x switch.
- Update the display driver on each virtual machine.

Correct Answer:

Answer Area

Virtual machines:
- Host1 and Host2 only
- Host3 and Host4 only
- Host1 and Host3 only
- Host1, Host2, and Host4 only
- Host1, Host2, Host3, and Host4

To enable AV optimization:
- Add a registry key to each virtual machine.
- Run teamsbootstrapper.exe and specify the -o switch.
- Run teamsbootstrapper.exe and specify the -x switch.
- Update the display driver on each virtual machine.

Currently there are no comments in this discussion, be the first to comment!

Question #138 *Topic 2*

You have a Microsoft 365 E3 subscription.

You have a conference room that contains a Teams Rooms device named Device1. Device1 is assigned a Teams Rooms Basic license.

You need to ensure that you can restart Device1 from a remote location.

What should you do?

A. Assign Device1 a Teams Rooms Pro license.

B. Assign Device1 a Microsoft 365 E5 license.

C. Enroll Device1 in Microsoft Intune.

D. Join Device1 to Microsoft Entra.

Suggested Answer: *A*

Community vote distribution

A (100%)

correction 3 months, 4 weeks ago

Selected Answer: A

The Teams Rooms Pro license also provides advanced management features like remote device management, conditional access policies, and detailed device analytics.

https://learn.microsoft.com/en-us/microsoftteams/rooms/rooms-licensing

upvoted 1 times

crabb63 6 months, 1 week ago

Selected Answer: A

Correct.

You need Pro for remote management

https://learn.microsoft.com/en-us/microsoftteams/rooms/rooms-licensing

upvoted 1 times

Question #139 *Topic 2*

HOTSPOT
-

You have a Microsoft 365 E5 subscription.

You purchase a new Teams Rooms device.

You need to create a Microsoft 365 resource account named Room1 for the device. The solution must ensure that Room1 automatically accepts meeting invitations.

How should you complete the PowerShell command? To answer, select the appropriate options in the answer area.

NOTE: Each correct selection is worth one point.

Answer Area

```
New-Mailbox -MicrosoftOnlineServicesID "Room1@contoso.com" -Name "Room1" -DisplayName "Room 1" -Room
 -EnableRoomMailboxAccount [ ▼ ] -RoomMailboxPassword (ConvertTo-SecureString -String "Pa55w.rd" -AsPlainText -Force)
```

$false
$true
Disabled
Enabled

```
[ ▼ ] -Identity "Room1@contoso.com" -AutomateProcessing AutoAccept -AddOrganizerToSubject $false -DeleteComments
 $false -DeleteSubject $false
```

Set-CalendarNotification
Set-CalendarProcessing
Set-CsTeamsEventsPolicy
Set-Mailbox

Correct Answer:

Currently there are no comments in this discussion, be the first to comment!

Question #140 *Topic 2*

HOTSPOT
-

Your company has a marketing department and a sales department.

You have a Teams deployment.

You need to recommend an infrastructure that meets the following requirements:

• Users in the sales department must share system audio.
• Users in the marketing department must upload custom backgrounds.
• Whenever possible, the virtual desktop infrastructure (VDI) must be prioritized to save costs.

What should you include in the recommendation for each department? To answer, select the appropriate options in the answer area.

NOTE: Each correct selection is worth one point.

Answer Area

Marketing:
- A traditional desktop
- Azure Virtual Desktop
- Citrix DaaS
- VMware

Sales:
- A traditional desktop
- Azure Virtual Desktop
- Citrix DaaS
- VMware

Correct Answer:

Answer Area

Marketing:
- A traditional desktop
- Azure Virtual Desktop
- Citrix DaaS
- VMware

Sales:
- A traditional desktop
- Azure Virtual Desktop
- Citrix DaaS
- VMware

Currently there are no comments in this discussion, be the first to comment!

Question #141 *Topic 2*

HOTSPOT
-

You have a Microsoft Office 365 E5 subscription that uses Teams.

You need to recommend a solution to automatically remove inactive guest users from a team. The solution must minimize costs.

What should you include in the recommendation? To answer, select the appropriate options in the answer area.

NOTE: Each correct selection is worth one point.

Answer Area

Feature:
- Access reviews
- Communication compliance
- Entitlement management
- Privileged Identity Management (PIM)

License:
- Microsoft Entra ID Governance
- Microsoft Entra ID P1
- Microsoft Entra ID P2

Correct Answer:

Answer Area

Feature:
- Access reviews
- Communication compliance
- Entitlement management
- Privileged Identity Management (PIM)

License:
- Microsoft Entra ID Governance
- Microsoft Entra ID P1
- Microsoft Entra ID P2

Currently there are no comments in this discussion, be the first to comment!

Question #142 *Topic 2*

HOTSPOT
-

You have a Microsoft 365 E5 subscription that includes Teams.

You are planning a Teams deployment for a new branch office in London that contains the resources shown in the following table.

Type	Amount
Wired Teams users	100
Wireless Teams users	75
Wired Teams Rooms devices	25

The office has network bandwidth available for Teams as shown in the following table.

Network type	Bandwidth (Mbps up/down)
Wired	500/500
Wireless	100/100

You have Teams bandwidth requirements for the resources as shown in the following table.

Resource	Requirement
Wired Teams users	Recommended
Wireless Teams users	Recommended
Wired Teams Rooms devices	Best performance

For each of the following statements, select Yes if True. Otherwise select No.

NOTE: Each correct selection is worth one point.

Answer Area

Statements	Yes	No
All the Teams Rooms devices support video during Teams meetings.	○	○
All the wired Teams users can screen share during Teams meetings.	○	○
All the wireless Teams users can use video during Teams meetings.	○	○

Correct Answer:

Answer Area

Statements	Yes	No
All the Teams Rooms devices support video during Teams meetings.	○	○
All the wired Teams users can screen share during Teams meetings.	○	○
All the wireless Teams users can use video during Teams meetings.	○	○

Currently there are no comments in this discussion, be the first to comment!

Question #1 *Topic 3*

Your company has a Microsoft 365 subscription.
You have a Microsoft Teams team named Sales that is set to Private.
Users report that they can view the Sales team from a list of suggested teams.
You need to hide the team from the list of suggested teams.
What should you do from the Microsoft Teams client?

A. Modify the Team discovery settings.

B. Select the Hide team option.

C. Modify the team privacy settings.

D. Modify the team member permissions.

Suggested Answer: *A*
Reference:
https://docs.microsoft.com/en-us/microsoftteams/manage-discovery-of-private-teams#set-whether-existing-private-teams-are-discoverable

Community vote distribution

Greg2021 Highly Voted 3 years, 7 months ago
A doesn't exist.
B just hides the team from your own view, not from everyone.
C is correct, just verified by locating a private team in my org that i'm not a member of and seeing if i could find it from the "join team" in the client. I could not
upvoted 19 times

Silverfire 2 years, 3 months ago
C is wrong, Sales is already a private team. This is outdated question, answear A was ok but Microsoft changed that all private teams are now not discoverable
upvoted 11 times

Juun Highly Voted 2 years, 8 months ago
I think the question is no longer relevant since discovery settings no longer exist and all private teams are hidden from non-members
upvoted 12 times

crabb63 Most Recent 6 months, 1 week ago
Selected Answer: A
https://learn.microsoft.com/en-us/microsoftteams/teams-policies?WT.mc_id=TeamsAdminCenterCSH#discoverteams
upvoted 1 times

solderboy 12 months ago
Selected Answer: A
Team discovery
Team discovery is a team-level setting that controls how members of the organization can find and join the team. To manage discovery settings for a team, go to the Team settings > Permissions.

Team discovery has three states:

Hidden — unless members are invited to the team, they can't find it
Members can join after approval — the team is visible and members can request to join
Open to members — the team is visible and members can join it right away

https://help.miro.com/hc/en-us/articles/360011821219-Manage-team-privacy-and-discovery-on-Enterprise-plan
upvoted 3 times

bb4d5a1 7 months ago
What the miro url..?
upvoted 1 times

ShinoIgarashi 2 years, 2 months ago
Keep in mind that the question is old. However, provided answer is correct.
upvoted 6 times

sabin001 2 years, 2 months ago
Answer B
go into the Microsoft 365 admin Center. Go into Groups -> Active Groups. Search for the Team, select it. From there the properties of the Group/Team will appear. Select Settings and check the box "Hide from my organization xxxxx"
upvoted 1 times

jedboy88 2 years, 1 month ago
The last part of the question: What should you do from the *Microsoft Teams client?*
upvoted 3 times

Magdy414 2 years, 9 months ago
the question is clear, it states what you should do from TEAMS CLIENT, not teams admin centre. simply choose to hide the team. answer should be B.
upvoted 2 times

jodtzz 2 years, 11 months ago
Question was clearly written before discovery settings were removed. All private teams are now hidden from non-members so technically there is no correct answer here. It used to be A. C would be correct if the Team wasn't already private, but the question states that it is.
upvoted 5 times

fejoes 2 years, 11 months ago
Selected Answer: C
The only solution currently is changing team privacy setting to Private. Discovery settings is not available in MS Client however it is in powershell. The correct answer is C.
upvoted 2 times

Wigzo 3 years, 1 month ago
Easy easy guys. this option does exist. you go to your admin center - groups and teams - choose one - settings - hide from my organization global address list - I didn't test it - but I believe this will affect both teams and outlook or maybe one of these plus I will be searching for a Powershell script for this
upvoted 1 times

Tyffty 3 years, 2 months ago
This question is obsolete now. It states that the group is already private so changing private/public isn't a correct answer. Show/hide is a Teams user preference setting that only applies to that user and nobody else, so that answer is incorrect.
upvoted 2 times

MSSeven 3 years, 3 months ago
I'd say A, although the answer does not go on to say how its done but its here: https://tomtalks.blog/2020/11/microsoft-teams-private-teams-no-longer-discoverable-in-search-or-directory/
upvoted 1 times

jaydal 3 years, 4 months ago
Private teams aren't open for everyone to join them and team owners are the only ones that can add members to them. These teams won't show up in search results or in the Teams gallery.
Public teams can be seen by everyone from the Teams gallery and people can join them without getting approval from a team owner.
upvoted 1 times

JoeMam 3 years, 5 months ago
C.
https://support.microsoft.com/en-us/office/make-a-public-team-private-in-teams-6f324fbc-6599-4612-8daa-ff5d35a746bf
upvoted 3 times

Akeee 3 years, 5 months ago
Recently Microsoft changed this, now the discoverability option does not show under the “edit team” options. Private teams are always hidden from the directory and public teams are always shown.
upvoted 5 times

Akeee 3 years, 5 months ago
The discoverable thing I believe is removed but seems like it was there before.

https://github.com/MicrosoftDocs/OfficeDocs-SkypeForBusiness/issues/3785

upvoted 1 times

MSGrady 3 years, 5 months ago

The question already tells us the Sales team is set to "Private" you can modify the Team Discovery settings. Manage team > Settings > Team Discoverablity

upvoted 2 times

Question #2 *Topic 3*

Note: This question is part of a series of questions that present the same scenario. Each question in the series contains a unique solution that might meet the stated goals. Some question sets might have more than one correct solution, while others might not have a correct solution. After you answer a question in this section, you will NOT be able to return to it. As a result, these questions will not appear in the review screen.
You have a Microsoft 365 subscription that contains several Microsoft SharePoint Online sites.
You need to ensure that the content stored in a SharePoint modern team site named Sales is available from Microsoft Teams. The solution must ensure that when a new channel is added to a team, a folder for the channel is created in the Sales site.
Solution: From a team, you add a tab for the Sales site.
Does this meet the goal?

A. Yes

B. No

Suggested Answer: *B*
This solution will make the Sales site available in Teams. However, the team will already have an associated SharePoint site. Any new channels will create new folders in the existing SharePoint site, not the Sales site.

Community vote distribution



birdman Highly Voted 4 years, 7 months ago
Adding the site as a Tab will not guarantee that a new folder is added when a channel is created. To do that requires that the SharePoint site be converted to a Team. https://support.office.com/en-us/article/Create-a-Microsoft-Team-from-SharePoint-545973b6-c38f-426a-b2b6-16405a561628
upvoted 17 times

birdman 4 years, 7 months ago
So the answer should be B.
upvoted 6 times

cartb 4 years, 7 months ago
The answer is A. The team is already a modern sharepoint site. "You need to ensure that the content stored in a SharePoint modern team site named Sales is available from Microsoft Teams."
upvoted 7 times

Logico 4 years, 7 months ago
You've missed out half of the question. The other part of the question says "The solution must ensure that when a new channel is added to a team, a folder for the channel is created in the Sales site."

Adding an additional SharePoint site or document library as a tab in teams will not create folders when a channel is created in the newly added sales site. Whilst the Sales site will not be available, It will continue to create folders in the original site, not the sales site.
upvoted 8 times

Filipecf 4 years, 7 months ago
The complete statement is: "You need to ensure that the content stored in a SharePoint modern team site named Sales is available from Microsoft Teams. The solution must ensure that when a new channel is added to a team, a folder for the channel is created in the Sales site."
If you remove part, of course, it will change the meaning.
Therefore, I understand it should be "B" (NO), as birdman said "Adding the site as a Tab will not guarantee that a new folder is added when a channel is created."
upvoted 1 times

Filipecf 4 years, 7 months ago
Changing my mind here... it's A indeed :)
upvoted 2 times

WhiskeyTFox 4 years, 7 months ago
Why? I don't see anything indicating that ONLY adding the sharepoint site as a tab will cause a new channel to also update the sharepoint site automagically. You should create a Team from the sharepoint site as birdman states.
upvoted 3 times

r2c3po Most Recent 8 months ago

Selected Answer: B

B. No

Adding a tab for the Sales site in a team will indeed make the content of the Sales site available from Microsoft Teams. However, it will not ensure that when a new channel is added to a team, a folder for the channel is created in the Sales site. For that, you would need to create a new team linked to the existing SharePoint site. This would automatically create a new folder in the SharePoint site document library for each channel created in the team. Therefore, the proposed solution does not meet the goal

upvoted 1 times

Atos 12 months ago

Correct answer should be ensure it is a standard channel type. All other answers don't make sense, especially creating a new site??? LOL. (Adding the tab makes the most sense but as the channel is under the team it still pretty irrelevant)

upvoted 1 times

Pubbert 1 year, 11 months ago

Selected Answer: A

ChatGTP says:

Yes, adding a tab for the Sales site in a team would make the content stored in that SharePoint site available in Microsoft Teams. Additionally, you can use the 'SharePoint tab' feature in teams, which allows you to add a folder for a new channel to the Sales site when the channel is created. This way you can ensure that when a new channel is added to a team, a folder for the channel is created in the Sales site, which meets the goal.

upvoted 2 times

Myya 2 years, 1 month ago

Tested with adding a new channel which add the folder to share point. So answer is A

upvoted 1 times

gwerin 2 years, 6 months ago

Selected Answer: B

"The solution must ensure that when a new channel is added to a team, a folder for the channel is created in the Sales site."

So, B.

upvoted 1 times

carbon337 2 years, 7 months ago

This is the hardest question in this whole exam, i still don't understand the question.

upvoted 1 times

Tybor 2 years, 9 months ago

On Test 29.03.22

upvoted 3 times

Adymax 2 years, 9 months ago

Selected Answer: B

Can they make this Q more confusing. I say it's B.

upvoted 1 times

solarsskpl 2 years, 10 months ago

Selected Answer: B

I had this question 26/02/2022

upvoted 3 times

kmeeus 2 years, 10 months ago

Selected Answer: B

Adding a tab won't work because of this statement: "The solution must ensure that when a new channel is added to a team, a folder for the channel is created in the Sales site."

upvoted 1 times

certgreed 2 years, 11 months ago

Selected Answer: B

correct answer is B

upvoted 1 times

Zergio 3 years, 4 months ago

IMHO, the question has a typo. It should say: 'The solution must ensure that when a new channel is added to a team, THE (or SALES) folder for the channel is created in the Sales site.' Otherwise, the question makes no sense.
In this case the B answer is the right one.
upvoted 1 times

Zergio 3 years, 4 months ago
SORRY, THE CORRECT POST IS:
IMHO, the question has a typo. It should say: 'The solution must ensure that when a new channel is added to THE (or SALES) team, a folder for the channel is created in the Sales site.' Otherwise, the question makes no sense.
In this case, the B answer is the right one.
upvoted 1 times

Zergio 3 years, 4 months ago
B
It is impossible to add a TAB from a TEAM. It should be done from a CANNEL.
upvoted 1 times

Niravdave 3 years, 5 months ago
Answer is "A"
Reason
Adding new channel will create a folder under document folder, it will create a new site only if the new channel is private channel.
upvoted 1 times

Thi 3 years, 8 months ago
Its B No
upvoted 2 times

MEG 3 years, 9 months ago
Answer is B (NO)
upvoted 2 times

Question #3 *Topic 3*

Note: This question is part of a series of questions that present the same scenario. Each question in the series contains a unique solution that might meet the stated goals. Some question sets might have more than one correct solution, while others might not have a correct solution.
After you answer a question in this section, you will NOT be able to return to it. As a result, these questions will not appear in the review screen.
You have a Microsoft 365 subscription that contains several Microsoft SharePoint Online sites.
You need to ensure that the content stored in a SharePoint modern team site named Sales is available from Microsoft Teams. The solution must ensure that when a new channel is added to a team, a folder for the channel is created in the Sales site.
Solution: From the Microsoft Teams client, you create a new team and select Create from an existing Office 365 group or team.
Does this meet the goal?

A. Yes

B. No

Suggested Answer: *A*
The Sales SharePoint site will have an associated Office 365 group. We need to create a new Team from that group. That will ensure that any new channels created in the new Team will create a new folder in the Sales SharePoint site.
Reference:
https://support.microsoft.com/en-us/office/create-a-team-from-an-existing-group-24ec428e-40d7-4a1a-ab87-29be7d145865

Community vote distribution



birdman Highly Voted 5 years, 1 month ago
The answer should be A. Modern online Team Sites have an Office 365 group. If a Team is created from that group then the site behind it becomes the file storage for that Team. When new channels are added a folder will be created. https://support.microsoft.com/en-us/office/create-a-team-from-an-existing-group-24ec428e-40d7-4a1a-ab87-29be7d145865
upvoted 39 times

Logico 5 years, 1 month ago
A modern team site can also be created without a group attached, but i'm going to assume they mean the site was created with the default setting, which would include a group.

I think the answer is A.
upvoted 3 times

AliceVO 4 years, 2 months ago
"..Team sites that are not already connected to a group will first need to connect to a Microsoft 365 group before they can be added to Microsoft Teams."
https://support.microsoft.com/en-us/office/create-a-microsoft-team-from-sharepoint-545973b6-c38f-426a-b2b6-16405a561628?ui=en-us&rs=en-us&ad=us
upvoted 2 times

Shredst0r 5 years, 1 month ago
The question explicitly refers to create a folder in the sales team, so A, creating a new team is wrong. B should be correct
upvoted 11 times

Filipecf 5 years ago
I understand the same way. I don't see relation between creating a NEW team, and the requirement of creating channel x folder. It's possible to create a team from a group, but that's not the question. So, in my opinion "B" is the correct option.
upvoted 2 times

[Removed] 4 years ago
It actually says create a new CHANNEL in the sales team. When you create a channel, a folder in the existing SharePoint site will have a new folder pop up for each channel that gets created. I just tested this. A is correct.
upvoted 2 times

donathon Highly Voted 5 years ago
I physically tested this and it works. Answer is yes.
upvoted 8 times

kivo 4 years, 9 months ago

I also tested, it is yes

upvoted 1 times

infopmlync Most Recent 8 months, 1 week ago

No, this solution does not meet the goal. When you create a new team from an existing Office 365 group or team, it does not automatically link the new team to the existing SharePoint site named Sales. Instead, it creates a new SharePoint site associated with the new team12.

To ensure that the content in the Sales site is available in Microsoft Teams and that new channels create corresponding folders in the Sales site, you should use the Create a Team option directly from the Sales site3. Therefore, the correct answer is B. No.

upvoted 1 times

Atos 1 year, 5 months ago

Correct answer should be ensure it is a standard channel type. All other answers don't make sense, especially creating a new site??? LOL. (Adding the tab makes the most sense but as the channel is under the team it still pretty irrelevant)

upvoted 1 times

MK247 2 years, 2 months ago

On test 28.04.2023 (I'm not a bot you can trust me :D) - Reveal solution then check discussion and go for the high upvoted answers in discussion :)

upvoted 2 times

JamesWilliams 2 years, 2 months ago

A is correct.

On exam 31/03/2023

upvoted 2 times

JamesWilliams 2 years, 2 months ago

Selected Answer: B

B is correct

On exam 31/03/2023

upvoted 1 times

RamTech 2 years, 4 months ago

On exam feb 15tb

upvoted 2 times

Azgeek23 2 years, 6 months ago

https://www.sharepointdiary.com/2020/02/convert-sharepoint-online-site-to-teams.html

A

upvoted 1 times

nbmash 2 years, 7 months ago

Selected Answer: A

Confirm the possibility from client

upvoted 1 times

linmix 2 years, 10 months ago

Selected Answer: A

I understand why it should be A, but I'm unhappy with the question. It specifically states " select Create from an existing Office 365 group or team" but doesn't state from what group you create it and not just any team or group will do. I know. Nitpicking, but details are important

upvoted 2 times

kejo2 2 years, 11 months ago

The answer is A. Just tested it in my lab environment and it works.

upvoted 1 times

Caphispania 3 years, 1 month ago

Selected Answer: A

A for me

upvoted 1 times

itmaster 3 years, 2 months ago

Selected Answer: A

Answer is A.
Any Team you create by default has a sharepoint site linked with it. And every channel you create inside the Team, it will by default create a folder inside sharepoint realted site.

The senario in the qustion is you already have a sharepoint site, so what you need to do is to make the sharepoint site that you have as the default site for a new Team which you should create, so the solution is to create team from office 365 group and select the group of the sharepoint site that you already have. Make sense?

upvoted 1 times

Ulus 3 years, 3 months ago

The new team will have its own sharepoint site. The content of the authentic Sales site will not be copied. Creating a new team will not create a new folder in the sharepoint site of the old team.

upvoted 1 times

kmeeus 3 years, 4 months ago

Selected Answer: A

A is correct, since you make a team from the existing sharepoint site. When you add a channel or so it will be available in the sharepoint site also.

upvoted 1 times

Abhishek1610 3 years, 5 months ago

Selected Answer: A

I also test and Option A is correct.

upvoted 1 times

Question #4 *Topic 3*

Note: This question is part of a series of questions that present the same scenario. Each question in the series contains a unique solution that might meet the stated goals. Some question sets might have more than one correct solution, while others might not have a correct solution.
After you answer a question in this section, you will NOT be able to return to it. As a result, these questions will not appear in the review screen.
You have a Microsoft 365 subscription that contains several Microsoft SharePoint Online sites.
You need to ensure that the content stored in a SharePoint modern team site named Sales is available from Microsoft Teams. The solution must ensure that when a new channel is added to a team, a folder for the channel is created in the Sales site.
Solution: From the Sales site, you use the Create a Team option.
Does this meet the goal?

A. Yes

B. No

Suggested Answer: *A*
Reference:
https://office365atwork.com/teams/connect-microsoft-teams-with-sharepoint-site/

Community vote distribution



birdman Highly Voted 5 years, 1 month ago
The Answer should be A. This will create a Team that uses the Sales site as storage.
upvoted 39 times

imEmi 5 years ago
Correct, this should be A.
upvoted 6 times

cartb 5 years, 1 month ago
I agree the answer is A. https://office365atwork.com/teams/connect-microsoft-teams-with-sharepoint-site/
upvoted 6 times

donathon Highly Voted 5 years ago
Again tested and working. Answer is yes.
upvoted 18 times

korale 5 years ago
Answer A - YES is the correct one.
As stated in the first solution: Ceating a SP Team Site does not create a Team, so you need to create a team with the option provided in SP Team Site to create a team or use Teams client to create a new team from O365 group greated for the SP site.
upvoted 3 times

HakimDZ 4 years, 8 months ago
I like You're mindSet: Never trsut anyone, but the Physical test itself , Hahaha.
Bravo
upvoted 7 times

infopmlync Most Recent 8 months, 1 week ago
Yes, the solution meets the goal. When you use the Create a Team option from the Sales site, it links the SharePoint site to a new Microsoft Team. This ensures that any new channel created in the team will automatically have a corresponding folder created in the Sales site's document library12. Therefore, the correct answer is A. Yes.
upvoted 1 times

Atos 1 year, 5 months ago
Correct answer should be ensure it is a standard channel type. All other answers don't make sense, especially creating a new site??? LOL. (Adding the tab makes the most sense but as the channel is under the team it still pretty irrelevant)
upvoted 1 times

Date555 1 year, 11 months ago

B. No

The provided solution of using the "Create a Team" option from the Sales site does not meet the goal. Creating a team from the Sales site will not automatically establish the necessary integration between Microsoft Teams and SharePoint to achieve the desired outcome.
upvoted 3 times

JamesWilliams 2 years, 2 months ago
Selected Answer: A
Correct answer: A

I just tested it, I created a SharePoint site called Sales. When accessing the site, in the bottom right corner, there is an option to Add to Teams.

Clicking on this option created a Teams team and gave me the choice to migrate all the content from the site to the team in Teams. I followed the step-by-step instructions from this link and it worked.
https://office365atwork.com/teams/connect-microsoft-teams-with-sharepoint-site/

Take the test.

Go to SharePoint Admin -> Active Sites -> Create -> Team Site -> Fill in the site information and upon completion, open the SharePoint page. Add various test documents and then go to the option to Add to Microsoft Teams. When it creates the team, it will ask what you want to migrate and pin to the team. Select all available options. Upon entering the Teams group created from the SharePoint site, you will see that all content appears in the DOCUMENTS tab. You have the option to MOVE this content to the GENERAL channel.
upvoted 3 times

nbmash 2 years, 7 months ago
Selected Answer: A
You can do it also from the site directly.
upvoted 1 times

pit1664 2 years, 9 months ago
Selected Answer: A
Again tested and working.
Answer is YES.
https://office365atwork.com/teams/connect-microsoft-teams-with-sharepoint-site/
upvoted 2 times

kejo2 2 years, 11 months ago
The answer is correct, it should be A.
Just experimented in my Lab and it works.
Go to SharePoint site and click 'Create Site' > select Team Site. After creating the site, wait for some seconds. Scroll down on the new site page, you will see "Add real-time chat - Add Microsoft Teams". Click Add Microsoft Teams, you will be redirected to add Microsoft Teams to the sharepoint site.
upvoted 2 times

gwerin 3 years ago
Selected Answer: B
This doesn't appear to be a viable option any more, although fairly certain it used to be. Either that, or someone is playing with my admin roles.
upvoted 2 times

Sbr82 2 years, 7 months ago
Only available for team sites.
upvoted 1 times

Ulus 3 years, 3 months ago
This option is not available in sharepoint anymore...
upvoted 3 times

Sbr82 2 years, 7 months ago
Only available for team sites.
upvoted 1 times

victsen 3 years, 5 months ago
Selected Answer: A
Correct, answer should be A

upvoted 1 times

FloJo7 3 years, 8 months ago

I think the confusion is in the question that states "Sales site". To me that refers to the SP site, which then makes the answer "B. Typically, we refer to a Team site as a "Team", not a site. The information given states the SP modern team SITE is named "Sales".. And then the question refers to "SITE". It's all in the wording.

upvoted 2 times

Zergio 3 years, 10 months ago

IMHO, the question has a typo. It should say: 'The solution must ensure that when a new channel is added to THE (or SALES) team, a folder for the channel is created in the Sales site.' Otherwise, the question makes no sense.
In this case the A answer is the right one.

upvoted 2 times

tatendazw 3 years, 11 months ago

Add Microsoft Teams
https://support.microsoft.com/en-us/office/create-a-microsoft-team-from-sharepoint-545973b6-c38f-426a-b2b6-16405a561628

upvoted 1 times

MEG 4 years, 3 months ago

Answer is A (YES)

upvoted 2 times

FuzzyKiwiFruit 4 years, 5 months ago

"FROM the SALES SITE, you use the Create a Team Option". This is the proposed solution. Someone please tell me from the Sales site within SharePoint where the Create a Team option is. Anybody? No?

Yes you can use Create a Team option from Microsoft Teams itself but that is not what the question asks.

Answer is B.

upvoted 5 times

Tyffty 3 years, 7 months ago

It will show in the bottom left corner under recycling bin. It has to be a m365 group connect site for this to work. You can also accomplish the same action in the admin center -> group options

upvoted 2 times

Tyffty 3 years, 7 months ago

No the correct answer is A. The option shows in the site itself.

upvoted 1 times

Question #5 *Topic 3*

Note: This question is part of a series of questions that present the same scenario. Each question in the series contains a unique solution that might meet the stated goals. Some question sets might have more than one correct solution, while others might not have a correct solution. After you answer a question in this section, you will NOT be able to return to it. As a result, these questions will not appear in the review screen.
You have a Microsoft 365 subscription that contains several Microsoft SharePoint Online sites.
You need to ensure that the content stored in a SharePoint modern team site named Sales is available from Microsoft Teams. The solution must ensure that when a new channel is added to a team, a folder for the channel is created in the Sales site.
Solution: From PowerShell, you run the Set-AzureADGroup cmdlet.
Does this meet the goal?

A. Yes

B. No

Suggested Answer: *B*

Community vote distribution

B (100%)

Zergio Highly Voted 1 year, 10 months ago

B
Set-AzureADGroup cmdlet works in the Security context with the Security group type. Teams, instead, relies on Microsoft 365 group type.
upvoted 8 times

AJCG Most Recent 11 months, 1 week ago

Correct, in exam on 25th of June 2022
upvoted 3 times

Chief 1 year ago

the cmdlet has nothing to do with the scenario, basically No. Thats for security groups, according to my own understanding
upvoted 1 times

certgreed 1 year, 5 months ago

Selected Answer: B
correct answer is B
upvoted 3 times

TMW 2 years ago

https://docs.microsoft.com/en-us/powershell/module/azuread/set-azureadgroup?view=azureadps-2.0
upvoted 3 times

badguytoo 2 years ago

Set-AzureADGroup have nothing to do with this...
upvoted 4 times

HOTSPOT -

You have a Microsoft 365 tenant that uses Microsoft Skype for Business on-premises.

You plan to upgrade to Microsoft Teams in stages based on groups. The features required by each group are shown in the following table.

Group name	Feature
Sales	Calling, channels, groups, chat, and meetings in Microsoft Teams
Human Resources	Chat and calling in Skype for Business Meetings, channels, and groups in Microsoft Teams
Research	Chat and meetings in Skype for Business Channels and groups in Microsoft Teams

How should you configure the upgrade policy for the groups? To answer, select the appropriate options in the answer area.

NOTE: Each correct selection is worth one point.

Hot Area:

Answer Area

Sales:
- Skype for Business only
- Skype for Business with Teams Collaboration
- Skype for Business with Teams Collaboration and Meetings
- Teams only

Human Resources:
- Skype for Business only
- Skype for Business with Teams Collaboration
- Skype for Business with Teams Collaboration and Meetings
- Teams only

Research:
- Skype for Business only
- Skype for Business with Teams Collaboration
- Skype for Business with Teams Collaboration and Meetings
- Teams only

Suggested Answer:

Answer Area

Sales:
- Skype for Business only
- Skype for Business with Teams Collaboration
- Skype for Business with Teams Collaboration and Meetings
- Teams only

Human Resources:
- Skype for Business only
- Skype for Business with Teams Collaboration
- Skype for Business with Teams Collaboration and Meetings
- Teams only

Research:
- Skype for Business only
- Skype for Business with Teams Collaboration
- Skype for Business with Teams Collaboration and Meetings
- Teams only

Reference:

https://docs.microsoft.com/en-us/microsoftteams/migration-interop-guidance-for-teams-with-skype

TMW Highly Voted 2 years, 1 month ago

Key words to focus on:

Channels and groups = Collaboration

upvoted 15 times

Murali7737 Highly Voted 2 years ago

Sales-> Teams Only; HR-> SfB with Teams Collaboration and Meetings; Research->SfB with Teams Collaboration

upvoted 10 times

Nokwai Most Recent 10 months, 1 week ago

Was on test on 22.08.2022

upvoted 4 times

Tybor 1 year, 3 months ago

On Test 29.03.22

upvoted 5 times

dodo_on_tour 1 year, 5 months ago

On Test 18.01.22

upvoted 3 times

arishka 2 years, 1 month ago

correct

upvoted 4 times

Question #7 *Topic 3*

HOTSPOT -

Your company has a Microsoft 365 subscription.

The company's only messaging policy is a global messaging policy configured as shown in the following exhibit.

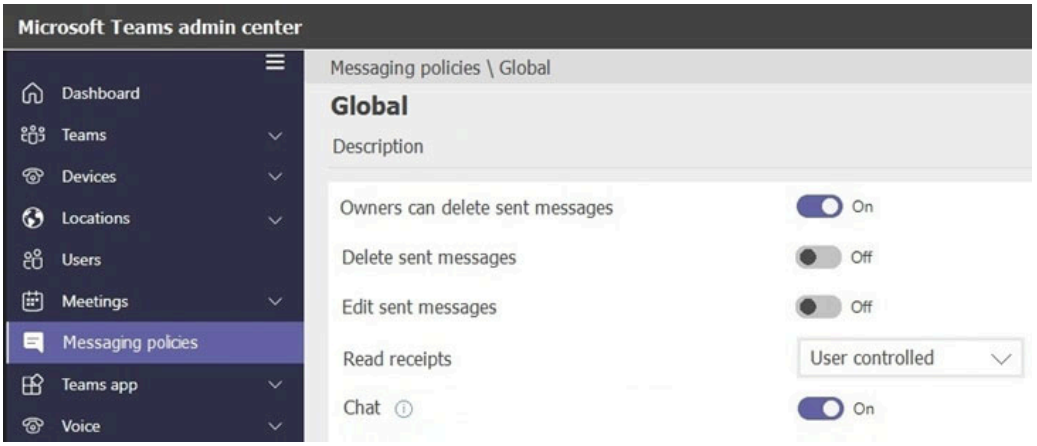

Use the drop-down menus to select the answer choice that completes each statement based on the information presented in the graphic.

NOTE: Each correct selection is worth one point.

Hot Area:

Answer Area

Users **[answer choice]** sent chat messages.

- can only delete
- can only modify
- can delete and modify
- cannot delete and modify

Team owners **[answer choice]** sent chat messages.

- can only delete
- can only modify
- can delete and modify
- cannot delete and modify

Suggested Answer:

Answer Area

Users **[answer choice]** sent chat messages.

- can only delete
- can only modify
- can delete and modify
- cannot delete and modify

Team owners **[answer choice]** sent chat messages.

- can only delete
- can only modify
- can delete and modify
- cannot delete and modify

Reference:

https://docs.microsoft.com/en-us/microsoftteams/messaging-policies-in-teams

wanabeegeek Highly Voted 4 years, 2 months ago

Testing this, appears that owners can delete and modify sent messages.

upvoted 12 times

f4ba39d 11 months ago

WRONG - owner is not able to modify sent messages whether they are theirs or someone elses! Can only delete as tested in Sandbox and two Teams desktop clients. The answers provided are correct. Stop upvoting this.
upvoted 1 times

Ammoval 4 years, 2 months ago
yes correct , Teams owner can delete and modify , just tested
the provided answer for the second part is wrong
upvoted 11 times

yakko83 3 years, 11 months ago
Be sure that your policy settings are already in place. No editing is possible for owner if policy is fully applied!
upvoted 5 times

adarvasi Highly Voted 3 years, 11 months ago
The answer is correct. Tested it on 7/7/21
Owners can only delete messages sent by other teams members but
can edit and delete their own messages.
upvoted 8 times

r2c3po Most Recent 1 year, 2 months ago
Users: “cannot delete and modify” sent chat messages. This is because the settings indicate that users cannot delete or edit sent messages.

Team owners: “can only delete” sent chat messages. This is because the settings indicate that team owners can delete sent messages.
team owners can delete sent messages but they cannot modify them. The ability to modify messages is turned off in the global messaging policy settings you’ve shown. If you want team owners to also be able to modify sent messages, you would need to change this setting in the Microsoft Teams admin center.
upvoted 1 times

MarkMac 1 year, 2 months ago
I take my comment back. Just tested and can delete but not modify (even as owner of the channel).
upvoted 1 times

MarkMac 1 year, 2 months ago
It seems implied that the person doing the action is the owner of the team, seeing that it says "Team Owners". Confusing indeed but my vote is they have delete and edit abilities.
upvoted 1 times

Roman_Kwo 1 year, 5 months ago
According to MS article it is not about whether owners can delete their own sent messages, but users' sent messages. In this case I believe it should be "Only delete" since modifying other people messages is not an option. See below:

Owners can delete sent messages: Use this setting to let owners delete channel messages or posts that users sent.

https://learn.microsoft.com/en-us/microsoftteams/messaging-policies-in-teams
upvoted 1 times

Nokwai 2 years, 10 months ago
Was on exam 19.08.2022
upvoted 6 times

shadyspark 2 years, 10 months ago
owner can only delete no edit option is available once the policy is applied. you actually have to refresh your teams client for the policy to apply
upvoted 1 times

AJCG 2 years, 11 months ago
Owners can delete and modify, in exam on 25th of June 2022
upvoted 3 times

Juun 3 years, 2 months ago
This is somewhat confusing
Owners can delete and modify only their own messages
upvoted 2 times

TinaTina 3 years, 2 months ago
in exam 22/04/2022

upvoted 2 times

umair1297 3 years, 3 months ago

On exam 04-Mar-2022

upvoted 4 times

solarsskpl 3 years, 4 months ago

I had this question 26/02/2022

upvoted 2 times

ElmarK 4 years, 1 month ago

Answer is correct. Tested on 10.05.2021. No Edit only Delete available in ... menu

upvoted 2 times

ElmarK 4 years, 1 month ago

for team owners

upvoted 1 times

Question #8 *Topic 3*

HOTSPOT -

You have a Microsoft 365 E5 subscription that uses Microsoft Teams and a hybrid deployment of Microsoft Skype for Business Server.

Coexistence mode in Microsoft Teams is set to Islands.

Coexistence mode is configured for three users named User1, User2, and User3 as shown in the following table.

User	Coexistence mode
User1	Use Org-wide settings
User2	Skype for Business with Teams collaboration
User3	Teams only

The Skype for Business user accounts are homed as shown in the following table.

User	Homed
User1	On-premises
User2	Online
User3	Online

For each of the following statements, select Yes if the statement is true. Otherwise, select No.

NOTE: Each correct selection is worth one point.

Hot Area:

Answer Area

Statements	Yes	No
User3 must use the Microsoft Teams client to initiate a new chat with User1.	○	○
User1 must use the Microsoft Teams client to initiate a new chat with User2.	○	○
User2 must use the Skype for Business client to initiate a new chat with User1 and User3.	○	○

Suggested Answer:

Answer Area

Statements	Yes	No
User3 must use the Microsoft Teams client to initiate a new chat with User1.	○	○
User1 must use the Microsoft Teams client to initiate a new chat with User2.	○	○
User2 must use the Skype for Business client to initiate a new chat with User1 and User3.	○	○

Reference:

https://docs.microsoft.com/en-us/microsoftteams/coexistence-chat-calls-presence

MEG Highly Voted 4 years, 2 months ago

Correct: Yes | No | Yes

Why:

Yes > User3 coexistence mode is Teams only. The User can only use Teams for a new Chat with User1.

No > User1 coexistence mode is Islands. User1 can you SfB for a new chat with User2.

Yes > User2 coexistence mode means "Teams private chat, calling, and scheduling meetings are off by default in this mode."

upvoted 50 times

tototiti 4 years, 2 months ago
Correct : Yes | No | NO

Why:
Yes (OK) > User3 coexistence mode is Teams only. The User can only use Teams for a new Chat with User1.
No (OK) > User1 coexistence mode is Islands. User1 can you SfB for a new chat with User2.
NOOOO > User 2 cannot chat with User 3 with SFB because, user 3 is in "Teams Only" mode

As you said, in "Skype for Business with Teams Collaboration" mode, "Teams private chat, calling, and scheduling meetings are OFF by default in this mode".

https://docs.microsoft.com/fr-fr/microsoftteams/teams-and-skypeforbusiness-coexistence-and-interoperability
upvoted 12 times

Tyffty 3 years, 7 months ago
Incorrect. 3 is Yes. Teams can chat with SfB. A teams only user that sends a chat to a SfB user will receive the message in SfB. The SfB user sends a message to Teams only user will receive the message in Teams.
upvoted 4 times

Zergio 3 years, 9 months ago
3 YES.
User2 SfBwithCollab will freely communicate 1:1 with U1 SfBonPREM and U3 TeamsOnly client by means of Interop gateway.
See an informative table here https://youtu.be/2eQ6s547fF0?t=2650
upvoted 3 times

BieLey 4 years, 2 months ago
3. Is Yes, I am in teams only mode and can still communicate with orgs who are using Skype.
upvoted 17 times

arishka Highly Voted 4 years, 1 month ago
correct YES|NO|YES
upvoted 7 times

r2c3po Most Recent 1 year, 2 months ago
:

User3 must use the Microsoft Teams client to initiate a new chat with User1. - Yes
Reasoning: User3 is set to Teams only mode, so they must use Teams for all communications, including initiating a new chat with User1.

User1 must use the Microsoft Teams client to initiate a new chat with User2. - No
Reasoning: User1 is set to use Org-wide settings, which is currently set to Islands mode. In Islands mode, a user can use either Teams or Skype for Business to initiate a new chat.

User2 must use the Skype for Business client to initiate a new chat with User1 and User3. - No
Reasoning: User2 is set to Skype for Business with Teams collaboration mode. This means they can use Teams for team collaboration but should use Skype for Business for chat, meetings, and calling with other users who are still using Skype for Business. However, since User3 is in Teams only mode, User2 should use Teams to chat with User3.
upvoted 1 times

JuniorFixHow 1 year, 4 months ago
YNN. To say 3 is Yes even contradicts 1. Unless you say 1 is No
upvoted 1 times

globy118 2 years ago
#3 is No, because of Island mode
upvoted 2 times

Lessgo 2 years, 7 months ago
Yes, No, Yes.
upvoted 1 times

umair1297 3 years, 3 months ago
On exam 04-Mar-2022

upvoted 6 times

HGD545 3 years, 7 months ago

On the test Nov, 12 2021

upvoted 3 times

MSGrady 3 years, 11 months ago

#3 is a NO, since they are in islands mode:

https://docs.microsoft.com/en-us/microsoftteams/teams-skype-interop

If your users are in Islands mode chats and cals from Skype userss to Teams are delivered to Skype for Business

upvoted 2 times

Zergio 3 years, 9 months ago

3 YES.

User2 in SfBwithCollab will freely communicate 1:1 via only SfB (he has Teams for Collab only) with U1 SfBonPREM and U3 TeamsOnly client by means of Interop gateway.

See an informative table here https://youtu.be/2eQ6s547fF0?t=2650

upvoted 1 times

MSGrady 3 years, 11 months ago

3 is a NO,

If you upgraded from Skype for Business to Teams and your users are in Teams Only mode, chats and calls from Skype users to Teams users are delivered to Teams. If your users are in Islands mode, chats and calls from Skype users to Teams users are delivered to Skype for Business.

https://docs.microsoft.com/en-us/microsoftteams/teams-skype-interop

upvoted 1 times

kitty73 11 months, 1 week ago

#3: is a YES by the link provided by the user above:

Teams users can search for and start a one-on-one text-only conversation or an audio/video call with a Skype user.

Skype users can search for and start a one-on-one text-only conversation or an audio/video call with a Teams user.

https://learn.microsoft.com/en-us/microsoftteams/teams-skype-interop

upvoted 1 times

Zergio 3 years, 9 months ago

3 YES.

User2 in SfBwithCollab will freely communicate 1:1 via only SfB (he has Teams for Collab only) with U1 SfBonPREM and U3 TeamsOnly client by means of Interop gateway.

upvoted 1 times

ChadwickCheney 3 years, 11 months ago

The last one got me, but upon further reading on ms docs:

"A Teams Only user (also called an upgraded user) has access to all the capabilities in Teams. They may retain the Skype for Business client to join meetings on Skype for Business that have been organized by non-upgraded users or external parties."

This link will auto highlight the stated section above:

https://docs.microsoft.com/en-us/microsoftteams/teams-and-skypeforbusiness-coexistence-and-interoperability#:~:text=A%20Teams%20Only%20user%20(also,upgraded%20users%20or%20external%20parties.

upvoted 1 times

Zergio 3 years, 9 months ago

3 YES.

User2 in SfBwithCollab will freely communicate 1:1 via only SfB (he has Teams for Collab only) with U1 SfBonPREM and U3 TeamsOnly client by means of Interop gateway.

upvoted 1 times

smosmo 3 years, 11 months ago

Yes > User3 coexistence mode is Teams only. The User can only use Teams for a new Chat with User1.

Definitely NO > User1 coexistence mode is Islands AND is Homed ON Prem. The User MUST Use Skype for Business to initiate instead of Teams otherwise there is no communication (see https://docs.microsoft.com/en-us/microsoftteams/coexistence-chat-calls-presence)

NO > see Table here as well https://docs.microsoft.com/en-us/microsoftteams/coexistence-chat-calls-presence)

upvoted 1 times

Zergio 3 years, 9 months ago

3 YES.

User2 in SfBwithCollab will freely communicate 1:1 via only SfB (he has Teams for Collab only) with U1 SfBonPREM and U3 TeamsOnly client by means of Interop gateway.

upvoted 1 times

roky008 4 years, 1 month ago

YES/YES/NO

• Islands - Use this setting if you want users to be able to use both Skype for Business and Teams simultaneously.

• Skype for Business only - Use this setting if you want your users to only use Skype for Business.

• Skype for Business with Teams collaboration - Use this setting if you want your users to use Skype for Business in addition to using Teams for group collaboration (channels).

• Skype for Business with Teams collaboration and meetings - Use this setting if you want your users to use Skype for Business in addition to using Teams for group collaboration (channels) and Teams meetings.

• Teams only - Use this setting if you want your users to use only Teams. Note that even with this setting, users can still join meetings hosted in Skype for Business.

upvoted 2 times

Zergio 3 years, 9 months ago

3 YES.

User2 in SfBwithCollab will freely communicate 1:1 via only SfB (he has Teams for Collab only) with U1 SfBonPREM and U3 TeamsOnly client by means of Interop gateway.

upvoted 1 times

TMW 4 years, 1 month ago

Yes - User3 must use teams only, because user3 is in "Teams only" mode

No - User1 must NOT use Teams, because user2 is in "Skype for business with Teams collaboration" mode
"Teams private chat, calling, and scheduling meetings are off by default in this mode."

No - because despite being able to chat with user1 (Islands mode) User3 is in "Teams only" mode

https://docs.microsoft.com/en-us/microsoftteams/teams-and-skypeforbusiness-coexistence-and-interoperability#skype-for-business-with-teams-collaboration

upvoted 2 times

Zergio 3 years, 9 months ago

3 YES.

User2 in SfBwithCollab will freely communicate 1:1 via only SfB (he has Teams for Collab only) with U1 SfBonPREM and U3 TeamsOnly client by means of Interop gateway.

upvoted 1 times

HOTSPOT -

Your company uses Microsoft Skype for Business Online and Microsoft Teams.

All Skype for Business Online users can make and receive PSTN calls. Microsoft Teams is configured for PSTN calls.

You plan to upgrade the Skype for Business Online users to Microsoft Teams.

The Teams upgrade settings are configured as shown in the Teams upgrade exhibit. (Click the Teams upgrade tab.)

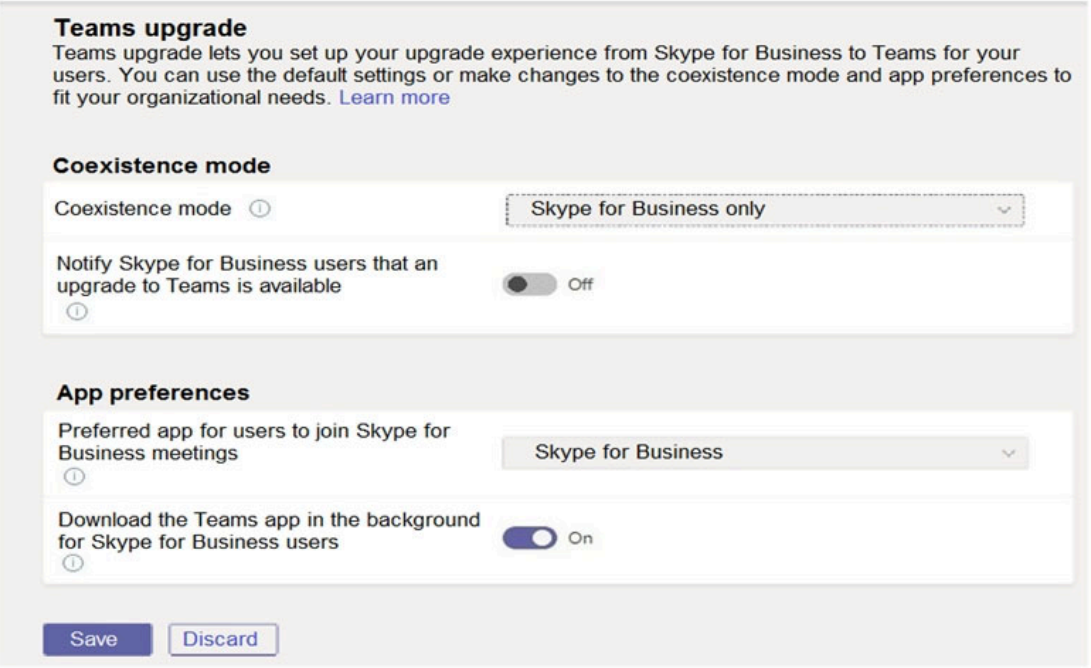

You apply TeamsUpgradePolicy to the user accounts of the company's R&D and human resources (HR) departments by using the coexistence modes shown in the following table.

Department	Coexistence mode
R&D	TeamsOnly
HR	SfbWithTeamsCollabAndMeetings

For each of the following statements, select Yes if the statement is true. Otherwise, select No.

NOTE: Each correct selection is worth one point.

Hot Area:

Answer Area

Statements	Yes	No
Users in the R&D department will not be able to join Skype for Business Online meetings.	○	○
Existing Skype for Business Online meetings scheduled by users in the HR department will migrate automatically to Microsoft Teams.	○	○
Users in the HR department will be able to make and receive PSTN calls by using Microsoft Teams.	○	○

Suggested Answer:

Answer Area

Statements	Yes	No
Users in the R&D department will not be able to join Skype for Business Online meetings.	○	○
Existing Skype for Business Online meetings scheduled by users in the HR department will migrate automatically to Microsoft Teams.	○	○
Users in the HR department will be able to make and receive PSTN calls by using Microsoft Teams.	○	○

Box 1: No -
TeamsOnly: Can schedule meetings in Teams only, but can join Skype for Business or Teams meetings.

Box 2: Yes -
By default, when assigning either TeamsOnly or SfbWithTeamsCollabAndMeetings to an individual user, any existing Skype for Business meetings scheduled by that user for the future are converted to Teams meetings.

Box 3: No -
SfBWithTeamsCollabAndMeetings: Has the chat and calling functionality of user in SfBOnly mode.
SfBOnly: Can initiate chats and calls from Skype for Business only.
Reference:
https://docs.microsoft.com/en-us/microsoftteams/migration-interop-guidance-for-teams-with-skype

MEG Highly Voted 3 years, 9 months ago
Answer is correct.
upvoted 12 times

r2c3po Most Recent 8 months ago
1. **Users in the R&D department will not be able to join Skype for Business Online meetings** - **Yes**, this is true. The coexistence mode for the R&D department is set to "TeamsOnly", which means they will only be able to use Microsoft Teams.

2. **Existing Skype for Business Online meetings scheduled by users in the HR department will migrate automatically to Microsoft Teams** - **No**, this is not true. The coexistence mode for the HR department is set to "SfbwithTeamsCollab and Meetings", which means they can use both Skype for Business and Microsoft Teams for meetings. The meetings won't migrate automatically to Teams.

3. **Users in the HR department will be able to make and receive PSTN calls by using Microsoft Teams** - **Yes**, this is true.
Microsoft Teams is configured for PSTN calls, so users in the HR department will be able to make and receive these calls using Teams.
upvoted 4 times

MastrM 10 months, 1 week ago
I assume it is not valid anymore. Coexistance mode is disabled by Micrososft.
upvoted 1 times

nick68 2 years, 8 months ago
https://docs.microsoft.com/en-us/skypeforbusiness/audio-conferencing-in-office-365/setting-up-the-meeting-migration-service-mms
When you use the on-premises admin tools (either Move-CsUser or the Admin Control Panel) to move a user to the cloud, existing meetings are automatically moved to the cloud and converted to TeamsOnly. With mode=TeamsOnly or mode= SfBWithTeamsCollabAndMeetings.
upvoted 2 times

Tybor 2 years, 9 months ago
On Test 29.03.22
upvoted 4 times

dadageer 3 years, 3 months ago
Correct
upvoted 2 times

Takloy 3 years, 7 months ago

NO | YES | NO

upvoted 3 times

Question #10 *Topic 3*

Your company is upgrading from Microsoft Skype for Business Online to Microsoft Teams.
The company's Microsoft Teams upgrade policy is set to Islands coexistence mode. The company plans to maintain the coexistence mode for several months.
Several users report that they receive email messages about missed chat conversations.
You need to recommend a solution to ensure that all the users receive chat messages.
Which two actions should you recommend? Each correct answer presents part of the solution.
NOTE: Each correct selection is worth one point.

A. Install the Microsoft Teams clients on all the computers that run the Skype for Business client. Instruct the users to sign in to both client applications.

B. Instruct the users to modify the permissions in the Microsoft Teams client.

C. Modify the global app setup policy.

D. Modify the global app permission policy.

E. Install the Skype for Business client on all the computers that run the Microsoft Teams client. Instruct the users to sign in to both client applications.

Suggested Answer: *AE*
Reference:
https://docs.microsoft.com/en-us/microsoftteams/teams-and-skypeforbusiness-coexistence-and-interoperability

Community vote distribution
AE (100%)

WhiskeyTFox Highly Voted 4 years, 6 months ago
A & E. The global app permission policy has nothing to do with it...
upvoted 29 times

radioboy Highly Voted 4 years, 6 months ago
I agree with A&E.
https://docs.microsoft.com/en-us/microsoftteams/teams-and-skypeforbusiness-coexistence-and-interoperability
In this coexistence mode, called Islands, each of the client applications operates as a separate island. Skype for Business talks to Skype for Business, and Teams talks to Teams. Users are expected to run both clients at all times and can communicate natively in the client from which the communication was initiated. As such, there's no need for interoperability in Islands mode.

all client PC must have SfB and Teams, and login to them.
upvoted 16 times

Bobalo Most Recent 9 months ago
Selected Answer: AE
This is the setup i currently work in, so can confirm this is the case.
upvoted 1 times

geschbenscht 2 years, 1 month ago
Selected Answer: AE
A & E
Users need to be signed in to both apps.
upvoted 1 times

certgreed 2 years, 11 months ago
Selected Answer: AE
correct answer is AE
upvoted 1 times

GMJack 3 years, 10 months ago
It's a silly question realy because when the company is upgrading from SFB to Teams then you might expect they allready have SFB installed. But never assume it's nowhere stated they have so I go for A and E. At least that's what you must doe in order nothing will be missed.

upvoted 10 times

Zergio 3 years, 3 months ago

Relax, in the real world, it is not that impossible as it might be a fast-growing company (or two companies merge) or a successful start-up that started from a small, not a very elaborated infrastructure, and there are a lot of on-boarding people with brand-new devices with Teams pre-installed. Such an issue is pretty plausible in case of lack of planning.

upvoted 3 times

TiredofTesting 3 years, 11 months ago

A & E only. The Global app permission gives you 3 selection category -> 1) Microsoft apps 2) 3rd party apps 3) custom apps. You pick Allow all apps or block all apps.

You will need both clients in island mode to receive messages from both clients.

upvoted 1 times

HakimDZ 4 years, 2 months ago

Correct answer is : A & E

upvoted 5 times

kivo 4 years, 3 months ago

In Island mode, it is not necessary to configure App Permissions policy, it is an optional configuration for 2 other modes:

https://docs.microsoft.com/en-us/microsoftteams/teams-and-skypeforbusiness-coexistence-and-interoperability

upvoted 2 times

Mwalimu 4 years, 5 months ago

Island mode means SfB and Teams are completly seperate so policy settings wont change a thing dual client installs and logins the correct solution.

A & E

upvoted 3 times

DEberhardt 4 years, 5 months ago

I fail to see what this has to do with the App Permission policy.

A&E. All Users using either client must use the other in Islands mode.

upvoted 3 times

donathon 4 years, 6 months ago

AE

B: Not possible.

C: This setup the Teams app look and feel like pinned apps.

D: This blocks the app not the coexistence.

upvoted 6 times

Question #11 *Topic 3*

Your company has a Microsoft 365 subscription.
You need to ensure that users from a partner company named Contoso, Ltd. can collaborate with your company's users in teams. The solution must ensure that the Contoso users can exchange chat messages in channels.
Which three actions should you perform before you add the Contoso users to teams? Each correct answer presents part of the solution.
NOTE: Each correct selection is worth one point.

A. From the Services & add-ins settings in the Microsoft 365 admin center, set Let group members outside the organization access group content to On.

B. From the Guest access settings in the Microsoft Teams admin center, set Allow guest access in Microsoft Teams to On.

C. From the External collaboration settings in the Azure Active Directory admin center, add Contoso's domain to the list of target domains.

D. From the External access settings in the Microsoft Teams admin center, add Contoso's domain to the Allowed list of domains.

E. From the External collaboration settings in the Azure Active Directory admin center, set Guest users permissions are limited to No.

F. From the Services & add-ins settings in the Microsoft 365 admin center, set Let group owners add people outside the organization to groups to On.

Suggested Answer: *ABF*
Reference:
https://docs.microsoft.com/en-us/microsoftteams/manage-external-access https://docs.microsoft.com/en-us/microsoftteams/teams-dependencies https://docs.microsoft.com/en-us/microsoftteams/guest-access-checklist

Community vote distribution

afbnfz Highly Voted 4 years, 5 months ago
guys. step by step.

from this link https://docs.microsoft.com/en-us/microsoftteams/guest-access-checklist

Step 1 says "In the Teams admin center, select Org-Wide settings > Guest access. Set the Allow guest access in Microsoft Teams switch to On."

so that's B

Step 3 says "Make sure that the Let group members outside the organization access group content check box is selected. If this setting is not selected, guests won't be able to access any group content."

so that's A

Step 3 also says "Make sure that the Let group owners add people outside the organization to groups check box is selected. If this setting is not selected, team owners won't be able to add new guests."

so that's F

-

C is unnecessarily restrictive. you're not trying to block guests from other domains.
D is the same.
E is unnecessary. guests don't need to enumerate groups and directories in order to participate in teams and chats.

so the answer is A B F
upvoted 106 times

DashP 10 months, 1 week ago
Confusing but : only exchanging Chat messages in Channels can be used by adding guests without External - to setup Guest - those 3 steps A,B and F are necessary, but CDE are unnecessary. It doesn't say that only this domain , so domain restrictions are unnecessary.

upvoted 2 times

RNG60FR 4 years, 5 months ago

ABF are the correct answers. I agree.

upvoted 11 times

radioboy Highly Voted 4 years, 6 months ago

https://docs.microsoft.com/en-us/microsoftteams/guest-access-checklist

BCF should be the answer.

upvoted 12 times

GMJack 3 years, 10 months ago

If you limit access to a specific domain in Azure AD this autoamtically limits SahrePoint access to. If the requirement to dos so for Teams only (which is not in the question by the way) you should set it in Teams. So C is not an option

upvoted 1 times

Maverick2 4 years, 6 months ago

BEF should be correct. E is step 2.4 from your hyperlink. C is not neccesary because you don't need to add the domain. By adding te domain it only limits it to this specific domain and that is not neccesary

upvoted 4 times

Azuredomi 4 years, 5 months ago

I'm agree with radioboy. The answer is BCF. In the step 2.4 of hyperlink there is only a description of all settings, not a "real checklist". "Guest User permission" doesn't block Guest Access but only the Guest experience in the tenant (for example enumerating users, groups, or other directory resources)

upvoted 1 times

Azuredomi 4 years, 5 months ago

But maybe... also ABF is correct ... Becouse it's true that by default guest access is active for all domains and it's also true that one of requirement of Guest Access is "Make sure that the Let group members outside the organization access group content check box is selected. If this setting is not selected, guests won't be able to access any group content."..

upvoted 2 times

ostumm 4 years, 1 month ago

yeah, but where is this setting in M365 AC? can't find it there

upvoted 1 times

ostumm 4 years, 1 month ago

forget it! found it under Settings, Org Settings, M365 Groups

so now I vote for ABF, too

upvoted 3 times

Jahbyke 3 years ago

Check option C again and you'll notice why C can't be a correct option. "...add Contoso to the list of target domains". how correct is that?

upvoted 2 times

r2c3po Most Recent 8 months ago

B. From the Guest access settings in the Microsoft Teams admin center, set Allow guest access in Microsoft Teams to On.
This allows users from Contoso to be added as guests in Teams, enabling them to participate in channels and exchange chat messages.

A. From the Services & add-ins settings in the Microsoft 365 admin center, set Let group members outside the organization access group content to On.
This allows Contoso users to access content in your organization's groups, which includes Teams channels.

F. From the Services & add-ins settings in the Microsoft 365 admin center, set Let group owners add people outside the organization to groups to On.
This allows group owners in your organization to add Contoso users to their Teams.

upvoted 2 times

DashP 11 months ago

Selected Answer: BCD

159. I think its B,C and D: because question says “exchange chat messages in channels”, so allowing group and group content (A and F) mainly for files/content sharing and other collaboration. Also specially mentioned the company name which would suggest specifying the domain in allowed

domains. BCD would be suffice just for chat messaging
B. From the Guest access settings in the Microsoft Teams admin centre, set Allow guest access in Microsoft Teams to On.
C. From the External collaboration settings in the Azure Active Directory admin centre, add Contoso's domain to the list of target domains.
D. From the External access settings in the Microsoft Teams admin centre, add Contoso's domain to the Allowed list of domains.
upvoted 1 times

Atos 11 months, 2 weeks ago
BCF Makes most sense

B. From the Guest access settings in the Microsoft Teams admin center, set Allow guest access in Microsoft Teams to On.

C. From the External collaboration settings in the Azure Active Directory (NOW ENTRA) admin center, add Contoso's domain to the list of target domains.

F. From the Services & add-ins settings in the Microsoft 365 admin center, set Let group owners add people outside the organization to groups to On.
upvoted 2 times

Testtest123 1 year, 5 months ago
Selected Answer: BCD
Is the giving answers not outdated? I think this should be B,C and D:

B. From the Guest access settings in the Microsoft Teams admin center, set Allow guest access in Microsoft Teams to On.
C. From the External collaboration settings in the Azure Active Directory admin center, add Contoso's domain to the list of target domains.
D. From the External access settings in the Microsoft Teams admin center, add Contoso's domain to the Allowed list of domains.
upvoted 5 times

rrpatel11 2 years, 2 months ago
Selected Answer: ABF
ABF is correct. Refer to below steps.
https://learn.microsoft.com/en-us/microsoft-365/solutions/collaborate-as-team?view=o365-worldwide
upvoted 3 times

linmix 2 years, 4 months ago
Answers no longer align with the current situation.
From https://docs.microsoft.com/en-us/microsoft-365/solutions/collaborate-as-team?view=o365-worldwide :
AAD > External Identities > External collaboration settings
Teams AC > Users > Guest access
MS365 > Settings > Org settings > M365 Groups
SharePoint AC > Policies > Sharing
SharePoint > Sites > Site policies
Answer that aligns most closely is ABE
upvoted 2 times

tecr 2 years, 8 months ago
Selected Answer: ABD
By mentioning contoso users only, we should restrict to Contoso so D is on. F is wrong since "before you add the Contoso users to teams" means you are and admin and can add users to Teams. Nowhere in the question it mentions giving owners of the teams the ability to add Guest users, so if the semantics are correct this should be ABD.
upvoted 2 times

RazielLycas 2 years, 8 months ago
Guys A&F are "correct" because we have to choose 3 options and the others don't have nothing to do right? because I can't find "Services & add-ins settings" in M365 admin center
upvoted 1 times

Ulus 2 years, 9 months ago
Its under Settings in the ms 365 ac...services &add inns is nowhere to be found..
upvoted 1 times

certgreed 2 years, 11 months ago
Selected Answer: ABF
correct answer is ABF
upvoted 2 times

Wigzo 3 years ago
Why not D too ?
upvoted 1 times

Jahbyke 3 years ago
Cannot be done on MS TAC.
upvoted 1 times

aragorn9 3 years, 4 months ago
ABF is correct, check on Spetember.
Add and access settings in MS365 AC->settings->org settings->MS 365 groups-Manage external sharing-> 1.Let group owners add guests, 2. Let guests access the content.
Teams AC->Org-wide settings-> Allow guests->on

TBH, it makes sense for to use Azure AD also to allow the domains that we want or just flood every guests.

Nonetheless ABF is correct.
upvoted 3 times

MSGrady 3 years, 5 months ago
From the link https://docs.microsoft.com/en-us/microsoftteams/guest-access-checklist
The step 1 is to access AAD and turn on External Collab settings but there is not an answer on this question for that.
Agreed though, the second step is to Turn on Gues access in TAC
The last step in M365 is to turn on, "Let group members outside of the org access group content," and then "Let group owners add people outside your org to groups" Yup.. A B and F
upvoted 1 times

badguytoo 3 years, 7 months ago
calm down, this should be B.C.D.
upvoted 1 times

ann0ysum0 3 years, 7 months ago
I agree that it's A,B,F. Keep in mind, they've changed M365 admin center and now you can find these settings in Settings\Org-wide settings\Services tab\M365 Groups. I'm not sure which version is in the exam.

Make sure "Let group owners add people outside your organization to groups" is On (Answer F)

Make sure "Let group members outside the organization access group content" is on (Answer A)

And finally, in Teams admin make sure "allow guest access in Teams" is on.

The rest are either too restrictive or give guests more power than the question calls for.
upvoted 3 times

Question #12 *Topic 3*

Your company has a Microsoft 365 subscription.
You recently set the company's Microsoft Teams upgrade policy to Teams only coexistence mode.
A user reports that several online meetings are configured to use Microsoft Skype for Business.
You need to convert the online meetings in the user's calendar to use Microsoft Teams.
What are two possible ways to achieve the goal? Each correct answer presents a complete solution.
NOTE: Each correct selection is worth one point.

A. From PowerShell, run the Start-CsExMeetingMigration cmdlet and specify the -identity parameter.

B. Run the Skype for Business Meeting Migration tool.

C. From the Microsoft Teams admin center, modify the meeting policy.

D. From PowerShell, run the Set-CsTeamsUpgradeConfiguration cmdlet.

E. From the Microsoft Teams admin center, modify the Microsoft Teams upgrade policy.

Suggested Answer: *AB*
Reference:
https://docs.microsoft.com/en-us/skypeforbusiness/audio-conferencing-in-office-365/setting-up-the-meeting-migration-service-mms

Community vote distribution

Tryggr Highly Voted 2 years, 11 months ago
AE is correct. There are 4 ways to trigger the Meeting Migration Service. these are items 3 and 4 from the list at this link:
https://docs.microsoft.com/en-us/skypeforbusiness/audio-conferencing-in-office-365/setting-up-the-meeting-migration-service-mms

B is NOT correct. This tool updates SfB meetings with new links etc, but has nothing to do with migrating to Teams.
https://support.microsoft.com/en-us/office/meeting-update-tool-for-skype-for-business-and-lync-2b525fe6-ed0f-4331-b533-c31546fcf4d4
upvoted 50 times

Bon_ 2 years, 10 months ago
Agreed! Taking a look at those two provided links confirms that.
upvoted 2 times

xata 2 years, 11 months ago
AE is correct. I agree with you
upvoted 6 times

PrettyFlyWifi 2 years, 5 months ago
The PowerShell in A is correct for sure and it took me a while to find that second setting, but I found it here: https://www.youtube.com/watch?v=GdGqyS72cn8&feature=emb_logo
Users > user > account > Teams upgrade > edit > Migrate this user's meetings to Teams set to ON.
upvoted 11 times

donathon Highly Voted 3 years ago
AB
A: Meeting Migration Service (MMS) is a Skype for Business service that runs in the background and automatically updates Skype for Business and Microsoft Teams meetings for users. MMS is designed to eliminate the need for users to run the Meeting Migration Tool to update their Skype for Business and Microsoft Teams meetings. Also, with Start-CsExMeetingMigration cmdlet, you can start a meeting migration manually.
https://docs.microsoft.com/en-us/skypeforbusiness/audio-conferencing-in-office-365/setting-up-the-meeting-migration-service-mms
B: The Skype for Business Online, Meeting Update Tool helps you to update all of your existing meetings after you are enabled for PSTN Conferencing in Skype for Business Online. This tool finds your existing meetings with outdated information and automatically sends updated meeting invitations to all the participants. After the tool is run, your meetings will reflect the new information that should be used by you and your participants to join it. The tool will update the Conference URL of the meeting as the phone number and conference ID that can be used to join it via PSTN Conferencing.
upvoted 20 times

ann0ysum0 2 years, 1 month ago

It isn't B. "The Meeting Update Tool for Skype for Business and Lync helps you update your meetings when your account switches servers or when it upgrades from Lync to Skype for Business."

It doesn't update SfB meetings to Teams meetings. This info is from: https://support.microsoft.com/en-us/office/meeting-update-tool-for-skype-for-business-and-lync-2b525fe6-ed0f-4331-b533-c31546fcf4d4

Correct answers are A and E.
upvoted 3 times

correction Most Recent 3 months, 3 weeks ago

Selected Answer: AB

I think A & B is he correct ans as Microsoft Teams upgrade policy(which is now called Teams update management settings) contains -

Show Teams preview features
Update policies are used to manage Teams and Office Preview users who will see pre-release or preview features in the Teams app.

Use new Teams client
Classic team default version or new team default version.

Only Microsoft Teams upgrade settings can be used to upgrade skype to teams
upvoted 1 times

ShinoIgarashi 8 months, 1 week ago

https://techieberry.com/migrate-skype-meetings-to-teams/
upvoted 2 times

piernaizquierda 1 year ago

AB is correct. In the link reference clearly explains how the migration tool works and it explains how it convert skype meetings into Teams meetings. According to the question, user is already in Teams Only, so the upgrade option has been changed and the user still has the issue. A and B are the options to fix the issue.
upvoted 2 times

BenStokes 1 year, 1 month ago

Selected Answer: AE

A and E are correct
A - Start-CsExMeetingMigration cmdlet and specify the -identity parameter. Ref # https://docs.microsoft.com/en-us/powershell/module/skype/start-csexmeetingmigration?view=skype-ps
Excerpts from article - MMS is designed to eliminate the need for users to run the Meeting Migration Tool to update their Skype for Business and Microsoft Teams meetings. "So this automatically kicks out option B"
E - Modify the Microsoft Teams upgrade policy. While modifying only you get the option to migrate meetings to Teams. This triggers MMS and takes few hours to update meetings. This also sends new meeting notifications to the recipients with Teams link.
upvoted 2 times

Abhishek1610 1 year, 5 months ago

Selected Answer: AE

AE is correct.
upvoted 1 times

hufflepuff 1 year, 5 months ago

Selected Answer: AE

The Meeting Migration Service (MMS) is a service that updates a user's existing meetings in the following scenarios:
- When a user is migrated from on-premises to the cloud.
- When an admin makes a change to the user's audio conferencing settings
- When an online user is upgraded to Teams only, or when a user's mode in TeamsUpgradePolicy is set to SfBwithTeamsCollabAndMeetings
- When you use PowerShell
By default, MMS is automatically triggered in each of these cases. In addition, admins can use a PowerShell cmdlet to manually trigger meeting migration for a given user.

https://docs.microsoft.com/en-us/skypeforbusiness/audio-conferencing-in-office-365/setting-up-the-meeting-migration-service-mms
upvoted 1 times

charf94 1 year, 5 months ago

Selected Answer: AE

A and E are the correct answer, B is not correct

upvoted 1 times

Anchov 1 year, 5 months ago

Selected Answer: AE

I believe AE are correct

upvoted 1 times

Adesh01_Jadhav 1 year, 6 months ago

Selected Answer: AE

AE is correct.

upvoted 1 times

rohitmedi 1 year, 6 months ago

A And E

upvoted 1 times

dnnisp1 1 year, 6 months ago

Selected Answer: AE

AE is correct.

upvoted 2 times

Tyffty 1 year, 7 months ago

Selected Answer: AB

100% is AB. MMS states on Microsoft's website that it will migrate the meetings if the user's update policy is set to Teams Only

upvoted 3 times

Tyffty 1 year, 7 months ago

100% is AB. MMS states on Microsoft's website that it will migrate the meetings if the user's update policy is set to Teams Only

upvoted 2 times

diazed 1 year, 9 months ago

A and E are the correct answers.

The Meeting Migration Service has now been updated to support migrating from SfB to Teams, when you change a users upgrade mode to Teams only their existing meetings will be converted auto-magically.

https://techcommunity.microsoft.com/t5/microsoft-teams/convert-sfb-meetings-into-team-meetings/m-p/576476

upvoted 2 times

Zergio 1 year, 9 months ago

Triggering MMS for a user

E. When the user's mode in TeamsUpgradePolicy is set to either TeamsOnly or SfBWithTeamsCollabAndMeetings (using either Powershell or the Teams Admin Portal)

A. When you use the PowerShell cmdlet, Start-CsExMeetingMigration

upvoted 1 times

Question #13 *Topic 3*

Your company has a Microsoft Office 365 subscription.

The company has the departments and teams shown in the following table.

Department name	Team name
Human resources	HR
Research and development	R&D
Events	Events

You need to ensure that only the following apps appear in the app bar of the Microsoft Teams client for only the events department:

➩ Activity

➩ Shifts

➩ Chat

What should you do first?

A. Create a custom app permission policy.

B. Modify the global app permission policy.

C. Create a custom app setup policy.

D. Modify the global app setup policy.

Suggested Answer: *C*

Reference:

https://docs.microsoft.com/en-us/microsoftteams/teams-app-setup-policies#assign-a-custom-app-setup-policy-to-users

Community vote distribution

C (100%)

Dooa Highly Voted 2 years, 7 months ago

This is correct answer.

Sahee hai.

upvoted 11 times

HGD545 Highly Voted 2 years, 1 month ago

On the test Nov, 12 2021

upvoted 6 times

JapEme Most Recent 10 months ago

Correct answer is C

Reference:

https://docs.microsoft.com/en-us/microsoftteams/teams-app-setup-policies#assign-a-custom-app-setup-policy-to-users

upvoted 1 times

certgreed 1 year, 11 months ago

Selected Answer: C

correct answer is C

upvoted 3 times

steven123456789 2 years ago

why not D?

upvoted 1 times

FriedEggs 1 year, 7 months ago

Updating the default policy would affect all 3 teams, whereas the question states that it wants the apps pinned for only the "Events" team. You would need to make a new policy and then assign it to the team, so C is the correct answer.

upvoted 1 times

Zergio 2 years, 3 months ago

C. Teams admin center > Teams apps . Setup policies > Add > etc.

upvoted 1 times

aragorn9 2 years, 4 months ago

App setup policy:
Pin apps - lets you choose apps to pin for your users,
Install apps - You can choose which apps are installed by default for users in their personal Teams environment
upload customs - you allow users to upload custom apps to Teams.

Tip: take time and understand between Teams-wide permissions and policies difference, I felt like MS personally want to harass me with naming just for exam sake, few names makes perfect sense and few are just gutter.

upvoted 1 times

balajim212 2 years, 5 months ago

Correct answer - Teams app setup policies
Teams app setup policies (to control the default apps available to users) and Teams app permission policies (to control the apps users are allowed to install)

upvoted 2 times

snag12 2 years, 5 months ago

I assume it's C custom app setup policy because you're setting up the app for only 1 channel/group and setting it up not modifying an existing one nor doing it globally.

upvoted 3 times

Question #14 *Topic 3*

You have a Microsoft Office 365 subscription.
You plan to upgrade from Microsoft Skype for Business to Microsoft Teams.
You use the following workloads in Skype for Business:
➪ Audio/video conferencing
➪ Dial-in conferencing
➪ Enterprise Voice
➪ Persistent Chat
➪ Chat
You need to ensure that users can evaluate Microsoft Teams while maintaining PSTN calling by using the Skype for Business client.
Which coexistence mode should you use?

A. Islands

B. Skype for Business with Teams collaboration

C. Skype for Business only

D. Meetings First

Suggested Answer: *D*
Reference:
https://docs.microsoft.com/en-us/microsoftteams/teams-and-skypeforbusiness-coexistence-and-interoperability

Community vote distribution



TashaGirl Highly Voted 3 years, 1 month ago
A. Why? You need to ensure that users can evaluate Microsoft Teams = FULL set of features that Teams normally offer. Islands allow for both clients to work independently as well as retain PSTN calls in SfB:
"To avoid a confusing or regressed Skype for Business experience, the Skype for Business handles the following integrations that aren't handled in Teams Islands mode:

External (federated) communications.
PSTN voice services and voice applications, Office integration.
HID controls for USB devices.
Several other integrations."
upvoted 12 times

Magdy414 Highly Voted 2 years, 9 months ago
The answer is D, please note that coexistence mode "Meeting first" is also know as S4BWithTeamsCollaborationAndMeetings, in this mode, users will use Teams to schedule and conduct their meetings. Private chat and calling remain on Skype for Business. this is what the question is about, to retain PSTN functionality within S4B.
upvoted 10 times

BigO76 1 year, 1 month ago
You are correct. I believe they are looking for this answer, they are only conserned about the PSTN functionality which is what Meeting First (S4BWithTeamsCollaborationAndMeetings) gives you
upvoted 2 times

DashP Most Recent 10 months, 1 week ago
Selected Answer: D
D is correct: Doc says "if you have significant Skype for Business Server on-premises assets with a complex Enterprise Voice deployment, but want your users to enjoy modern meetings as quickly as possible, you might want to evaluate using the Skype for Business with Teams Collaboration and Meetings mode, also known as Meetings First." which is S4BWithTeamsCollaborationAndMeetings,
upvoted 4 times

04Mitch040 1 year, 3 months ago
A - Default configuration for hybrid organizations. Allows a single user to evaluate both clients side by side. Chats and calls can land in either client, so users must always run both clients. To avoid a confusing or regressed Skype for Business experience, external (federated) communications, PSTN

voice services and voice applications, Office integration, and several other integrations continue to be handled by Skype for Business.
upvoted 1 times

Pdasb_27 1 year, 9 months ago

Selected Answer: B

"If you want to evaluate Microsoft Teams while maintaining PSTN calling by using the Skype for Business client, you should use the "Skype for Business with Teams Collaboration" coexistence mode. This mode allows users to use both Skype for Business and Microsoft Teams simultaneously, and provides interoperability between the two platforms. " ChatGPT
upvoted 3 times

vijaycloudtech 1 year, 11 months ago

correct answer is D, Meetings First is an alternative to using Islands mode that prioritizes the Teams meetings experience
upvoted 2 times

ymalleb87 1 year, 11 months ago

Selected Answer: A

Islands mode allow user to use Telephony on Sfb while using Teams
upvoted 3 times

Cloudz_1 1 year, 11 months ago

Selected Answer: A

Answer is A.
upvoted 1 times

Kman72 2 years ago

Selected Answer: A

Trying to find the trick in this question, I suspect something is missing as all 4 answers are technically correct, PSTN Calling ALWAYS remains in Skype unless in TeamsOnly. Persistant Chat indicates that this is an Onprem environment, but regardless of mode, unless the user is Migrated to Teams thus TeamsOnly, PSTN will always remain onprem. IF evaluating, then I would lean towards A being the "most" correct...
upvoted 2 times

maj901 2 years, 1 month ago

Selected Answer: A

Option A
upvoted 1 times

HDawla 2 years, 8 months ago

https://docs.microsoft.com/en-us/microsoftteams/teams-and-skypeforbusiness-coexistence-and-interoperability but want your users to enjoy modern meetings as quickly as possible, you might want to evaluate Meetings First as an alternative path.
upvoted 1 times

piernaizquierda 2 years, 10 months ago

The answer is D. This document explains it from the very beginning https://docs.microsoft.com/en-us/microsoftteams/meetings-first

Yes, options A and B could work but looking at that link, makes it very clear.
upvoted 3 times

Nikolaos 2 years, 10 months ago

To avoid a confusing or regressed Skype for Business experience, the Skype for Business handles the following integrations that aren't handled in Teams Islands mode:

External (federated) communications.
PSTN voice services and voice applications, Office integration.
HID controls for USB devices.
Several other integrations.
Phone System isn't supported in Teams in Islands mode. Islands mode doesn't support Enterprise Voice client is Skype for Business. So it is Islands A.
upvoted 2 times

rendlik31 2 years, 10 months ago

If you look below answer you see this link: https://docs.microsoft.com/en-us/microsoftteams/teams-and-skypeforbusiness-coexistence-and-interoperability
If you scroll down on link you will see this headline "Skype for Business with Teams Collaboration and Meetings, also known as Meetings First" that mean B, and D answer is the same. You can than choose only one answer. I will probably choose A.

upvoted 1 times

Abhishek1610 2 years, 11 months ago

Selected Answer: A

A. Islands

upvoted 3 times

IRONR2D2 2 years, 11 months ago

Selected Answer: A

Agree with A

upvoted 1 times

Tyffty 2 years, 11 months ago

Selected Answer: A

Agree with A

upvoted 1 times

Question #15 *Topic 3*

DRAG DROP -

Your company has a Microsoft 365 E5 subscription.

You need to configure Microsoft Teams to meet the following requirements:

- All new teams must include the Wiki app and the Planner app.
- Users in specific groups must be prevented from creating private channels.
- Only users in the company's IT department must have early access to the unreleased features of Microsoft Teams.

.

What should you configure for each requirement? To answer, drag the appropriate settings to the correct requirements. Each setting may be used once, more than once, or not at all. You may need to drag the split bar between panes or scroll to view content.

NOTE: Each correct selection is worth one point.

Select and Place:

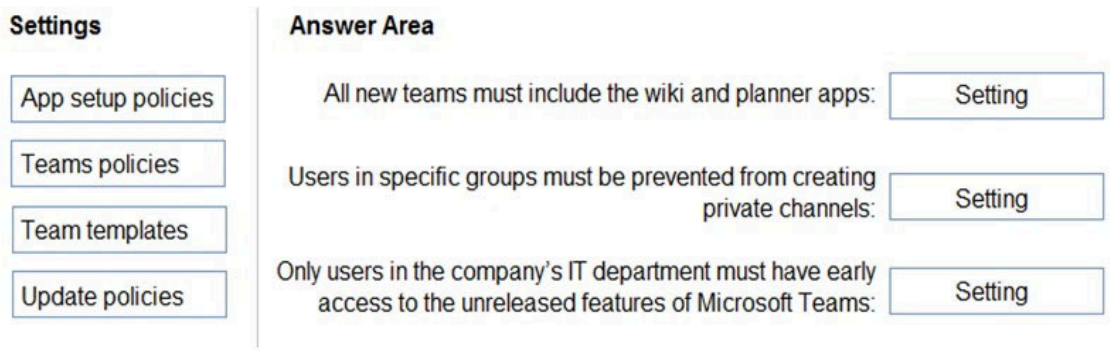

Suggested Answer:

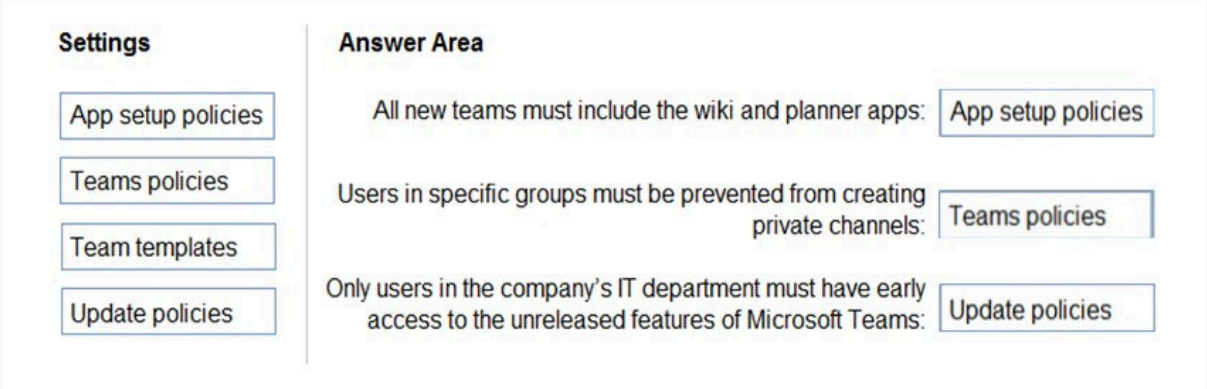

Reference:

https://docs.microsoft.com/en-us/microsoftteams/teams-app-setup-policies https://docs.microsoft.com/en-us/microsoftteams/teams-policies https://docs.microsoft.com/en-us/microsoftteams/public-preview-doc-updates

Skwoogey Highly Voted 3 years, 2 months ago

All new teams must include the Wiki app and the Planner app. - Team Templates.

App setup policies do not apply to teams, only to users.

upvoted 21 times

banderas 3 years ago

Another reason why Setup Policy is wrong: just read the description: "Choose which apps and messaging extensions you want installed in your users' personal Teams environment,"...but the question is talking about TEAMS !!

upvoted 3 times

banderas 3 years ago

exactly !

upvoted 1 times

Harshul 2 years, 8 months ago

Correct

https://techcommunity.microsoft.com/t5/microsoft-teams-blog/create-teams-quickly-with-templates-in-microsoft-teams/ba-p/1394163

upvoted 2 times

[Removed] Highly Voted 3 years, 1 month ago

"All new teams must include the Wiki app and the Planner app" - "Teams Templates".

"Users in specific groups must be prevented from creating private channels" - "Teams policies".

"Only users in the company's IT department must have early access to the unreleased features of Microsoft Teams" - "Teams update policies"

upvoted 13 times

JuniorFixHow Most Recent 10 months, 3 weeks ago

Setup policy is not correct. That's supposed to be Template policy

upvoted 1 times

bda92b3 10 months, 3 weeks ago

Team Template

Team policies

Update policies are the correct answers respectively

upvoted 1 times

umair1297 2 years, 9 months ago

On exam 04-Mar-2022

upvoted 5 times

Rohit1588 2 years, 11 months ago

App setup policy is not correct. Also we need to choose a teams template while creating teams to have particular apps. If someone create team from scratch then we will not see pinned apps. What should be the correct answer in this case?

upvoted 1 times

dodo_on_tour 2 years, 11 months ago

On Test 18.01.22

upvoted 1 times

BryanL332 3 years ago

All new teams must include Wiki and Planner

Wiki is by default added to all teams

Planner - you need app setup policy to make planner available in a specific team

upvoted 1 times

LearnedBehavior 3 years ago

First one has to be Teams Policies. Teams app setup policies pin apps to the left side of the client, not a prebuilt "Template" like approach to Team creation

upvoted 2 times

dadageer 3 years, 3 months ago

Correct

upvoted 1 times

HOTSPOT -

You have a Microsoft 365 subscription that uses Microsoft Teams and contains a user named User1.

You have the following Microsoft Team templates:

- ➪ Manage an Event
- ➪ Manage a Project
- ➪ Quality and Safety
- ➪ Onboard Employees

You have the Microsoft Teams template policies shown in the following table.

Policy	Viewable template
Global (Org-wide default)	Manage a Project Quality and Safety Onboard Employees
Policy1	Manage a Project Manage an Event

The Templates policy settings for User1 are configured as shown in the following exhibit.

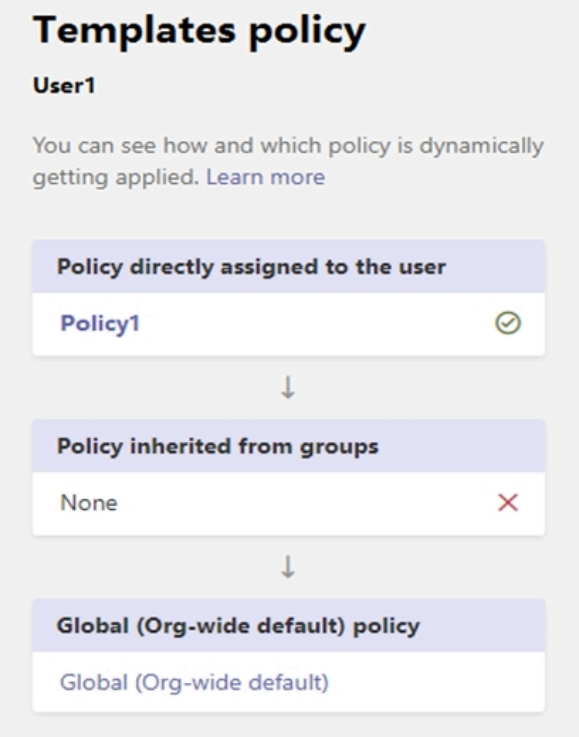

For each of the following statements, select Yes if the statement is true. Otherwise, select No.

NOTE: Each correct selection is worth one point.

Hot Area:

Answer Area

Statements	Yes	No
User1 can create new teams by using the Onboard Employees template.	○	○
User1 must use the Microsoft Teams admin center to create a new team by using a template.	○	○
User1 must be assigned the Teams Administrator role to create new teams by using the Manage a Project template.	○	○

Suggested Answer:

Answer Area

Statements	Yes	No
User1 can create new teams by using the Onboard Employees template.	○	○
User1 must use the Microsoft Teams admin center to create a new team by using a template.	○	○
User1 must be assigned the Teams Administrator role to create new teams by using the Manage a Project template.	○	○

Reference:
https://support.microsoft.com/en-us/office/create-a-team-from-a-template-a90c30f3-9940-4897-ab5b-988e69e4cd9c

sha1979 Highly Voted 3 years, 2 months ago
I believe all option for user1 is NO meaning Answer is NO, NO, NO. Read following article for affected Team Template policy when directly assigned for the user.
https://docs.microsoft.com/en-us/microsoftteams/assign-policies
upvoted 26 times

morito 3 years, 2 months ago
This is also my interpretation, policies will not be aggregated throughout the assigned policies chain, its on a first match basis. Therefore answers should be NO NO NO
upvoted 3 times

Tyffty 3 years, 1 month ago
Correct. The directly assigned group takes precedence over org wide. Answer is no no no
upvoted 7 times

Wigzo Highly Voted 3 years ago
NO - NO - NO
upvoted 11 times

Wigzo 3 years ago
https://docs.microsoft.com/en-us/microsoftteams/assign-policies
upvoted 1 times

Nuance 3 years ago
Wouldn't it be No - No - Yes. Because the only way he could get around being the policy is to have admin rights
upvoted 4 times

FriedEggs 2 years, 7 months ago
I think the key word here is "must". You could add the template to Policy1 or remove Policy1 from user1, and user1 would be able to use the template.
upvoted 1 times

FriedEggs 2 years, 7 months ago
Reading the question over again, the template is included in the policy, so there is no need to log in to the admin center to use it, anyway, since it's available when creating a new Team.
upvoted 1 times

Wigzo 3 years ago
Well that depends if the policy is not assigned to him then won't be able to get around it.... he can change the policy since he has the rule applied then we can discuss this.
upvoted 1 times

correction Most Recent 3 months, 3 weeks ago
No,No,No
upvoted 1 times

r2c3po 8 months ago

User1 can create new teams by using the Onboard Employees template - No, this is not true. The “Onboard Employees” template is part of the “Global (Org-wide default)” policy, but User1 has been directly assigned the “Policy1”, which does not include the “Onboard Employees” template.

User1 must use the Microsoft Teams admin center to create a new team by using a template - Yes, this is true. Regardless of the policy assigned, creating a new team using a template requires access to the Microsoft Teams admin center.

User1 must be assigned the Teams Administrator role to create new teams by using the Manage a Project template - No, this is not necessarily true. The ability to create new teams using a template is not solely dependent on having the Teams Administrator role. It depends on the policies applied to the user and whether the “Manage a Project” template is included in those policies. In this case, User1 can create new teams using the “Manage a Project” template because it is included in the directly assigned “Policy1”.
upvoted 1 times

correction 3 months, 3 weeks ago
U'r second ans is wrong, Ans should be NO as you can create team from a template in teams app not only in teams admin center,
upvoted 1 times

Rocky83 2 years, 1 month ago
On the test 19/11/2022
upvoted 5 times

TinaTina 2 years, 8 months ago
in exam 22/04/2022
upvoted 2 times

Niravdave 2 years, 9 months ago
User1 assigned Policy1 which take precedence over global so he will not be able to use Onboarding Templet. So answer is No,No,No
upvoted 2 times

J365 2 years, 9 months ago
Answer is No, No, No

Lab tested 14/03/22
User 1 is a Teams Admin and can create Teams in the admin center however, templates cannot be applied from the admin center when creating a team using this method. Templates are only available when "Create a Team" is select from the Teams Client.
As User has has Policy 1 applied, then the Onboard Employees template is not an option for them.
upvoted 2 times

Treyb82 2 years, 9 months ago
Taking my test in 9 days and I can't wrap my head around what I should select if I get this on the test. I say No across the board. Please advise.
upvoted 1 times

Unbelievable_Jeff 1 year, 8 months ago
Did this come up during your test (I realise it was a while ago now). Am just curious as I am also saying "No" across the board here.
upvoted 2 times

Malkerian 2 years, 10 months ago
On Exam 28.02.22
upvoted 3 times

Treyb82 2 years, 9 months ago
What do you think the answer is?
upvoted 1 times

dadageer 3 years, 3 months ago
Correct
upvoted 4 times

Question #17 *Topic 3*

You have a Microsoft 365 subscription.
You create an org-wide team named Team1. Users named User1 and User2 are the owners of Team1.
You need to configure Team1 to meet following requirements:
➪ Ensure that only User1 and User2 can create new posts in the General channel.
➪ Prevent @mentions for the org-wide team members.
Which two actions should you perform from the Microsoft Teams client? Each correct answer presents part of the solution.
NOTE: Each correct selection is worth one point.

A. From the Team1 settings, clear Give members the option to edit their messages.

B. From the General Channel settings of Team1, set the channel moderation preference to Anyone can post; show alert that postings will notify everyone (recommended for large teams).

C. From the General Channel settings of Team1, set the channel moderation preference to Only owners can post messages.

D. From the Team1 settings, disable all the Fun stuff settings.

E. From the Team1 settings, set Show members the option to @team or @[team name] to Off.

Suggested Answer: *CE*
Reference:
https://docs.microsoft.com/en-us/microsoftteams/create-an-org-wide-team

Community vote distribution
CE (100%)

x23Firefly Highly Voted 3 years, 11 months ago
Fun Stuff settings :D
upvoted 13 times

hufflepuff 3 years, 5 months ago
Troll alert, hahaha
upvoted 2 times

Poker69 Highly Voted 3 years, 6 months ago
c and e correct
Switch off @team and @[team name] mentions
Press the ellipsis … next to the team name > manage team
Press the settings tab > expand @mentions
There are two options checked:
Show members the option to @team or @[team name] (this will send a notification to everyone on the team)
Give members the option to @channel or @[channel name]. This will notify everyone who's shown the mentioned channel in their channel lists.
upvoted 5 times

kitty73 Most Recent 11 months, 1 week ago
This question was on my test today, 07/23/24
upvoted 1 times

Bobalo 1 year, 2 months ago
Weird one, the general channel doesn't support moderation. As per https://support.microsoft.com/en-au/office/change-moderator-roles-and-settings-in-a-channel-in-microsoft-teams-6ac54758-3440-4f6a-9bd5-cebf97cb7ea6
Note: Channel moderation is available for standard channels on Teams for desktop or web. It's not available for the general channel or private channels.
upvoted 1 times

unbelievable 2 years, 5 months ago
Actually Fun Settings does exist, under TAC >Teams >Manage Teams under Teams Profile Page is the gear icon where you can "Edit" to find "Other Settings". This contains "Fun Settings", which are things like giphy, stickers...so you really can be the Fun Police at work.
Anyway answer is not this
upvoted 1 times

cormorant 2 years, 6 months ago

choose c and e and bypass the fun stuff

upvoted 1 times

certgreed 3 years, 5 months ago

Selected Answer: CE

correct answer is CE

upvoted 3 times

BLoLB 3 years, 7 months ago

option D @_@

upvoted 2 times

HGD545 3 years, 7 months ago

Fun Stuff settings was an option on the test please dont check that box.

upvoted 1 times

HGD545 3 years, 7 months ago

On the test Nov, 12 2021

upvoted 2 times

TMW 4 years, 1 month ago

This is configured in the teams client, and these settings look correct

upvoted 1 times

freeolive_guru 4 years, 2 months ago

Based on the question , C, E is meaningful.

upvoted 3 times

Question #18 *Topic 3*

Your company has a Microsoft 365 subscription.

From the Microsoft Teams client, you review the teams shown in the exhibit.

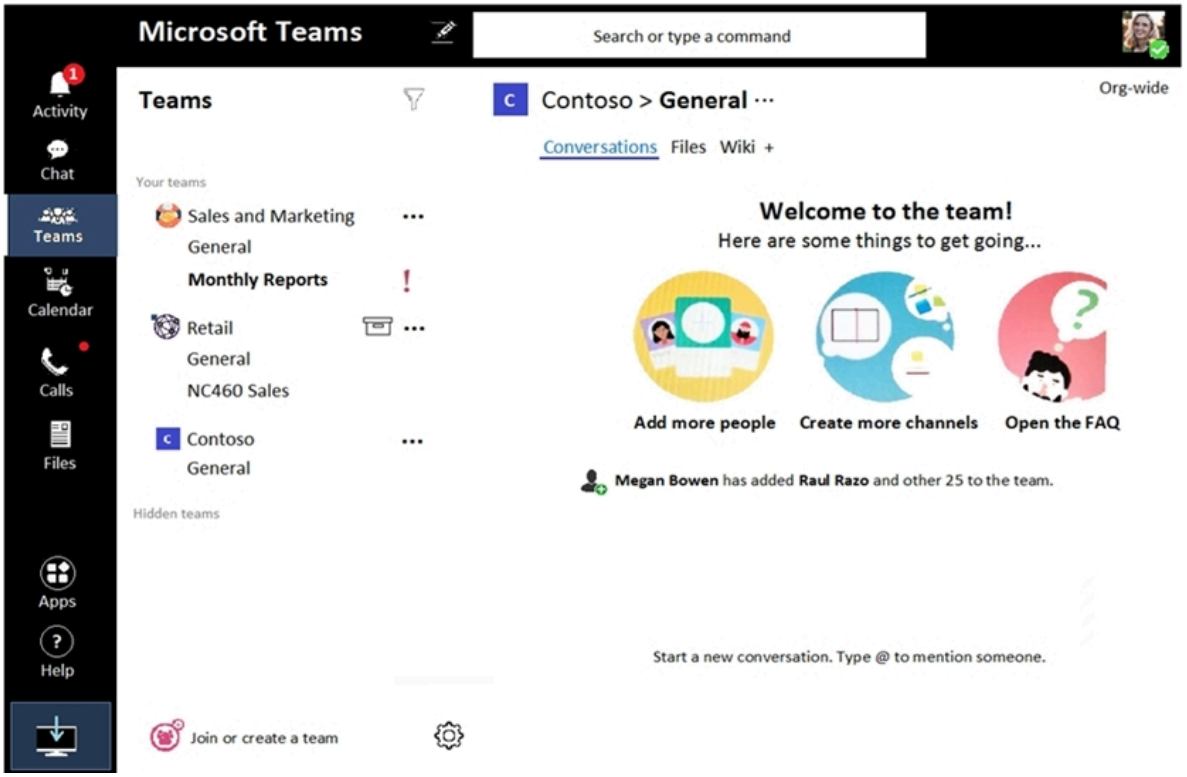

Members of the Retail team report that they cannot create channels.

You need to ensure that the Retail team members can create channels.

Which two actions should you perform? Each correct answer presents a complete solution.

NOTE: Each correct selection is worth one point.

A. From the Azure Active Directory admin center, change the membership type of the Office 365 group for the Retail team to Assigned.

B. From the Microsoft Teams client, promote all the Retail team members to an owner role.

C. From the Microsoft Teams admin center, unarchive the Retail team.

D. Instruct the Retail team owner to restore the team by using the Microsoft Teams client.

E. From PowerShell, modify the information barrier policy.

Suggested Answer: *CD*

Community vote distribution

CD (78%) B (22%)

Sheru Highly Voted 5 years, 2 months ago

I am assuming the catch is in this part of the question! " "Each correct answer presents a complete solution." In that sense both C & D are 2 different ways to restore a team via the Admin Center(UnArchive) or the Teams client (Restore). One day MS will be consistent :)

upvoted 38 times

AlexanderSaad Highly Voted 5 years, 2 months ago

C and D is correct. The option to crate channels by members is in the team's settings.

upvoted 14 times

kitty73 Most Recent 11 months, 1 week ago

This question was in my test today 07/23/24

upvoted 1 times

MarkMac 1 year, 2 months ago

Tested and answers are correct.

upvoted 1 times

Suprotim 1 year, 6 months ago
In exam on 10th Dec 2023.
upvoted 2 times

Zomb13 2 years, 4 months ago
Selected Answer: CD
C and D is correct. No one can create new channels whilst a Team is archived
upvoted 2 times

cormorant 2 years, 6 months ago
unarchive and restore
upvoted 1 times

davevdm 2 years, 9 months ago
Selected Answer: CD
"Each answer must be a complete solution" is the key. In the exhibit, the Retail team is ARCHIVED - thus choosing B won't let the Retail team members do anything. C is a complete solution, D is a complete solution.
upvoted 2 times

Nokwai 2 years, 10 months ago
Was on test on 22.08.2022
upvoted 4 times

linmix 2 years, 11 months ago
Selected Answer: B
There is now only 1 way of restoring an archived team:
https://docs.microsoft.com/en-us/microsoftteams/archive-or-delete-a-team#make-an-archived-team-active
upvoted 2 times

certgreed 3 years, 5 months ago
Selected Answer: CD
correct answer is CD
upvoted 3 times

dodo_on_tour 3 years, 5 months ago
On Test 18.01.22
upvoted 2 times

Mr_Dinges 3 years, 5 months ago
I don't see the 'restore' option anymore in the Team client.
In the TAC it's the 'unarchive option'.
upvoted 2 times

fejoes 3 years, 5 months ago
"Restore" team in Teams client means make it to be shown from Hidden teams list after the team has been unarchived in TAC.
upvoted 3 times

TashaGirl 3 years, 7 months ago
C is obvious,
D - In Teams client click Manage Teams gear icon, from the list of teams select the archived one and restore.
upvoted 4 times

TMW 4 years ago
I agree with Sheru, "Each correct selection is worth one point" SHOULD read "Each correct answer presents a complete solution"
upvoted 2 times

TMW 4 years, 1 month ago
Essentially, when a team is archived, it is suspended in place (read only), and no further changes can be made. There are indeed 2 methods to accomplish the same task. Either via the teams admin center, or via the Teams client.
Teams client you will see the "restore" option
teams admin center, you will see the "un-archive" option.
upvoted 1 times

Question #19 *Topic 3*

Your company has a Microsoft 365 subscription.
The Microsoft 365 tenant uses a domain named contoso.com.
You need to ensure that team channels can receive email only from users in the company and email addresses that use an email domain named @fabrikam.com.
What should you modify?

A. the External collaboration settings in the Azure Active Directory admin center

B. the list of accepted domains in Microsoft Exchange Online

C. the Teams settings

D. the global teams policy

Suggested Answer: *C*

Community vote distribution

C (79%) D (21%)

TP123 Highly Voted 3 years, 8 months ago
C is the right answer. Org-wide setting- >Teams Settings->Email integration
upvoted 85 times

Praveen_Thandassery Highly Voted 3 years, 6 months ago
C is the right answer.Org-wide settings---teams settings--email integration.
upvoted 12 times

Zomb13 Most Recent 10 months, 2 weeks ago
Selected Answer: C
The setting for Email integration is in Teams Settings NOT Teams Policy
upvoted 3 times

Cloudz_1 11 months, 3 weeks ago
Selected Answer: C
There are 3 ways to complete this requirement.

1. Via Teams Admin Center --> Teams settings --> Email integration --> Users can send emails to a channel email address: ON & Accept channel email from these SMTP domains: fabrikam.com.

2. Via Teams Client: "To limit who can send email to your channel, go to the channel name, select More options More options button > Get email address, and then select the advanced settings link. From there, you can manage who's able to access the email address for that channel. You can restrict the audience to include only team members who own that channel, or narrow your audience to specific domains. You can also remove your current email address entirely."
https://support.microsoft.com/en-us/office/manage-who-can-send-email-to-a-channel-in-teams-4f1a1224-e71b-45de-8f68-8e08f7874fa9

3. Via PowerShell
https://learn.microsoft.com/en-us/answers/questions/414521/manage-teams-email-integration-via-powershell.html

Since only option 1 is listed as one of the possible answers, I'll go for C.
upvoted 2 times

assistenza 1 year ago
Selected Answer: C
To limit who can send email to your channel, go to the channel name, click More options More options button > Get email address, then click the advanced settings link.
upvoted 1 times

Shinolgarashi 1 year, 1 month ago
C - The Teams settings. Reba please note.
upvoted 1 times

JoeGuan 1 year, 4 months ago
To limit who can send email to your channel, go to the channel name, click More options More options button > Get email address, then click the advanced settings link.

https://support.microsoft.com/en-us/office/manage-who-can-send-email-to-a-channel-in-teams-4f1a1224-e71b-45de-8f68-8e08f7874fa9
upvoted 1 times

Pittbull 1 year, 4 months ago
In the new updated Teams Admin center you will have to go to Team - Teams Settings - Email Integration - Accept email in channels from these SMTP domains. Org-wide settings does not exsist. But the nearest correct answer is C.
upvoted 4 times

AJCG 1 year, 5 months ago
in exam on 25th of July 2022
upvoted 2 times

RazielLycas 1 year, 8 months ago
Selected Answer: C
Email integration is in the TEAMS Settings blade
upvoted 5 times

umair1297 1 year, 9 months ago
On exam 04-Mar-2022
upvoted 3 times

Springfield 1 year, 10 months ago
Selected Answer: D
This options no longer available on Org-Wide settings.
TAC > Teams > Team Settings > E-mail integration.

So answer is D now!
upvoted 4 times

Harshul 1 year, 8 months ago
You are right on the explanation part but still answer will be C as Teams settings, Teams policy has nothing to do with this.
upvoted 2 times

ExamMonadMonkey 1 year, 11 months ago
This setting has been moved to Teams Admin Center=>Teams Settings => Email Integration. but in the context of current options, I would go with C.
upvoted 2 times

Tyffty 2 years, 1 month ago
Selected Answer: C
Email integration setting in TAC
upvoted 4 times

sankapra 2 years, 3 months ago
Ostumm- what did you select for the answer during the test?
upvoted 1 times

Shaggy76 2 years, 3 months ago
C is right, BUT MS changed the menu in TAC. "Looking for org-wide settings? We moved the settings in that section to the corresponding pages in Teams, Users, and Voice sections".
upvoted 2 times

ostumm 3 years, 1 month ago
Teams AC -> Org-Wide settings -> Teams settings scroll to Email integration and switch on 'Allow users to send emails to a channel email address' and set Accept channel email from these SMTP domains.

So answer is right
upvoted 6 times

L33D 2 years, 4 months ago
https://docs.microsoft.com/en-us/microsoftteams/enable-features-office-365#external-access

upvoted 1 times

Question #20 *Topic 3*

DRAG DROP -

You have a Microsoft Office 365 subscription named contoso.com.

You need to create the Microsoft Teams teams shown in the following table.

Name	Requirement
Sales	Users can join only once they are approved.
General	All contoso.com users are included automatically.
Projects	Users can join without approval.

What should you configure each team? To answer, drag the appropriate team types to the correct teams. Each team type may be used once, more than once, or not at all. You may need to drag the split bar between panes or scroll to view content.

NOTE: Each correct selection is worth one point.

Select and Place:

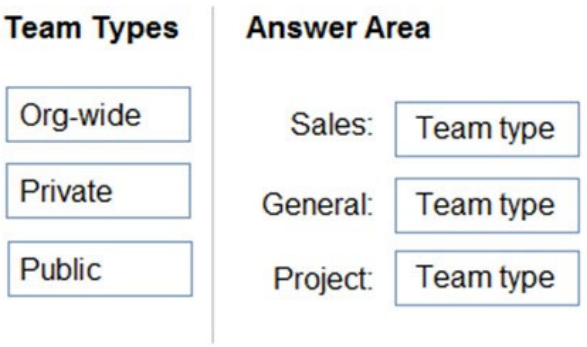

Suggested Answer:

Reference:

https://docs.microsoft.com/en-us/microsoftteams/teams-channels-overview

MJ_Hammami 7 months ago

on exam 26-Nov-2022

upvoted 3 times

ShinoIgarashi 7 months, 1 week ago

Answer is correct. Moseki.

upvoted 1 times

Malkerian 1 year, 3 months ago

On Exam 28.02.22

upvoted 2 times

solarsskpl 1 year, 4 months ago

I had this question 26/02/2022

upvoted 3 times

alenjbenny 1 year, 6 months ago

CORRECT

upvoted 2 times

steven123456789 1 year, 7 months ago

correct

upvoted 3 times

Question #21 *Topic 3*

Your company has a Microsoft 365 subscription.
You need to ensure that only the members of the company's IT group can create private channels.
Which three actions should you perform? Each correct answer presents part of the solution.
NOTE: Each correct selection is worth one point.

A. Modify the global teams policy.

B. Assign the members of the IT group to the policy.

C. Create a custom teams policy.

D. Run the Set-TeamsChannel cmdlet.

E. Modify the global messaging policy.

F. Create a custom messaging policy.

Suggested Answer: *ABC*
Reference:
https://docs.microsoft.com/en-us/microsoftteams/teams-policies

Community vote distribution
ABC (100%)

nix1 Highly Voted 2 years, 11 months ago
Correct Answer ABC
Clarification for answer A. - "Set creation of private channel to 'Off' in the global policy" would be more precise "Modify the global Teams policy".
upvoted 19 times

Eggsamine Highly Voted 2 years, 11 months ago
Repeat of question 35:
https://www.examtopics.com/exams/microsoft/ms-700/view/23/
upvoted 10 times

maj901 Most Recent 7 months, 1 week ago
Selected Answer: ABC
Correct Answer is ABC
upvoted 2 times

maj901 7 months, 1 week ago
Selected Answer: ABC
Correct answer is ABD
upvoted 1 times

Malkerian 1 year, 3 months ago
On Exam 28.02.22
upvoted 3 times

solarsskpl 1 year, 4 months ago
Selected Answer: ABC
I had this question 26/02/2022
upvoted 1 times

Nikolaos 1 year, 4 months ago
Selected Answer: ABC
ABC cORRECT
upvoted 1 times

ExamMonadMonkey 1 year, 5 months ago
Selected Answer: ABC
You can also think elimination method. DEF are not related to preventing or allowing the creation of private channels.
upvoted 2 times